

Product Facts

- Reduced insertion force
- Designed for correct lead-in of tab
- Mates with typical 110, 187 and 250 Series tab styles including those with shoulders
- UL rated at +105°C
- 110 Series accepts 22-18 AWG [0.3–1 mm²], 187 Series accepts 20-16 AWG [0.5–1.4mm²] wire and 250 Series accepts 22-10 AWG [0.3–5 mm²] wire
- Visual inspection of crimp and wire brush
- Terminated by automatic or semi-automatic equipment to meet production requirements
- Complies with the IEC 380, 601 and 950 and UL 1950 requirements for a secondary means of insulation fixing
- Listed by Underwriters Laboratories Inc., File No. E66717
- CSA Certified, File No. LR 7189
- VDE tested according to DIN VDE 0627/9.91, VDE Reg. No.



Technical Documents

Product Specification

108-1285
108-2215

Application Specification

114-2124


Hand Tools — Insertion

250 Series—314916-1
250 Series Flag—314919-1

Hand Tools — Extraction

250 Series—314917-1

Ultra-Pod Fully Insulated FASTON Receptacles and Tabs



Ultra-Pod Fully Insulated FASTON Receptacles offer the newest in one-step automatic application of insulated quick connects. The unique integral plastic carrier designed specifically for this product allows insulated F-Crimp terminations to be produced quickly and easily. Applied cost savings are attainable with either bench or high-speed automatic termination equipment and the elimination of any secondary insulation operations. Both the crimping of the terminal and the terminal insulating occur in a single stroke of the press and applicator—the crimping on the down-stroke and the insulating on the up-stroke.

The receptacles contained within the Ultra-Pod FASTON Receptacle assemblies are tested and customer qualified and can be immediately used in existing applications where insulation has been accomplished by other means. The low insertion force design provides easier tab insertion, reduces operator fatigue and improves the productivity and reliability of the end assembly operation.

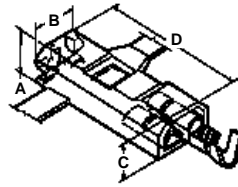
The insulating housing is produced by a unique molding process which provides an integral carrier and eliminates the crimp location problems related to secondary carriers. This housing, produced from 130°C rated 6/6 nylon,

covers the FASTON receptacle sufficiently to provide for use in 600-volt applications. Most importantly, this insulating system helps eliminate the workplace hazards and labor costs of chemically expanded or heat shrink tubing.

Depending on production requirements, Tyco Electronics provides a complete selection of terminating equipment from bench press to automatic lead maker.

Ultra-Pod Fully Insulated FASTON Receptacles and Tabs (Continued)

Insulation Support

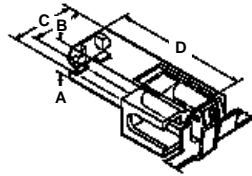


Description	Wire Range	Ins. Dia. Range	Dimensions				Mating Tab	UL 94 ¹	Color	Material and Finish	Part Numbers								
			A	B	C	D													
.110 Series	22-18	.080-.120 2.03-3.05	.151 3.83	.224 5.69	.205 5.21	.805 20.45	.020 0.51	V-2	Natural	Brass	521228-1								
										Tin-Plated Brass	521228-2								
										Brass	521436-1								
										Tin-Plated Brass	521436-2								
										Brass	521437-1 ²								
										Tin-Plated Brass	521437-2 ²								
.187 Series	20-16	.090-.130 2.29-3.30	.170 4.32	.295 7.49	.200 5.08	.775 19.68	.020 0.51	V-2	Natural	Brass	520973-1								
										Tin-Plated Brass	520973-2								
										Brass	521225-1								
										Tin-Plated Brass	521225-2								
										Brass	520982-1								
										Tin-Plated Brass	520982-2								
	18-16 or 2-18	(2) .105 Max. 2.67	.170 5.33	.295 7.49	.200 5.08	.775 19.68	.020 0.51	V-2	Natural	Brass	521293-1 ⁴								
											Tin-Plated Brass	521293-2 ⁴							
											Brass	521586-1 ⁴							
											Tin-Plated Brass	521586-2 ⁴							
								.250 Series	22-18	.090-.130 2.29-3.30	.195 4.95	.370 9.40	.225 5.72	.945 24.00	.032 0.81	V-2	Natural	Brass	520988-1
																			Tin-Plated Brass
			Brass	521368-1															
			Tin-Plated Brass	521368-2															
18-14	.120-.170 3.05-4.32	.195 4.95	.370 9.40	.225 5.72	.945 24.00	.032 0.81	V-2									Natural	Brass	520963-1	
																		Tin-Plated Brass	520963-2
										Brass	521367-1								
										Tin-Plated Brass	521367-2								
										Tin-Plated Brass	521011-2								
										Nickel Plated Steel	521011-1 ^{2,3}								
18-14 or 2-18	(2) .105 Max. 2.67	.195 4.95	.370 9.40	.225 5.72	.945 24.00	.032 0.81	V-2	Natural	Brass	521637-1									
										Tin-Plated Brass	521637-2								
										Brass	521632-1								
										Tin-Plated Brass	521632-2								
							14-10	.130-.180 3.30-4.57	.195 4.95	.370 9.40	.225 5.72	.945 24.00	.032 0.81	V-2	Natural	Brass	520974-1		
																	Tin-Plated Brass	520974-2	
			Brass	521366-1															
			Tin-Plated Brass	521366-2															

¹ Flammability rating of plastic material.
² 150°C rated nylon.
³ UL Recognized.
⁴ UL pending for double wire termination.

Ultra-Pod Fully Insulated FASTON Receptacles and Tabs (Continued)

Flag Insulation Support

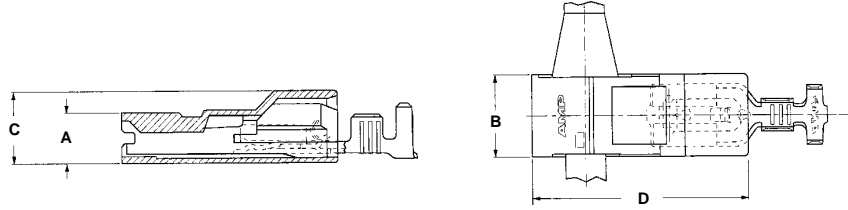


Description	Wire Range	Ins. Dia. Range	Dimensions				Mating Tab	UL 94 ¹	Color	Material and Finish	Part Numbers
			A	B	C	D					
.187 Series	22-18	.060-.110 1.52-2.79	.170 4.32	.295 7.49	.485 12.32	.680 17.27	.020 0.51	V-2	Natural	Brass	521470-1
										Tin-Plated Brass	521470-2
									Natural	Brass	521596-1
										Tin-Plated Brass	521596-2
									Natural	Brass	521598-1
										Tin-Plated Brass	521598-2
	18-14 (2) 20 or (2) 18	(2) .105 Max. 2.66	.170 4.32	.295 7.49	.485 12.32	.680 17.27	.032 0.81	V-2	Natural	Brass	521598-1
										Tin-Plated Brass	521598-2
									Natural	Brass	521600-1
										Tin-Plated Brass	521600-2
									Natural	Brass	521471-1 ²
										Tin-Plated Brass	521471-2 ²
.250 Series	22-18	.050-.100 1.27-2.54	.200 5.08	.370 9.40	.585 14.86	.680 17.27	.032 0.81	V-2	Natural	Brass	521050-1
										Tin-Plated Brass	521050-2
								V-0	Natural	Brass	521411-1
	Tin-Plated Brass	521411-2									
	18-14	(2) .105 Max. 2.79-4.06	.200 5.08	.370 9.40	.585 14.86	.680 17.27	.032 0.81	V-2	Natural	Brass	520971-1
										Tin-Plated Brass	520971-2
Black									Tin-Plated Brass	520971-4	
18-14 (2) 20 or (2) 18	(2) .105 Max. 2.66	.200 5.08	.370 9.40	.585 14.86	.680 17.27	.032 0.81	V-0	Natural	Nickel Plated Steel	521087-1 ³	
									Brass	521282-1	
									Tin-Plated Brass	521282-2	
18-14 (2) 20 or (2) 18	(2) .105 Max. 2.66	.200 5.08	.370 9.40	.585 14.86	.680 17.27	.032 0.81	V-2	Natural	Brass	521112-1	
									Brass	521633-1	
							V-0	Natural	Tin-Plated Brass	521633-2	

¹ Flammability rating of plastic material.
² UL pending for double wire terminations.
³ No UL or CSA approvals.

Ultra-Pod Fully Insulated FASTON Receptacles and Tabs (Continued)

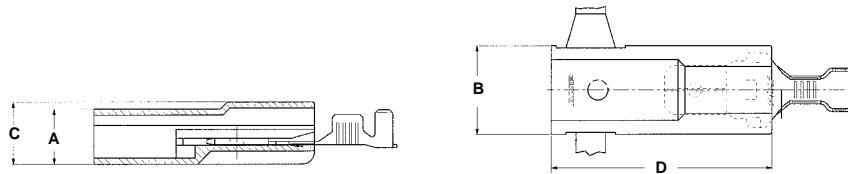
Positive Lock Insulation Support



Description	Wire Range	Ins. Dia. Range	Dimensions				Mating Tab	UL 94 ¹	Color	Material and Finish	Part Numbers
			A	B	C	D					
.187 Series	18-14	.110-.180 2.79-4.57	.186 4.72	.307 7.80	.265 6.73	.812 20.62	.020 0.51	V-2	Natural	Brass	521271-1 ²
										Tin-Plated Brass	521271-2 ²
										Tin-Plated Brass	521212-2 ²
										Brass	521213-1 ²
.250 Series	18-14	.110-.180 2.79-4.57	.205 5.21	.370 9.40	.245 6.22	.950 24.13	.032 0.81	V-2	Natural	Tin-Plated Brass	521213-2 ²
										Brass	521317-1 ²
										Tin-Plated Brass	521317-2 ²
										Brass	521317-2 ²

¹ Flammability rating of plastic material.
² UL Recognized, CSA Certified

Tabs Insulation Support



Description	Wire Range	Ins. Dia. Range	Dimensions				Tab	UL 94 ¹	Color	Material and Finish	Part Numbers
			A	B	C	D					
.250 Series	18-14	.130-.180 3.30-4.57	.275 6.99	.450 11.43	.310 7.87	1.120 28.45	.032 0.81	V-2	Natural	Brass	521217-1
										Tin-Plated Brass	521217-2
										Brass	521451-1
										Tin-Plated Brass	521451-2
	12-10	.150-.200 3.81-5.08	.275 6.99	.450 11.43	.310 7.87	1.120 28.45	.032 0.81	V-2	Natural	Brass	521227-1 ²
										Tin-Plated Brass	521227-2 ²

¹ Flammability rating of plastic material.
² No UL or CSA approvals

Ultra-Pod Fully Insulated FASTON Receptacles and Tabs

Electronics

Product Facts

- Pre-insulated terminal designed for complete and uniformed reliability in the most difficult circuit environment
- Consists of an unplated or tin-plated brass body or a tin-plated phosphor bronze body with a specially designed copper sleeve and insulation sleeve fitted over the terminal barrel
- Design of the tool dies and construction of the terminal insures uniform insulation thickness under crimping pressure, transmitting this pressure evenly to the center of the crimp area


The Tyco Electronics Mated Tool/Terminal Concept

- Tyco Electronics compression crimping produces crimps for a given size wire and terminal that are precisely alike in appearance and performance
- Terminal and the crimping tool are designed as precisely matched devices
- Dies are precision-engineered from the finest hard-metal alloys
- Crimping pressure is controlled by a ratchet device on the hand tool or a corresponding pre-calibration in the crimping jaws of Tyco Electronics automated crimping machines

The Crimp

- Crimping pressure does not overstress nor understress the terminal barrel — machined dies fully bottom to the precise crimp height
- Resulting termination is free of contamination
- Resistant to most shock and critical environments
- Tensile strength approaches that of the wire itself

PIDG FASTON Receptacles and Tabs



Here is a pre-insulated terminal designed for complete and uniform reliability in most difficult circuit environments. Each PIDG Terminal consists of a tin-plated brass body with a specially designed copper sleeve and insulation sleeve fitted over the terminal barrel. The design of the tool dies and the construction of the terminal promotes uniform insulation thickness under crimping pressure, transmitting this pressure evenly to the center of the crimp area.

Tyco Electronics compression crimping produces crimps for a given size wire and terminal that are precisely alike in appearance and performance. This is a calculated result made possible by designing the terminal and the crimping tool as precisely matched devices. The dies are precision-engineered from the finest hard-metal alloys. Crimping pressure is controlled by a ratchet device on the hand tool or a corresponding pre-

calibration in the crimping jaws of Tyco Electronics automated crimping machines.

Crimping pressure can neither over-stress nor understress the terminal barrel — machined dies fully bottom to the precise crimp height required.

The resulting termination is free of contamination, is resistant to shock and critical environments, and its tensile strength approaches that of the wire itself.

Temperature Rating: 105° C

Wire Range	 E66717 Recognized	 LR7189 Certified
22-16	22-16 Stranded	300 V Max., 105°C Max. ¹
16-14	16-14 Stranded	
12-10	12-10 Stranded	

¹ UL and CSA — Nylon.

PIDG FASTON Receptacles and Tabs

PIDG FASTON Receptacles and Tabs (Continued)

Receptacles

Receptacle Style

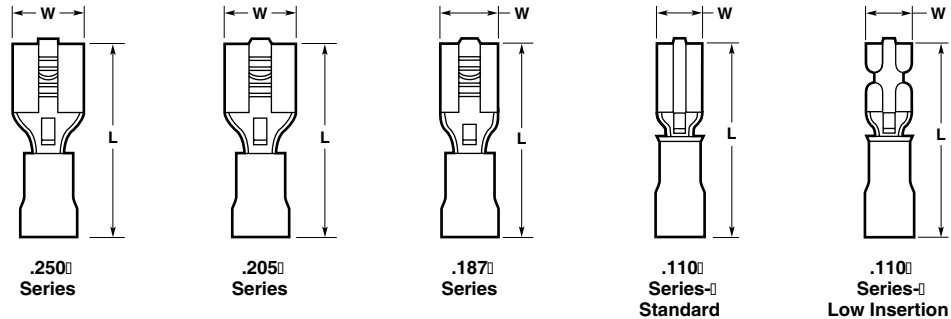
- A** — No dimple with wire stop
- B** — Dimple with wire stop
- C** — No dimple, no wire stop

Material

- Insulation** — Nylon
- Receptacle Body** — Brass per ASTM B-36 or Phosphor Bronze per ASTM B-139
- Plating** — Tin per MIL-T-10727 except where noted.
- Metallic Sleeve** — Copper per ASTM B-152
- Plating** — Tin per MIL-T-10727

Related Product Data

Application Tooling — reference page 73 of Catalog 82042 for tooling



Series	Wire Size Circular Mils [mm ²]	Style	Dimensions		Terminal Insulation Color	Wire Insulation Diameter Max.	Recept. Matl.	Stock Thk.	Fits Tab Thk.	Part Numbers		
			W Nom.	L Max.						Loose Piece	Tape Mounted	Strip Form
.250	22-18 509-1,900 [0.26-0.96]	B	.300 7.62	.900 22.86	Red	.140 3.56	Brass	.018 0.46	.032 0.81	640903-1*	640903-2	640902-1
					Red	.140 3.56	Brass	.018 0.46	.032 0.81	55675-1 ²	55675-2 ²	—
	16-14 2,050-5,180 [1.04-2.62]	B	.300 7.62	.900 22.86	Blue	.170 4.32	Brass	.018 0.46	.032 0.81	640905-1*	640905-2	640904-1
	14-12 3,831-6,470 ¹ [1.94-3.28]	B	.300 7.62	1.012 25.70	Blue	.250 6.35	Brass	.018 0.46	.032 0.81	696108-1	696108-2	696109-1
					Green	.250 6.35	Brass	.018 0.46	.032 0.81	42844-1* [†]	42844-3 [†]	60544-3 [†]
					Green	.250 6.35	Phos. Brz.	.018 0.46	.032 0.81	42844-2* [†]	—	—
12-10 5,180-13,100 [2.62-6.64]	B	.300 7.62	1.012 25.70	Yellow	.250 6.35	Brass	.018 0.46	.032 0.81	640907-1*	640907-2	640906-1	
				Yellow	.250 6.35	Phos. Brz.	.018 0.46	.032 0.81	61198-2 ^{3†}	61198-4 ^{4†}	—	
.250 Low Insertion	22-18 509-1,900 [0.26-0.96]	B	.300 7.62	.900 22.86	Red	.145 3.68	Brass	.016 0.41	.032 0.81	184262-1	184262-2	184261-1
	16-14 2,050-5,180 [1.04-2.62]	B	.300 7.62	.900 22.86	Blue	.173 4.39	Brass	.016 0.41	.032 0.81	184265-1	184265-2	184264-1
.205	22-18 509-1,900 [0.26-0.96]	B	.250 6.35	.800 20.32	Red	.135 3.43	Brass	.016 0.41	.020 0.51	696018-1	696018-2	—
					Red	.140 3.56	Brass	.016 0.41	.020 0.51	640909-1*	640909-2	640908-1
					Red/Black	.140 3.56	Brass	.016 0.41	.020 0.51	640174-1	—	—
					Red	.140 3.56	Brass	.016 0.41	.032 0.81	640911-1*	640911-2	640910-1
	16-14 2,050-5,180 [1.04-2.62]	B	.250 6.35	.800 20.32	Blue	.170 4.32	Brass	.016 0.41	.020 0.51	640913-1*	640913-2	—
Blue	.170 4.32				Brass	.016 0.41	.032 0.81	640915-1*	640915-2	—		
.187	26-24 238-475 [0.12-0.24]	B	.230 5.84	.700 17.78	Yellow	.082 2.08	Brass	.016 0.41	.020 0.51	641321-1* [†]	641321-2 [†]	641320-1 [†]
	22-18 509-1,900 [0.26-0.96]	B	.230 5.84	.800 20.32	Red	.140 3.56	Brass	.016 0.41	.020 0.51	640917-1*	640917-2	640916-1
	Red				.140 3.56	Brass	.016 0.41	.040 1.02	—	640578-2 [†]	—	

[†] Not UL or CSA approved or listed.

* Available in small packaging quantities.

¹ Wire range is limited as noted.

² Unplated receptacle body.

³ Requires Tool 90276-2

⁴ Requires Die 90281-1

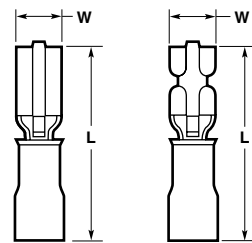
Receptacles (Continued)

Series	Wire Size Circular Mills [mm ²]	Style	Dimensions		Terminal Insulation Color	Wire Insulation Diameter Max.	Recept. Matl.	Stock Thk.	Fits Tab Thk.	Part Numbers			
			W Nom.	L Max.						Loose Piece	Tape Mounted	Strip Form	
.187	16-14 2,050-5,180 [1.04-2.62]	B	.230 5.84	.800 20.32	Blue	.170 4.32	Brass	.016 0.41	.020 0.51	640919-1*	640919-2	640918-1	
			.230 5.84	.900 22.86	Blue	.250 6.35	Brass	.016 0.41	.032 0.81	696108-1†	696108-2†	—	
.187 Low Insertion	22-18 509-1,900 [0.26-0.96]	B	.235 5.84	.800 20.32	Blue	.170 4.32	Brass	.016 0.41	.032 0.81	184235-1	184235-2	184234-1	
			.230 5.84	.800 22.86	Red	.145 3.68	Brass	.016 0.41	.032 0.81	184268-1†	184268-2†	184267-1†	
.110 Standard	22-18 509-1,900 [0.26-0.96]	B	.148 3.76	.734 18.64	Natural	.110 2.79	Brass	.012 0.30	.016 0.41	61048-1*†	61048-2†	—	
			.148 3.76	.734 18.64	Natural	.110 2.79	Brass	.012 0.30	.020 0.51	61060-1*†	61060-2†	61059-2†	
			.148 3.76	.734 18.64	Natural	.110 2.79	Brass	.012 0.30	.032 0.81	60894-1*†	60894-2†	60893-2†	
			.148 3.76	.734 18.64	Black	.110 2.79	Brass	.012 0.30	.032 0.81	—	61678-2†	—	
.110 Low Insertion	26-24 238-475 [0.12-0.24]	A	.160 4.06	.700 17.78	Yellow	.082 2.08	Brass	.016 0.41	.020 0.51	641324-1†	641324-2†	—	
			.160 4.06	.796 20.22	Red	.140 3.56	Brass	.016 0.41	.012 0.30	—	—	350871-1†	
.110 Low Insertion	22-18 509-1,900 [0.26-0.96]	A	.160 4.06	.800 20.32	Red	.140 3.56	Brass	.016 0.41	.016 0.41	.016 0.41	640921-1	640921-2	—
			.160 4.06	.800 20.32	Red	.140 3.56	Brass	.016 0.41	.020 0.51	.032 0.81	640923-1*	640923-2	640922-1
			.160 4.06	.800 20.32	Red	.140 3.56	Brass	.016 0.41	.032 0.81	.020 0.51	640925-1*	640925-2	640924-1
.110 Low Insertion	16-14 2,050-5,180 [1.04-2.62]	A	.160 4.06	.800 20.32	Blue	.170 4.32	Brass	.016 0.41	.016 0.41	.020 0.51	640929-1*	640929-2	—
			.160 4.06	.800 20.32	Blue	.170 4.32	Brass	.016 0.41	.016 0.41	.032 0.81	640931-1*	640931-2	—
			.160 4.06	.800 20.32	Blue	.170 4.32	Brass	.016 0.41	.016 0.41	.032 0.81	640927-1	640927-2	—
.110 Low Insertion	16-14 2,050-5,180 [1.04-2.62]	C	.160 4.06	.796 20.19	Blue	.170 4.32	Brass	.016 0.41	.032 0.81	641317-1	—	—	

†Not UL or CSA approved or listed.
*Available in small packaging quantities.

PIDG FASTON Receptacles and Tabs

Receptacles
(Insulation Restricting)



.110 Series Standard
.110 Series Low Insertion

Material

- Insulation — Nylon
- Receptacle Body — Brass per ASTM B-36
- Receptacle Style B — Dimple with wire stop
- Plating — Tin per MIL-T-10727
- Metallic Sleeve — Copper per ASTM B-152
- Plating — Tin per MIL-T-10727 or Nickel per QQ-N-290

Related Product Data

Application Tooling — reference page 73 of Catalog 82042 for tooling

Series	Wire Size Circular Mills [mm ²]	Style	Dimensions		Terminal Insulation Color Solid/Stripe	Wire Insulation Diameter Max.	Recept. Matl.	Stock Thk.	Fits Tab Thk.	Part Numbers		
			W Nom.	L Max.						Loose Piece	Tape Mounted	Strip Form
.110 Standard	22 754 [0.38]	B	.148 3.76	.780 19.81	Red/ Green	.040-.080 1.02-2.03	Brass	.012 0.30	.016 0.41	55319-1	55319-3	—
.110 Low Insertion	16 2,800 [1.42]	B	.160 4.06	.821 20.85	Blue/ Blue	.064-.130 1.63-3.30	Brass	.016 0.41	.016 0.41	—	55318-3	—

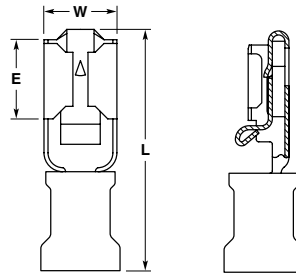
PIDG FASTON Receptacles and Tabs (Continued)

Insulated FASTON — 26 to 10 AWG Wire Range

Wire Size	Hand Tool	Tools for Tape Mounted Terminations			Tools for Strip Form Terminations
		Tape Dies for 69875 AMP-TAPETRONIC No Applicator Required	Tape Dies for AMP-O-LECTRIC ¹ Model "G" Applicator 567200-3	Tape Dies for AMPOMATOR CLS III G, CLS IV Applicator 687658-1	AMPOMATOR CLS III G, CLS IV Applicators
26-24	48518-2	69877-2	69877-2	69877-2	—
22-18	59824-1	59826-1	59826-1*	59826-1	466788-3 ²
22-18 (Natural)	90185-1	90248-2	90248-2	90248-2	466554-3
16-14	59824-1	59827-1	59827-1*	59827-1	466789-3 ²
14-12	90246-1	90240-2	90240-2	90240-2	—
12-10	59824-1	59828-1	59828-1*	59828-1	466790-4 ²

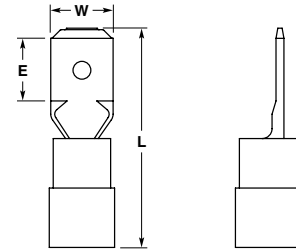
*Only UL and CSA approved.
¹AMP-O-LECTRIC Model "K" 565435-5 uses applicator 567200-2.
²Die included with applicator.

Positive Lock Receptacle
Low Insertion Force with Locking Device



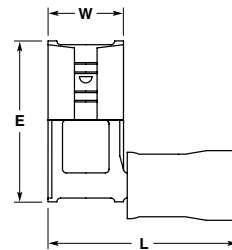
Description	Wire Range	Ins. Dia. Max.	Dimensions			Material and Finish	Part Number
			W	L	E		
For Tab .250 x .032	16-14	.190 4.83	.362	.850	.315	Tin-Plated Brass	165536-1
			9.19	21.59	8.00	Tin-Plated Phosphor Bronze	165536-2

Tab



Description	Wire Range	Ins. Dia. Max.	Dimensions			Material and Finish	Part Number
			W	L	E		
For Receptacle .250 x .032	22-18	.157 3.99	.250	.866	.300	Tin-Plated Brass	696362-1
			6.35	22.00	7.62		
	16-14	.197 5.00	.250	.866	.300	Tin-Plated Brass	696369-1
	12-10	.256 6.50	.250	.950	.300	Tin-Plated Brass	696372-1
			6.35	24.13	7.62		

PIDG Flag FASTON



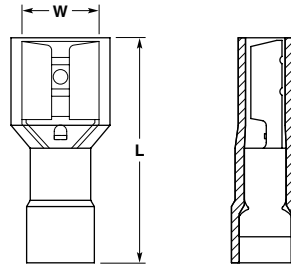
Description	Wire Range	Ins. Dia. Max.	Dimensions			Material and Finish	Part Number
			W	L	E		
For Tab .250 x .032	22-18	.134 3.40	.300	.720	.610	Tin-Plated Brass	156667-1
			7.62	18.29	15.49		
	16-14	.157 3.99	.300	.720	.610	Tin-Plated Brass	156666-1
			7.62	18.29	15.49		

Electronics

PIDG FASTON Receptacles and Tabs (Continued)

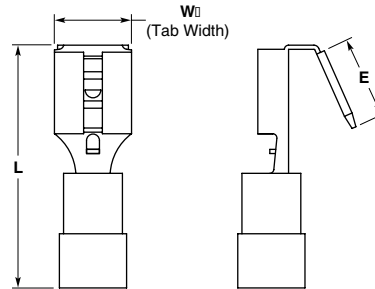
Fully Insulated Receptacles

Insulation Sleeve — Nylon



Description	Wire Range	Ins. Dia. Range	Dimensions		Material and Finish	Part Number
			W	L		
For Tab .250 x .032	22-18	.128 3.25	.375 9.53	.891 22.63	Tin-Plated Brass	696357-1
	16-14	.165 4.19	.375 9.53	.881 22.38	Tin-Plated Brass	696366-1
	12-10	.225 5.72	.375 9.53	.998 25.35	Tin-Plated Brass	696371-1

Piggyback FASTON Receptacles



Description	Wire Range	Ins. Dia. Range	Dimensions			Material and Finish	Part Number
			W	L	E		
For Tab .250 x .032	22-18	.157 3.99	.250 6.35	.905 22.99	.323 8.20	Tin-Plated Brass	696363-1*
	16-14	.197 5.00	.250 6.35	.905 22.99	.323 8.20	Tin-Plated Brass	696370-1*
	12-10	.256 6.50	.250 6.35	.945 24.00	.323 8.20	Tin-Plated Brass	696373-1*

* Piggyback FASTON Receptacles must be crimped with Hand Tool 696374-1.

PIDG Budget Line FASTON Receptacles

Material

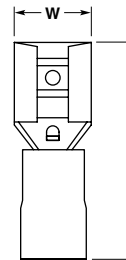
Insulation — PVC, UL 94V-0

Receptacle Body — Brass

Plating — Tin

Metallic Sleeve — Copper

Plating — Tin



Series	Wire Size Circular Mils [mm ²]	Dimensions		Terminal Color	Wire Insulation Diameter Max.	Fits Tab Thk.	Part Numbers	
		W Nom.	L Nom.				Loose Piece	Tape Mounted
.250	22-18	.300 7.62	.819 20.80	Red	.150 3.81	.032 0.81	696301-1	696301-2
	16-14	.300 7.62	.819 20.80	Blue	.185 4.70	.032 0.81	696302-1	696302-2
	16-14	.300 7.62	.917 23.29	Yellow	.244 6.20	.032 0.81	696303-1	696303-2