


**Product Facts**

- Moisture-proof seal prevents corrosion
- Insulation allows visual examination
- Seals out moisture and provides exceptional wire insulation support
- One piece assembly allows fast, easy terminations
- Recognized under the Component Program of Underwriters Laboratories Inc. 



AMP Pre-Insulated Sealed Connectors are environmentally sealed to prevent corrosion from fluids and vapors. Color-coded polyolefin heat-shrinkable sleeves impart exceptional insulation and wire support. Heavy duty insulation permits visual inspection. Available tooling provides a firm mechanical crimp, assuring electrical integrity.

**Need more information?**

Call Technical Support at the numbers listed below.

Technical Support is staffed with specialists well versed in Tyco Electronics products. They can provide you with:

- Technical Support
- Catalogs
- Technical Documents
- Product Samples
- Tyco Electronics Authorized Distributor Locations

© Copyright 1993 and 2002 by Tyco Electronics Corporation. All rights reserved.  
AMP and TYCO are trademarks.

## Ring Tongue Terminals

**Wire Size Range:**  
**AWG 22 to 8**  
**[0.26 to 10.5 mm<sup>2</sup>]**  
**CMA 509 to 20,800**

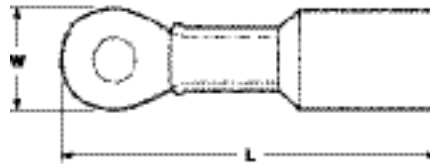
**Material**

**Body** — Copper

**Insulation** — Polyolefin

**Plating** — Tin

UL 486 A



AWG [mm <sup>2</sup> ] CMA	Stud Size	Dimensions		Tongue Material Thickness Max.	Max. Wire Insulation	Part Number	Package Quantity
		W	L Max.				
22-18 [0.26-0.96] 509-1,900	6 M3.5	.25 6.35	1.248 31.70	.032 .81	.170 4.32	55846-1 8-55846-2	1000 50
	8 M4	.31 7.87	1.268 32.21	.032 .81	.170 4.32	55847-1 8-55847-2	1000 50
	10	.31 7.87	1.268 32.21	.032 .81	.170 4.32	55848-1 8-55848-2	1000 50
	1/4 M6	.47 11.94	1.468 37.29	.032 .81	.170 4.32	55849-1 8-55849-2	1000 50
	6 M3.5	.31 7.87	1.188 30.18	.034 .86	.190 4.83	55850-1 8-55850-2	1000 50
	8 M4	.31 7.87	1.218 30.94	.034 .86	.190 4.83	55851-1 8-55851-2	1000 50
	10	.31 7.87	1.218 30.94	.034 .86	.190 4.83	55852-1 8-55852-2	1000 50
	1/4 M6	.46 11.68	1.448 36.78	.034 .86	.190 4.83	55853-1 8-55853-2	1000 50
16-14 [1.04-2.62] 2,050-5,180	5/16 M8	.46 11.68	1.448 36.78	.034 .86	.190 4.83	55854-1 8-55854-2	1000 50
	3/8	.53 13.46	1.478 37.54	.034 .86	.190 4.83	55855-1 8-55855-2	1000 50
	8 M4	.37 9.40	1.408 35.76	.042 1.07	.240 6.10	55856-1 8-55856-3	500 25
	10	.37 9.40	1.408 35.76	.042 1.07	.240 6.10	55857-1 8-55857-3	500 25
	1/4 M6	.52 13.21	1.598 40.59	.042 1.07	.240 6.10	55858-1 8-55858-3	500 25
	5/16 M8	.52 13.21	1.598 40.59	.042 1.07	.240 6.10	55859-1 8-55859-3	500 25
	3/8	.59 14.99	1.658 42.11	.042 1.07	.240 6.10	55860-1 8-55860-3	500 25
	1/2 M12	.72 18.29	1.728 43.89	.042 1.07	.240 6.10	55861-1 8-55861-3	500 25
8 [6.64-10.5] 13,100-20,800	10	.59 14.99	1.743 44.27	.047 1.19	.310 7.87	55862-1 8-55862-5	1000 10
	1/4 M6	.59 14.99	1.743 44.27	.047 1.19	.310 7.87	55863-1 8-55863-5	1000 10
	3/8	.59 14.99	1.743 44.27	.047 1.19	.310 7.87	55864-1 8-55864-5	1000 10
	1/2 M12	.87 22.10	2.338 59.39	.047 1.19	.310 7.87	55865-1 8-55865-5	1000 10

**Note:** 1. Part numbers are shown standard quantity over small packaging quantity.

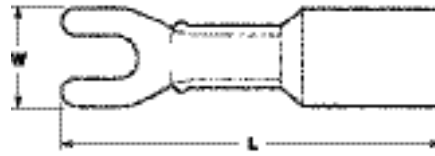
## Spade Terminals, Butt Splices and 250 Series FASTON Terminals

### Spade Terminals

**Wire Size Range:**  
**AWG 22 to 10**  
**[0.26 to 6.64 mm<sup>2</sup>]**  
**CMA 509 to 13,100**

**Material**

**Body** — Copper  
**Insulation** — Polyolefin  
**Plating** — Tin



AWG [mm <sup>2</sup> ] CMA	Stud Size	Dimensions		Tongue Material Thickness Max.	Max. Wire Insulation	Part Number	Package Quantity
		W	L Max.				
22-18 [0.26-0.96] 509-1,792	6 M3.5	.32 8.13	1.228 31.19	.032 .81	.170 4.32	55866-1 8-55866-2	1000 50
	8 M4	.32 8.13	1.228 31.19	.032 .81	.170 4.32	55867-1 8-55867-2	1000 50
	10	.32 8.13	1.228 31.19	.032 .81	.170 4.32	55868-1 8-55868-2	1000 50
	6 M3.5	.38 9.65	1.258 31.95	.034 .86	.190 4.83	55869-1 8-55869-2	1000 50
16-14 [1.04-2.62] 2,050-5,180	8 M4	.38 9.65	1.258 31.95	.034 .86	.190 4.83	55870-1 8-55870-2	1000 50
	10	.38 9.65	1.258 31.95	.034 .86	.190 4.83	55871-1 8-55871-2	1000 50
	8 M4	.38 9.65	1.388 36.26	.042 1.07	.240 6.10	55872-1 8-55872-3	500 25
12-10 [2.62-6.64] 5,180-13,100	10	.38 9.65	1.388 36.26	.042 1.07	.240 6.10	55873-1 8-55873-3	500 25

**Note:** 1. Part numbers are shown standard quantity over small packaging quantity.

### Butt Splices

**Wire Size Range:**  
**AWG 22 to 8**  
**[0.26 to 10.5 mm<sup>2</sup>]**  
**CMA 509 to 20,800**

**Material**

**Body** — Copper  
**Insulation** — Polyolefin  
**Plating** — Tin  
 UL 486 C



AWG [mm <sup>2</sup> ] CMA	Stud Size	L Max.	Max. Wire Insulation	Part Number	Package Quantity
22-18 [0.26-0.96] 509-1,900	BS	1.606 40.79	.170 4.32	55824-1 8-55824-2	1000 50
		1.606 40.79	.190 4.83	55825-1 8-55825-2	1000 50
12-10 [2.62-6.64] 5,180-13,100	BS	1.796 45.62	.240 6.10	55826-1 8-55826-3	500 25
		8 [6.64-10.5] 13,100-20,800	1.856 47.14	.310 7.87	55845-1 8-55845-5

**Note:** 1. Part numbers are shown standard quantity over small packaging quantity.

### 250 Series FASTON Terminals

**Wire Size Range:**  
**AWG 16 to 14**



Description	Series	L Max.	Max. Wire Insulation	Part Number	Package Quantity
Receptacle	.250 x .032	1.600 40.64	.190 4.83	55889-1	1000
				8-55889-3	25
Tab	.250 x .032	1.600 40.64	.190 4.83	55888-1	1000
				8-55888-3	25

**Note:** 1. Part numbers are shown standard quantity over small packaging quantity.

**Seal 'N Splice Kits**



Kit No. 55892-1

**Application Tooling**



Use Part Number 55893-1 for 22-10  
Use Part Number 55894-1 for 16-8

**Support Services**

	United States	Canada	Mexico	Central America	South America	Other Latin/South American Countries
<b>Technical Support</b>	1-800-522-6752	1-905-470-4425	01-800-733-8926	52-55-5-729-0425	55-11-3611-1514	57-1-240-9396
<b>Tooling Assistance</b>	1-800-522-6752	1-905-470-4425	01-800-733-8926	52-55-5-366-0224	55-11-4034-6021	57-1-240-9396
<b>Customer Service</b>	1-800-522-6752	1-905-475-6222	01-800-733-8926	52-55-5-729-0431	55-11-3611-1311	57-1-240-9396
<b>Product Information by FAX</b>	1-800-522-6752	1-800-245-4356	01-800-733-8926	52-55-5-729-0431	1-717-986-3500	57-1-240-9396