


Product Facts

- Moisture-proof seal prevents corrosion
- Insulation allows visual examination
- Seals out moisture and provides exceptional wire insulation support
- One piece assembly allows fast, easy terminations
- Recognized under the Component Program of Underwriters Laboratories Inc. 



AMP Pre-Insulated Sealed Connectors are environmentally sealed to prevent corrosion from fluids and vapors. Color-coded polyolefin heat-shrinkable sleeves impart exceptional insulation and wire support. Heavy duty insulation permits visual inspection. Available tooling provides a firm mechanical crimp, assuring electrical integrity.

Need more information?

Call Technical Support at the numbers listed below.

Technical Support is staffed with specialists well versed in Tyco Electronics products. They can provide you with:

- Technical Support
- Catalogs
- Technical Documents
- Product Samples
- Tyco Electronics Authorized Distributor Locations

© Copyright 1993 and 2002 by Tyco Electronics Corporation. All rights reserved.
AMP and TYCO are trademarks.

Ring Tongue Terminals

Wire Size Range:
AWG 22 to 8
[0.26 to 10.5 mm²]
CMA 509 to 20,800

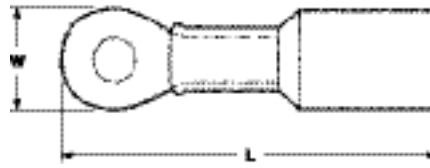
Material

Body — Copper

Insulation — Polyolefin

Plating — Tin

UL 486 A



AWG [mm ²] CMA	Stud Size	Dimensions		Tongue Material Thickness Max.	Max. Wire Insulation	Part Number	Package Quantity
		W	L Max.				
22-18 [0.26-0.96] 509-1,900	6 M3.5	.25 6.35	1.248 31.70	.032 .81	.170 4.32	55846-1 8-55846-2	1000 50
	8 M4	.31 7.87	1.268 32.21	.032 .81	.170 4.32	55847-1 8-55847-2	1000 50
	10	.31 7.87	1.268 32.21	.032 .81	.170 4.32	55848-1 8-55848-2	1000 50
	1/4 M6	.47 11.94	1.468 37.29	.032 .81	.170 4.32	55849-1 8-55849-2	1000 50
	6 M3.5	.31 7.87	1.188 30.18	.034 .86	.190 4.83	55850-1 8-55850-2	1000 50
	8 M4	.31 7.87	1.218 30.94	.034 .86	.190 4.83	55851-1 8-55851-2	1000 50
	10	.31 7.87	1.218 30.94	.034 .86	.190 4.83	55852-1 8-55852-2	1000 50
	1/4 M6	.46 11.68	1.448 36.78	.034 .86	.190 4.83	55853-1 8-55853-2	1000 50
16-14 [1.04-2.62] 2,050-5,180	5/16 M8	.46 11.68	1.448 36.78	.034 .86	.190 4.83	55854-1 8-55854-2	1000 50
	3/8	.53 13.46	1.478 37.54	.034 .86	.190 4.83	55855-1 8-55855-2	1000 50
	8 M4	.37 9.40	1.408 35.76	.042 1.07	.240 6.10	55856-1 8-55856-3	500 25
	10	.37 9.40	1.408 35.76	.042 1.07	.240 6.10	55857-1 8-55857-3	500 25
	1/4 M6	.52 13.21	1.598 40.59	.042 1.07	.240 6.10	55858-1 8-55858-3	500 25
	5/16 M8	.52 13.21	1.598 40.59	.042 1.07	.240 6.10	55859-1 8-55859-3	500 25
	3/8	.59 14.99	1.658 42.11	.042 1.07	.240 6.10	55860-1 8-55860-3	500 25
	1/2 M12	.72 18.29	1.728 43.89	.042 1.07	.240 6.10	55861-1 8-55861-3	500 25
8 [6.64-10.5] 13,100-20,800	10	.59 14.99	1.743 44.27	.047 1.19	.310 7.87	55862-1 8-55862-5	1000 10
	1/4 M6	.59 14.99	1.743 44.27	.047 1.19	.310 7.87	55863-1 8-55863-5	1000 10
	3/8	.59 14.99	1.743 44.27	.047 1.19	.310 7.87	55864-1 8-55864-5	1000 10
	1/2 M12	.87 22.10	2.338 59.39	.047 1.19	.310 7.87	55865-1 8-55865-5	1000 10

Note: 1. Part numbers are shown standard quantity over small packaging quantity.

Spade Terminals, Butt Splices and 250 Series FASTON Terminals

Spade Terminals

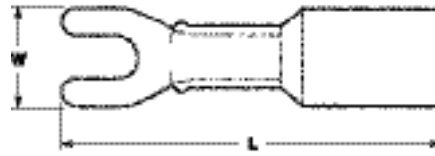
Wire Size Range:
AWG 22 to 10
[0.26 to 6.64 mm²]
CMA 509 to 13,100

Material

Body — Copper

Insulation — Polyolefin

Plating — Tin



AWG [mm ²] CMA	Stud Size	Dimensions		Tongue Material Thickness Max.	Max. Wire Insulation	Part Number	Package Quantity
		W	L Max.				
22-18 [0.26-0.96] 509-1,792	6	.32	1.228	.032	.170	55866-1	1000
	M3.5	8.13	31.19	.81	4.32	8-55866-2	50
	8	.32	1.228	.032	.170	55867-1	1000
	M4	8.13	31.19	.81	4.32	8-55867-2	50
16-14 [1.04-2.62] 2,050-5,180	10	.32	1.228	.032	.170	55868-1	1000
		8.13	31.19	.81	4.32	8-55868-2	50
	6	.38	1.258	.034	.190	55869-1	1000
12-10 [2.62-6.64] 5,180-13,100	M3.5	9.65	31.95	.86	4.83	8-55869-2	50
	8	.38	1.258	.034	.190	55870-1	1000
	M4	9.65	31.95	.86	4.83	8-55870-2	50
	10	.38	1.258	.034	.190	55871-1	1000
		9.65	31.95	.86	4.83	8-55871-2	50
	8	.38	1.388	.042	.240	55872-1	500
	M4	9.65	36.26	1.07	6.10	8-55872-3	25
	10	.38	1.388	.042	.240	55873-1	500
		9.65	36.26	1.07	6.10	8-55873-3	25

Note: 1. Part numbers are shown standard quantity over small packaging quantity.

Butt Splices

Wire Size Range:
AWG 22 to 8
[0.26 to 10.5 mm²]
CMA 509 to 20,800

Material

Body — Copper

Insulation — Polyolefin

Plating — Tin

UL 486 C




AWG [mm ²] CMA	Stud Size	L Max.	Max. Wire Insulation	Part Number	Package Quantity
22-18 [0.26-0.96] 509-1,900	BS	1.606	.170	55824-1	1000
		40.79	4.32	8-55824-2	50
16-14 [1.04-2.62] 2,050-5,180	BS	1.606	.190	55825-1	1000
		40.79	4.83	8-55825-2	50
12-10 [2.62-6.64] 5,180-13,100	BS	1.796	.240	55826-1	500
		45.62	6.10	8-55826-3	25
8 [6.64-10.5] 13,100-20,800	BS	1.856	.310	55845-1	100
		47.14	7.87	8-55845-5	10

Note: 1. Part numbers are shown standard quantity over small packaging quantity.

250 Series FASTON Terminals

Wire Size Range:
AWG 16 to 14



Description	Series	L Max.	Max. Wire Insulation	Part Number	Package Quantity
Receptacle	.250 x .032	1.600	.190	55889-1	1000
		40.64	4.83	8-55889-3	25
Tab	.250 x .032	1.600	.190	55888-1	1000
		40.64	4.83	8-55888-3	25

Note: 1. Part numbers are shown standard quantity over small packaging quantity.

Seal 'N Splice Kits



Kit No. 55892-1

Application Tooling



Use Part Number 55893-1 for 22-10
Use Part Number 55894-1 for 16-8

Support Services

	United States	Canada	Mexico	Central America	South America	Other Latin/South American Countries
Technical Support	1-800-522-6752	1-905-470-4425	01-800-733-8926	52-55-5-729-0425	55-11-3611-1514	57-1-240-9396
Tooling Assistance	1-800-522-6752	1-905-470-4425	01-800-733-8926	52-55-5-366-0224	55-11-4034-6021	57-1-240-9396
Customer Service	1-800-522-6752	1-905-475-6222	01-800-733-8926	52-55-5-729-0431	55-11-3611-1311	57-1-240-9396
Product Information by FAX	1-800-522-6752	1-800-245-4356	01-800-733-8926	52-55-5-729-0431	1-717-986-3500	57-1-240-9396