


ETD-FL-2T-DTI

Order No.: 2866187

<http://eshop.phoenixcontact.de/phoenix/treeViewClick.do?UID=2866187>

Multi-functional timer relay with 7 functions and two adjustable time ranges (50 ms - 10 h), wide-range power supply unit, 2 PDTs



Commercial data	
GTIN (EAN)	
sales group	H320
Pack	1 pcs.
Customs tariff	85364900
Catalog page information	Page 662 (IF-2009)

Product notes

WEEE/RoHS-compliant since:
09/03/2007



<http://www.download.phoenixcontact.com>
Please note that the data given here has been taken from the online catalog. For comprehensive information and data, please refer to the user documentation. The General Terms and Conditions of Use apply to Internet downloads.

Product description

Increasingly higher demands are being placed on safety and system availability – across all sectors. Processes are becoming more and more complex, not only in mechanical engineering and the chemical industry, but also in plant and automation technology. Demands on power engineering are also increasing constantly.

The timer relays in the ETD series can be used to control time sequences in production and process technology.

Technical data

Coil side

Input voltage range	24 V DC ... 240 V DC -20 % ... +25 %
	24 V AC ... 240 V AC -15 % ... +10 %
Temperature sensitivity	≤ 0.01 %/K
Function	Ip: Switched-mode beginning with the pause
	Ii: Switched-mode beginning with the pulse
	ER: With switch-on and release delay with control contact
	EWu: With switch-on delay and single shot leading edge, voltage controlled
	EWs: With switch-on delay and single shot leading edge with control contact
	WsWa: With single shot leading edge and single shot trailing edge with control contact
	Wt: Pulse sequence evaluation (retriggerable release delay)
Time setting range	50 ms ... 10 h (10 time end ranges)
Recovery time	500 ms

Contact side

Contact type	2 floating PDT contacts
Maximum switching voltage	250 V AC (in acc. with IEC 60664-1)
Interrupting rating (ohmic load) max.	750 VA (3 A/250 V AC, module aligned, ≤ 5 mm spacing)
	1250 VA (5 A/250 V AC, module not aligned, ≥ 5 mm spacing)
Output fuse	5 A (fast-blow)

General data

Width	22.5 mm
Height	90 mm
Depth	113 mm
Status display	Green LED (POWER)
	Yellow LED (relay active)
Mechanical service life	Approx. 2×10^7 cycles
Nominal power consumption	2.5 VA (1 W)
Test voltage relay winding/relay contact	4 kV
Ambient temperature (operation)	-25 °C ... 55 °C
	-25 °C ... 40 °C (corresponds to UL 508)
Ambient temperature (storage/transport)	-25 °C ... 70 °C

Mounting position	Any
Assembly instructions	on TS 35 profile rail acc. to EN 60715
Color	green
Housing insulation material	Polyamide PA, self-extinguishing
Permissible humidity (operation)	15 % ... 85 %
Nominal frequency	48 Hz ... 400 Hz
Rated insulation voltage	300 V (According to EN 50178)
Conformance	CE-compliant
UL, USA / Canada	UL/C-UL listed UL 508

Connection data

Conductor cross section stranded min.	0.5 mm ²
Conductor cross section stranded max.	2.5 mm ²
Conductor cross section solid min.	0.5 mm ²
Conductor cross section solid max.	2.5 mm ²
Conductor cross section AWG/kcmil min.	20
Conductor cross section AWG/kcmil max	14
Stripping length	8 mm
Type of connection	Screw connection

Control contact

Connection name	Floating, basic isolation between connection and input/output/ bridge Y1-Y2
Load capacity	Cannot carry load
Cable length	max. 10 m
Control pulse length	min. 50 ms (Only with Wt function: > 7 ms)

Certificates / Approvals

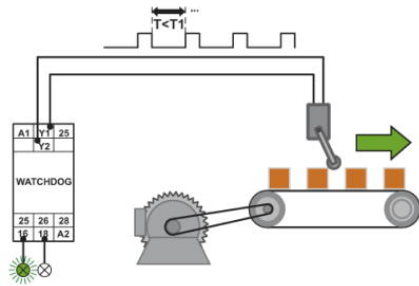


Certification

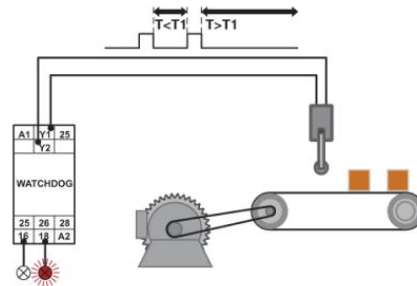
CUL Listed, UL Listed

Diagrams/Drawings

Application drawing

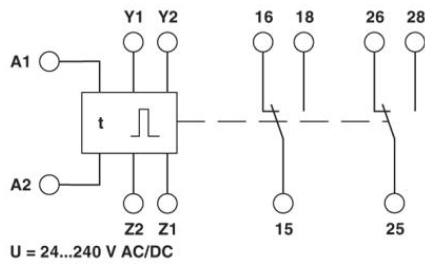


Function: Pulse sequence evaluation



Message for incorrect pulse

Block diagram



Address

PHOENIX CONTACT Deutschland GmbH
Flachsmarktstr. 8
32825 Blomberg, Germany
Phone +49 5235 3 12000
Fax +49 5235 3 41200
<http://www.phoenixcontact.de>



© 2010 Phoenix Contact
Technical modifications reserved;