

ETD-SL-1T-DTF


Order No.: 2866161



<http://eshop.phoenixcontact.de/phoenix/treeViewClick.do?UID=2866161>


Multi-functional timer relay with 8 functions and an adjustable time range (50 ms - 100 h), wide-range power supply unit, 2 PDTs



Commercial data	
GTIN (EAN)	4  046356 046596
sales group	H320
Pack	1 pcs.
Customs tariff	85364900
Catalog page information	Page 663 (IF-2009)

Product notes

WEEE/RoHS-compliant since: 09/03/2007



<http://www.download.phoenixcontact.com>
 Please note that the data given here has been taken from the online catalog. For comprehensive information and data, please refer to the user documentation. The General Terms and Conditions of Use apply to Internet downloads.

Product description

Increasingly higher demands are being placed on safety and system availability – across all sectors. Processes are becoming more and more complex, not only in mechanical engineering and the chemical industry, but also in plant and automation technology. Demands on power engineering are also increasing constantly.

The timer relays in the ETD series can be used to control time sequences in production and process technology.

Technical data

Coil side

Input voltage range	24 V DC ... 240 V DC -20 % ... +25 %
	24 V AC ... 240 V AC -15 % ... +10 %
Temperature sensitivity	≤ 0.01 %/K
Function	E: With switch-on delay
	R: With release delay and control contact
	Es: With switch-on delay and control contact
	Wu: With single shot leading edge, voltage controlled
	Ws: With single shot leading edge and control contact
	Wa: With single shot trailing edge and control contact
	Bi: Flashing beginning with pulse
	Bp: Flashing beginning with pause
Time setting range	50 ms ... 100 h (7 time end ranges)
Recovery time	500 ms

Contact side

Contact type	2 floating PDT contacts
Maximum switching voltage	250 V AC (in acc. with IEC 60664-1)
Interrupting rating (ohmic load) max.	750 VA (3 A/250 V AC, module aligned, ≤ 5 mm spacing)
	1250 VA (5 A/250 V AC, module not aligned, ≥ 5 mm spacing)
Output fuse	5 A (fast-blow)

General data

Width	22.5 mm
Height	90 mm
Depth	113 mm
Status display	Green LED (POWER)
	Yellow LED (relay active)
Mechanical service life	Approx. 2×10^7 cycles
Nominal power consumption	2.5 VA (1 W)
Test voltage relay winding/relay contact	4 kV
Ambient temperature (operation)	-25 °C ... 55 °C
	-25 °C ... 40 °C (corresponds to UL 508)
Ambient temperature (storage/transport)	-25 °C ... 70 °C
Mounting position	Any

Assembly instructions	on TS 35 profile rail acc. to EN 60715
Color	green
Housing insulation material	Polyamide PA, self-extinguishing
Permissible humidity (operation)	15 % ... 85 %
Nominal frequency	48 Hz ... 63 Hz
Rated insulation voltage	300 V (According to EN 50178)
Conformance	CE-compliant
UL, USA / Canada	UL/C-UL listed UL 508

Connection data

Conductor cross section stranded min.	0.5 mm ²
Conductor cross section stranded max.	2.5 mm ²
Conductor cross section solid min.	0.5 mm ²
Conductor cross section solid max.	2.5 mm ²
Conductor cross section AWG/kcmil min.	20
Conductor cross section AWG/kcmil max	14
Stripping length	8 mm
Type of connection	Screw connection

Control contact

Connection name	Non-floating, terminals A1-B1
Load capacity	Parallel switched minimum load current 1 VA (0.5 W), terminals A2-B1
Cable length	max. 10 m
Control pulse length	min. 70 ms

Certificates / Approvals

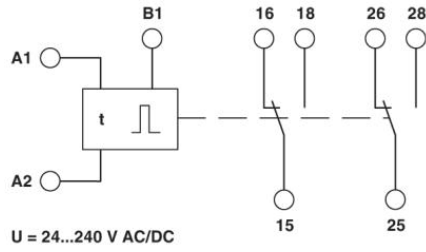


Certification

CUL Listed, UL Listed

Diagrams/Drawings

Block diagram



Address

PHOENIX CONTACT Deutschland GmbH
Flachsmarktstr. 8
32825 Blomberg, Germany
Phone +49 5235 3 12000
Fax +49 5235 3 41200
<http://www.phoenixcontact.de>



© 2010 Phoenix Contact
Technical modifications reserved;