

## Features

- 3/8" Square/ Multiturn / Cermet Industrial / Sealed
- Designed for operational amplifier offset voltage adjustment applications
- Reduces power supply drift errors
- Unique center tapped trimming potentiometer

- Vertical and horizontal adjust types available
- **Mounting hardware available**
- RoHS compliant\* version available
- For trimmer applications/processing guidelines, [click here](#)

## 3296-OT1 - 3/8" Square Trimpot® Trimming Potentiometer

### Electrical Characteristics

Standard Resistance Range  
(Pin 1 to Pin 3)

- .....100 ohms to 1 megohm  
(see standard resistance table)
- Resistance Tolerance .....  $\pm 20\%$  std.
- Absolute Minimum Resistance  
..... 2 ohms max.
- Voltage Output Variation.....  $+0.25\%$
- Adjustability (VR) .....  $\pm 0.025\%$
- Insulation Resistance ..... 500 vdc.  
1,000 megohms min.
- Dielectric Strength  
Sea Level..... 900 vac  
70,000 Feet ..... 350 vac
- Effective Electrical Travel, Nom.  
.....25 turns
- Center Tap Resistance ..... 2 ohms max.
- Center Tap Electrical Center.....  $\pm 5\%$
- Center Tap Dead Band..... 0.5 turn

### Environmental Characteristics

- Power Rating  
70 °C ..... 0.5 watt  
125 °C ..... 0 watt
- Temperature Range ... -55 °C to +125 °C
- Temperature Stability ( $\Delta VR$ )  
.....  $\pm 0.5\%$  max.
- Seal Test ..... 85 °C Fluorinert†
- Humidity ..... MIL-STD-202 Method 103  
96 hours ..... 10 megohms min.
- Vibration, 20 G.....  $\pm 1\%$   $\Delta TR$
- Shock, 100 G.....  $\pm 1\%$   $\Delta TR$
- Load Life, 1,000 Hours .....  $\pm 3\%$   $\Delta TR$
- Rotational Life, 200 cycles ....  $\pm 4\%$   $\Delta TR$

### Physical Characteristics

- Torque..... 3.0 oz-in. max.
- Mechanical Stops..... Wiper idles
- Terminals ..... Solderable pins
- Weight ..... 0.03 oz.
- Marking..... Manufacturer's trademark, resistance code, wiring diagram, date code, manufacturer's model number and style
- Flammability ..... U.L. 94V-0
- Standard Packaging  
..... 50 pcs. per tube/tray
- Adjustment Tool..... H-90

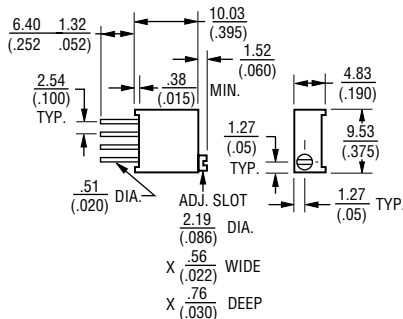
Also see [Model 3386-OT1](#).

REV. 08/10

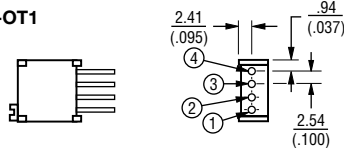
\*RoHS Directive 2002/95/EC Jan 27 2003 including Annex.  
"Trimpot" is a registered trademark of Bourns, Inc.  
†"Fluorinert" is a registered trademark of 3M Co.  
Specifications are subject to change without notice.  
Customers should verify actual device performance in their specific applications.

### Product Dimensions

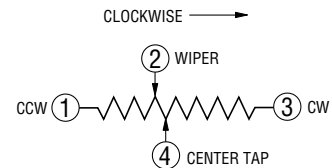
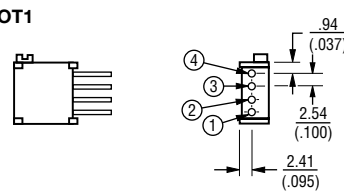
#### Common Dimensions



#### 3296W-OT1



#### 3296X-OT1



DIMENSIONS:  $\frac{\text{MM}}{\text{(INCHES)}}$   
 TOLERANCES:  $\pm \frac{0.25}{(.010)}$  EXCEPT WHERE NOTED

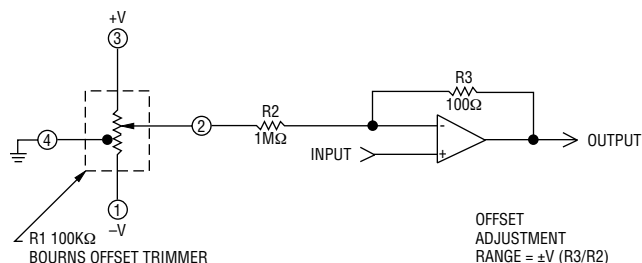
### Standard Resistance Table

Resistance (Ohms)	Resistance Code
100	101
200	201
500	501
<b>1,000</b>	<b>102</b>
<b>2,000</b>	<b>202</b>
<b>5,000</b>	<b>502</b>
<b>10,000</b>	<b>103</b>
<b>20,000</b>	<b>203</b>
50,000	503
100,000	104
200,000	204
500,000	504
1,000,000	105

Popular values listed in boldface. Special resistances available.

Shaded areas typically not stocked by distributors and not recommended for new designs.

### Suggested Offset Voltage Adjustment Circuit



### How To Order

#### 3296 X - OT1 - 103 LF

