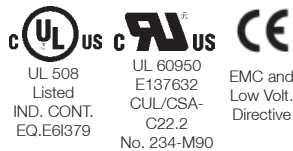


SCL Series, 4 and 10 Watt CE Linears



The 4 and 10 Watt encapsulated linears are available in dual and triple outputs for applications with sensitive electronics and analog circuitry. The rugged enclosed encapsulated package, with screw terminals and DIN Rail clips, make for easy installation and maintenance. These low-noise modules are capable of being DIN Rail or Chassis mounted.

Features

- Quiet, low noise DC Linear technology
- DIN Rail or Chassis mount for easy installation
- Rugged encapsulated design
- Global specifications including CE and UL 508
- Two year warranty

Packaging and Mounting Specifications

- Simple snap-on for DIN Rail TS35/7.5 or TS35/15
- M3 screw clamp terminations
- Chassis mounting possible on -DN Low-Profile versions by removing DIN clips (simply unscrew at the back of the unit).

Selection Table

Catalog Number	Description	Output Voltages					
		V1		V2		V3	
		Vdc	A	Vdc	A	Vdc	A
4 Watt; Linear DC Power Supply; DIN Rail Mount							
SCL 4D12-DN	Dual O/P ± 12 V	12	0.13	-12	0.13	-	-
SCL 4D15-DN	Dual O/P ± 15 V	15	0.1	-15	0.1	-	-
10 Watt; Linear DC Power Supply; DIN Rail Mount							
SCL 10D12-DN	Dual O/P ± 12 V	12	0.35	-12	0.35	-	-
SCL 10D15-DN	Dual O/P ± 15 V	15	0.3	-15	0.3	-	-
SCL 10T512-DN	Triple O/P, 5 V ± 12 V	5	0.2	12	0.3	-12	0.3
SCL 10T515-DN	Triple O/P, 5 V ± 15 V	5	0.2	15	0.25	-15	0.25

Note: Dual output units can be series connected for 24V or 30V applications.

Standards

- UL60950, E137632
- EN60950
- CE and IP20
- UL 508 Listed

Dimensions (H x W x D)

- 4 watt: 4.31 x 2.0 x 0.90 inches
110 x 51 x 23 mm
- 10 watt: 4.71 x 2.55 x 1.29 inches
120 x 65 x 33 mm

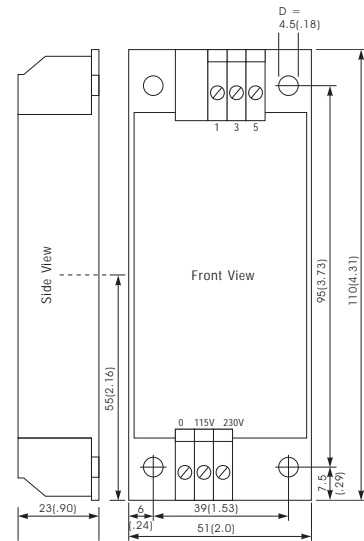
SCL Series

Specifications

Parameter	Condition	Value
Input		
AC Input Voltage		115/230 ±10% Vac Field Selectable
Input Frequency		47-63 Hz
Input Current 115/230 V		10 Watt: 0.2 A/0.1 A max 4 Watt: 0.1 A/0.05 A max
Efficiency		Typ. 50%
Filtering		10 Watt Only: VDE 871/B
Output		
Trimming		Fixed, preset
Ripple	$V_{in} = \text{min}, I_{out} = \text{max}, 25^{\circ}\text{C}$	<5 mVpp
Noise	$V_{in} = \text{min}, I_{out} = \text{max}, 25^{\circ}\text{C}$	<5 mVpp
Regulation Accuracy	100...50%, 25°C	<0.05%
Load Regulation Timing	10...90...10%, 25°C	100 ms
Temperature Coefficient	$T_A = -25...+65^{\circ}\text{C}$	0.01%/K typ.
Holdup Time		min. 20 ms
Overload/Short Circuit		Continuous
General		
Conducted Emissions		EN 55 011, Level B
Inducted Noise ESD HF Burst		EN 61 000-4-2, Level 4 ENV 50 140 (10 V/m) EN 61 000-4-4, Level 4
Isolation Voltage (input/output)	$T_A = 25^{\circ}\text{C}$	3.0k Vac, EN 60 950
Isolation Resistance	V = 230 Vac, 50 Hz	>100 MOhm
Leakage Current	2 cm side, middle case	<0.05 mA
Operating Temperature		10 W: -20...+70°C 4 W: -25...+70°C
Derating	$T_A > 50^{\circ}\text{C}$	3%/K
Storage Temperature		-40...+85°C
Cooling		Convection
Weight – lbs (kg)		10 Watt: 1.2 lbs (.55 kg) 4 Watt: 0.44 lbs (.20 kg)
Case Material/Potting		UL94-VO
SELV	Protection Class	Class 2

Dimensions – mm (inches)

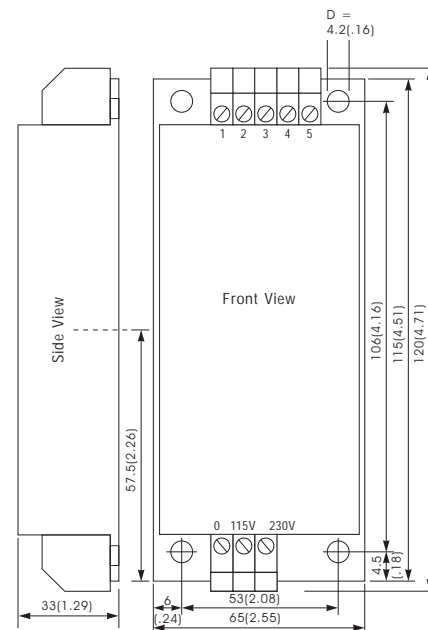
SCL 4 Watt Linear



Pin-Out

SCL 4	1	3	5	6	7	8
Dual	12/15V	COM 12/15V	-12/-15V	IN	IN	IN

SCL 10 Watt Linear



Pin-Out

SCL 10	1	2	3	4	5	6	7	8
Dual	-12/15V		GND 12/15V		12/15V	IN	IN	IN
Triple	-12/15V	5V	GND 12/15V	COM 5V	12/15V	IN	IN	IN

Visit our website at www.solaheviduty.com or contact Technical Services at (800) 377-4384 with any questions.