

- Features:
- Aluminum housing for maximum heat dissipation
 - Complete welded construction
 - 5 - 50W tinned copper terminals
 - Centerless ground steatite or alumina cores
 - Molded epoxy body for heat transfer
 - Non-inductive winding available
 - 100 – 250W threaded terminals
 - RoHS compliant / lead-free

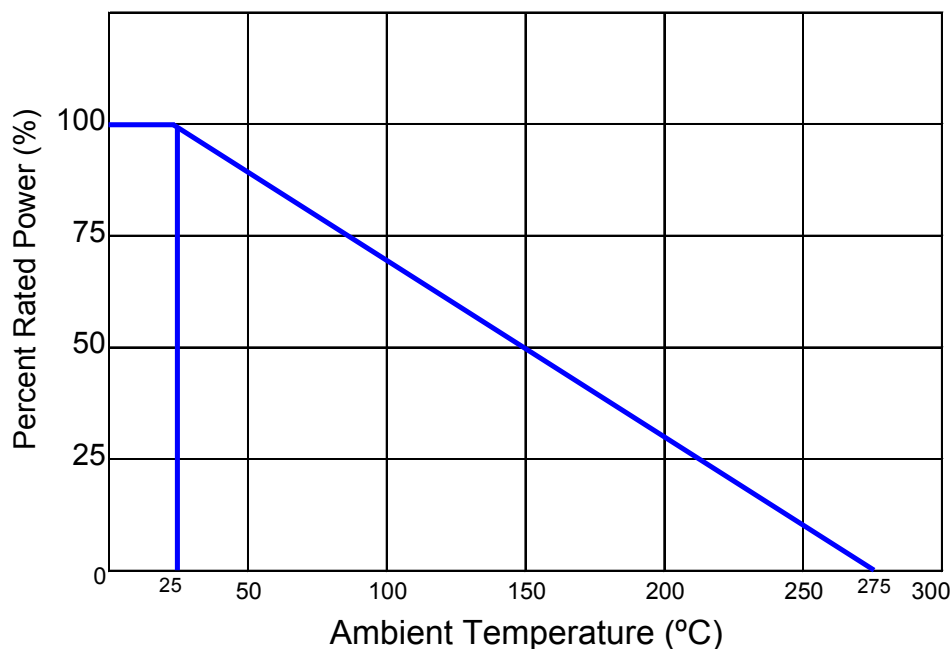


Electrical Specifications									
Type / Code	MIL-R-26 Ref.	Power Rating (Watts @ 25°C)		Dielectric Withstanding Voltage	Ohmic Range (Ω) and Tolerance				
		Commercial	MIL		0.1%	0.5%	1%	3%	5%
KAL 5	RE-60	7.5W	5W	1,000 VAC	-	-	-	-	1 - 50K
KAL 10	RE-65	12.5W	10W		3,000 VAC	1 - 1K	1 - 1K	0.05 - 30K	
KAL 25	RE-70	25W	20W	0.05 - 51.1K					
KAL 50	RE-75	50W	30W	0.05 - 150K					
KAL 100	RE-77	100W	75W	2,500 VAC	-	0.4 - 50K	0.4 - 50K		
KAL 250	RE-80	250W	120W				0.6 - 80K		

Temperature Coefficient Standard: ±100ppm below 0.1Ω, ±50ppm from 0.1Ω - 9.9Ω, ±30ppm from 10Ω - 49Ω, & ±20ppm above 50Ω

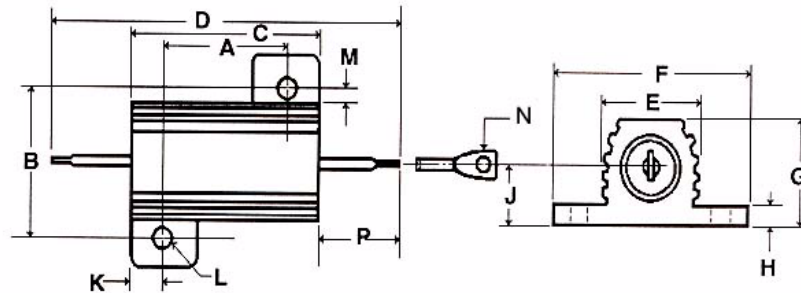
Performance Characteristics		
Test	Test Conditions	Results
Short time Overload	5x wattage rating - 5 seconds	$\Delta R \pm (0.5\% + 0.05\Omega)$ MAX
Moisture resistance	Temp 40°C moisture 95% CDC 100V for 500 hours	$\Delta R \pm (0.5\% + 0.05\Omega)$ MAX
Load life	Load rating (chassis is mounted) 1.5 hours ON, 0.5 hours OFF. Repeated for 1000 hours	$\Delta R \pm (1.5\% + 0.05\Omega)$ MAX

Power Derating Curve:

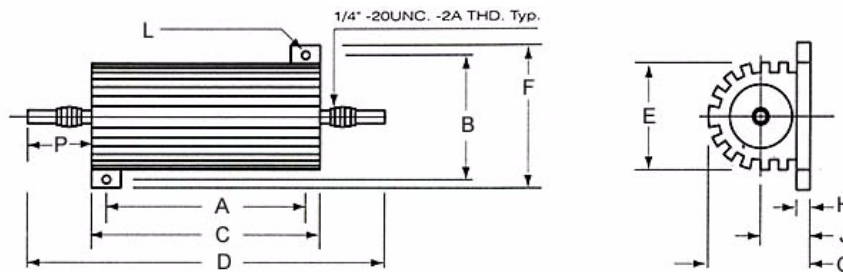


Mechanical Specifications																	
Type	A	B	C	D	E	F	G	H	J	K	L	M	N	P	R	S	Units
Tolerance	±0.005 ±0.1	±0.005 ±0.1	±0.031 ±0.8	±0.062 ±1.6	±0.015 ±0.4	±0.015 ±0.4	±0.031 ±0.8	±0.01 ±0.3	±0.015 ±0.4	±0.01 ±0.3	±0.005 ±0.1	±0.015 ±0.4	±0.005 ±0.1	±0.062 ±1.6	±0.01 ±0.25	±0.01 ±0.25	inches mm
KAL 5	0.394 10	0.492 12.5	0.591 15	0.984 25	0.335 8.5	0.65 16.5	0.315 8	0.063 1.6	0.157 4	0.099 2.5	0.079 2	0.079 2	0.051 1.3	0.197 5	-	-	inches mm
KAL 10	0.562 14.3	0.625 15.9	0.75 19	1.375 34.9	0.42 10.7	0.8 20.3	0.39 9.9	0.075 1.9	0.19 4.8	0.093 2.4	0.093 2.4	0.102 2.6	0.086 2.2	0.312 7.9	-	-	inches mm
KAL 25	0.719 18.3	0.781 19.8	1.062 27	1.938 49.2	0.55 14	1.08 27.4	0.546 13.9	0.088 2.2	0.26 6.6	0.172 4.4	0.125 3.2	0.115 2.9	0.086 2.2	0.438 11.1	-	-	inches mm
KAL 50	1.563 39.7	0.844 21.4	1.968 50	2.781 70.6	0.63 16	1.14 29	0.61 15.5	0.088 2.2	0.3 7.6	0.196 5	0.125 3.2	0.107 2.7	0.086 2.2	0.41 10.4	-	-	inches mm
KAL 100	2.75 69.9	2.25 57.2	3.5 88.9	5.48 139.2	1.89 48	2.81 71.4	2.18 55.6	0.19 4.8	0.96 24.3	0.37 9.5	0.19 4.8	0.29 7.1	-	0.99 25.12	-	-	inches mm
KAL 250	3.87 98.4	2.5 63.5	4.5 114.3	7 177.8	2.13 54	3 76.2	2.19 55.6	0.25 6.4	0.96 24.3	0.31 7.9	0.19 4.8	0.25 6.4	-	1.25 31.8	0.87 22.2	3 76.2	inches mm

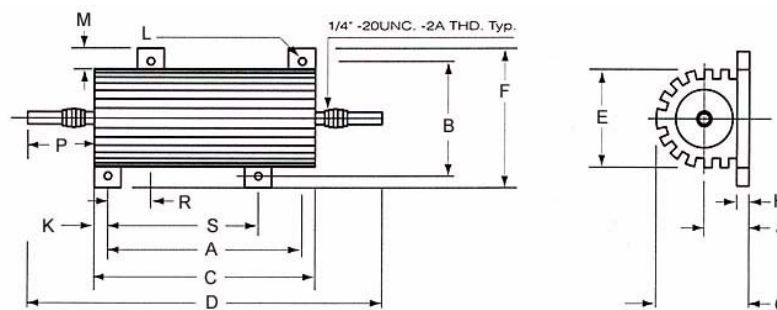
KAL 5 - 50



KAL 100



KAL 250



How to Order

SEI Type		Code		Nominal Resistance	Tolerance	Packaging			
KAL		10		10K	1%	B			
Type	Description	Code	Wattage		Tolerance	Types	Qty	Description	Code
KAL	Standard	5	5W		0.1%	KAL 5	50	Bulk	B
NKAL	Non-Inductive	10	10W		0.5%	KAL 10	20		
		25	25W		1%	KAL 25	10		
		50	50W		3%	KAL 50	5		
		100	100W		5%	KAL 100	10		
		250	250W			KAL 250	5		

New part number format starting January 3rd, 2011:

How to Order

