

KBR -B, -BK, -F Series Ceramic Resonators

kHz Band Ceramic Resonators

f_o : 190 to 1050 kHz

FEATURES

- 1) Optimum selection of oscillation parameters possible according to application
- 2) Highly reliable design with excellent environmental resistance
- 3) Standard frequency range of 190 kHz to 1050 kHz
- 4) Formed lead type also standardized for use in low profile devices
- 5) Packaged in bags of 500 pcs.
- 6) Sold in increments of 2000 pcs.

HOW TO ORDER

KBR - 455 BK TS

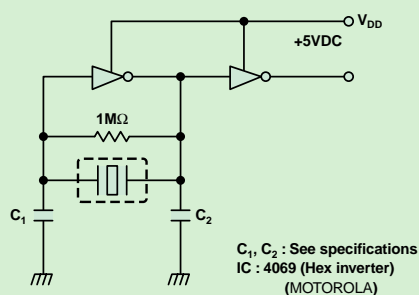
- ① ② ③ ④
- ① Type: (Kyocera Bulk Resonator)
 - ② Oscillation frequency:
190 to 1050 kHz
 - ③ Resonator types:
B/BK = 190 to 680 kHz
F = 795 to 1050 kHz
 - ④ Lead style:
□ = Standard
TS = Single-in-line
TL = Formed lead



SPECIFICATIONS (KBR-□B/KBR-□BK/KBR-□F)

Configuration	Fig. A	Fig. B	Fig. C	Fig. D	Fig. E			Fig. F		Fig. G	
Type	B	B	BK	B	BK	BK	BK	B	B	F	F
Frequency Range	190 to 249 kHz	250 to 379 kHz	380 to 430 kHz	431 to 439 kHz	440 to 525 kHz	540 to 599 kHz	600 to 655 kHz	526 to 539 kHz	656 to 680 kHz	795 to 815 kHz	960 to 1050 kHz
Frequency Tolerance	±0.5%	±0.5%	±0.5%	±0.5%	±0.5%	±0.5%	±0.5%	±0.5%	±0.5%	±0.5%	±0.5%
Resonant Impedance	20 Max	20 Max	20 Max	20 Max	20 Max	20 Max	50 Max	20 Max	50 Max	70 Max	100 Max
Antiresonant Impedance	25k Min	30k Min	30k Min	30k Min	35k Min	35k Min	50k Min	35k Min	50k Min	70k Min	70k Min
C ₁	330pF	220pF	100pF	100pF	100pF	100pF	100pF	100pF	100pF	100pF	100pF
C ₂	470pF	470pF	470pF	470pF	100pF	100pF	100pF	100pF	100pF	100pF	100pF
Temperature Characteristics (-20 to +80°C)	±0.3%	±0.3%	±0.3%	±0.3%	±0.3%	±0.3%	±0.3%	±0.3%	±0.3%	±0.3%	±0.3%
(-40 to +85°C)	+0.3% -0.5%	+0.3% -0.5%	+0.3% -0.5%	+0.3% -0.5%	+0.3% -0.5%	+0.3% -0.5%	+0.3% -0.5%	+0.3% -0.5%	+0.3% -0.5%	+0.3% -0.5%	+0.3% -0.5%
Standard Oscillation Frequency	200kHz	300kHz	400kHz	—	455, 480, 500kHz	540, 560kHz	600, 640kHz	—	680kHz	800kHz	1000kHz
Case Color	Blue	Blue	Blue	Blue	Blue	Blue	Blue	Blue	Blue	Green	Green

TEST CIRCUIT

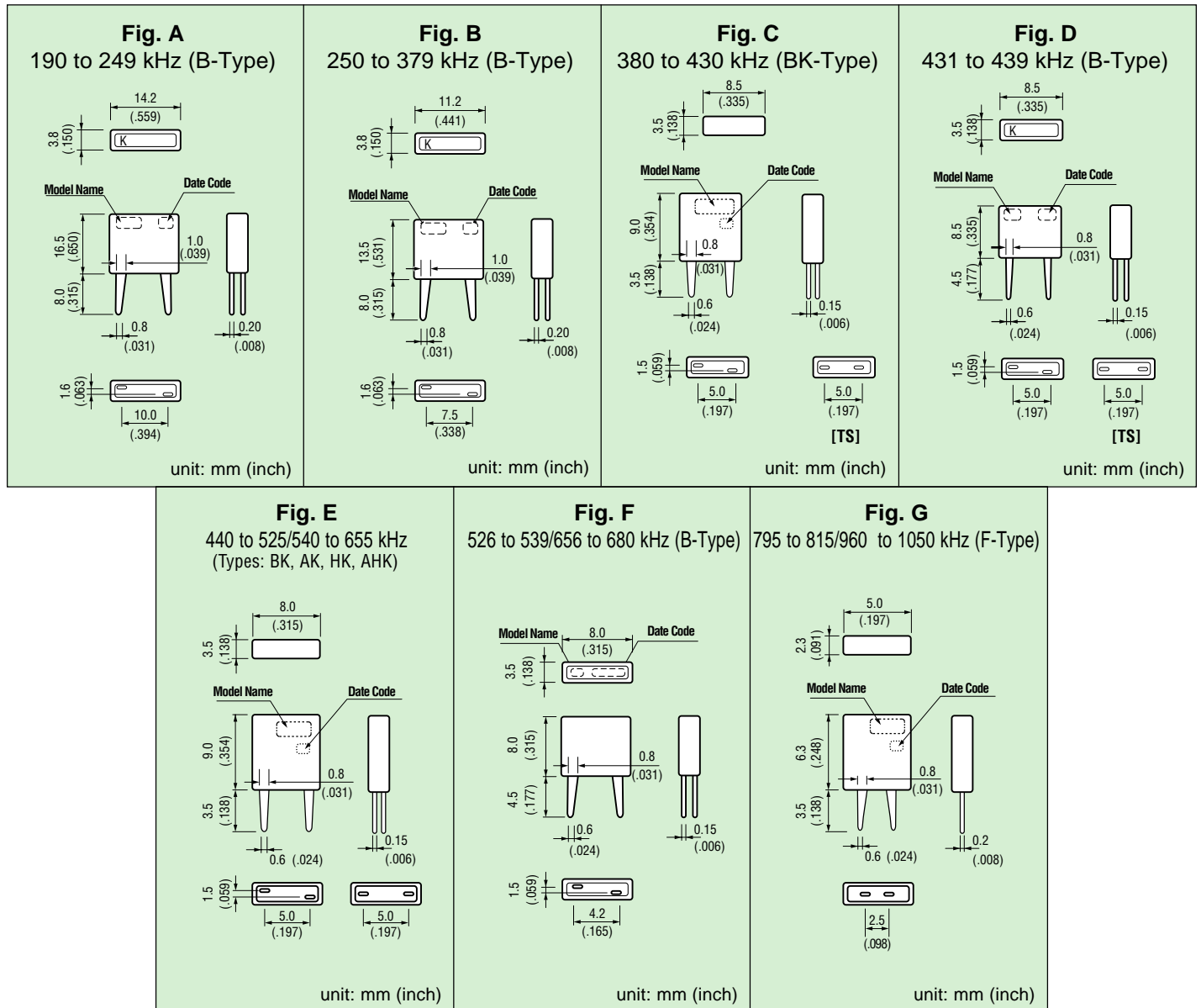


KBR -B, -BK, -F Series Ceramic Resonators

kHz Band Ceramic Resonators

f_o : 190 to 1050 kHz

DIMENSIONS



LEAD FORMATIONS

Lead Type	Lead Shape	Frequency Range					
		B-Type		BK-Type		F-Type	
TS		—		380 to 430 kHz 440 to 525 kHz 540 to 655 kHz		795 to 815 kHz 960 to 1050 kHz Single in-line is standard for F series	
TL		250 to 379 kHz	A* 3.0 B* 3.0	380 to 430 kHz	A* 3.5 B* 5.0	795 to 815 kHz	A* 1.9 B* 1.9
		431 to 439 kHz	4.5 6.0	440 to 525 kHz	3.5 5.0	960 to 1050 kHz	1.9 1.9
		526 to 539 kHz	4.5 6.0	540 to 655 kHz	3.5 5.0		
		656 to 680 kHz	4.5 6.0				

*Dimensions in mm.

Tape & Reel Packaging

MHz Ceramic Resonators

TAPE AND REEL PACKAGING

- 2000 pieces per reel
- Min. of 3 open positions at the beginning and end of tape

AMMO PACK

- 2000 pieces per package
- A minimum of 38.1mm or three positions shall be open at beginning and end of tape
- Each fold shall be 317.35mm in length or the equivalent of twenty-five positions

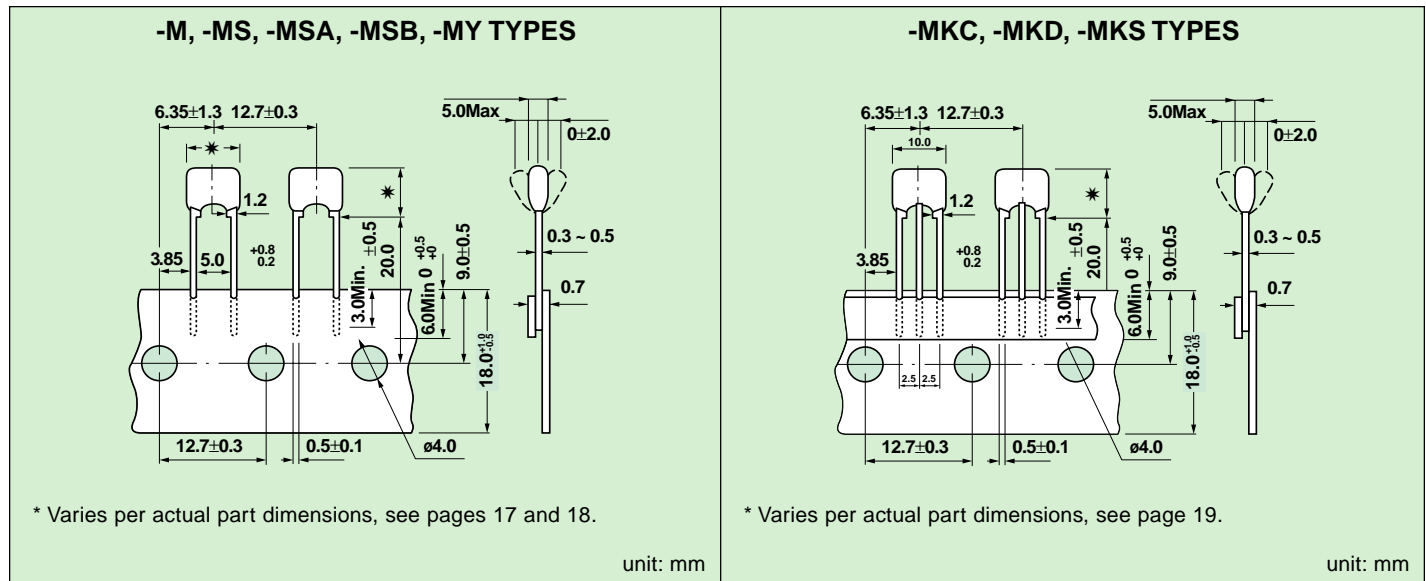
HOW TO ORDER

KBR - [] [] TR

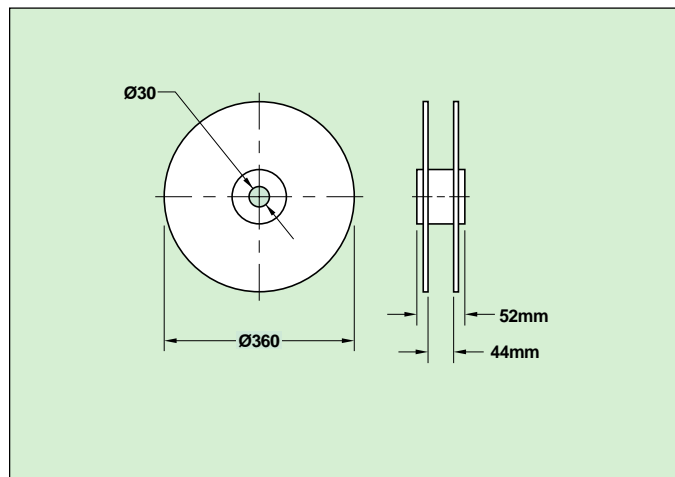
- ① ② ③ ④

- ① Type: (Kyocera Bulk Resonator)
- ② Oscillation frequency (MHz)
- ③ Resonator type = M/MS/MSA/MSB/MY/MKC/MKD
- ④ Packaging:
TR = Tape and reel
TF = Ammo pack

TAPE DIMENSIONS



REEL DIMENSIONS



AMMO PACK DIMENSIONS

