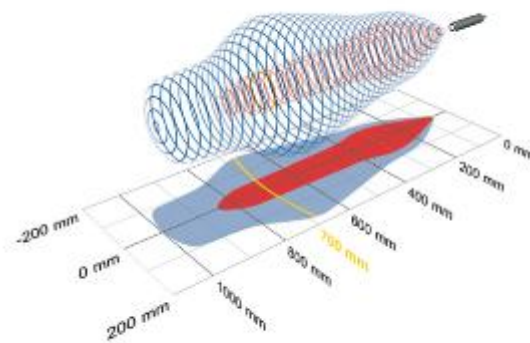
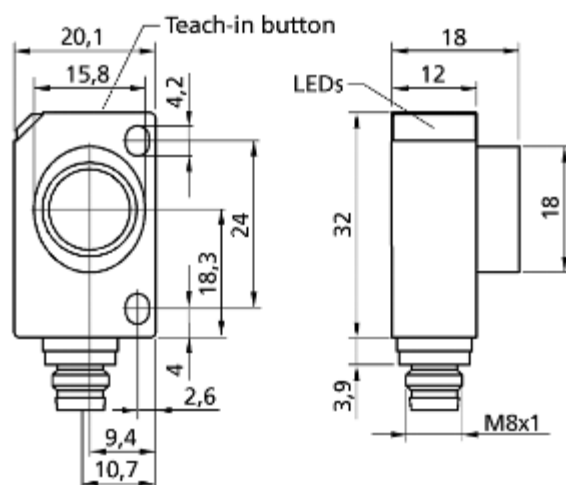


zws-70/CI/QS

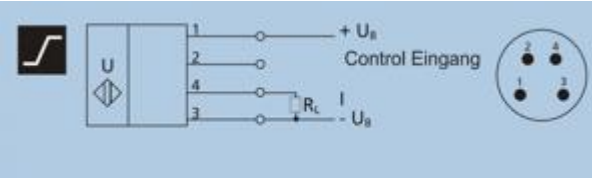
€ mark for sensor comparison

housing detection zone



1 x analogue 4-20 mA/1,000 mm

operating range	120 - 700 mm
design	colloidal
operating mode	analogue distance measurements
ultrasonic -specific	
means of measurement	echo propagation time
transducer frequency	300 kHz
blind zone	120 mm
operating range	700 mm
maximum range	1,000 mm
angle of beam spread	please see graphics detection zone
resolution/sampling rate	0.20 mm
reproducibility	± 0.15 %
accuracy	≤ 2 % (temperature drift internal compensation)
electrical data	
operating voltage U_B	20 - 30 V d.c., reverse polarity protection
voltage ripple	± 10 %
no-load current consumption	≤ 30 mA
type of connection	4-pin M8 initiator plug
outputs	
output 1	analogue output current: 4-20 mA

	switchable rising/falling
response time	70 ms
delay prior to availability	< 300 ms
inputs	
input 1	com input
description	external synchronisation from rectangular signal with a defined pulse width
housing	
material	ABS
ultrasonic transducer	polyurethane foam, epoxy resin with glass contents
class of protection to EN 60529	IP 67
operating temperature	-25°C to +70°C
storage temperature	-40°C to +85°C
weight	10 g
technical features/characteristics	
temperature compensation	yes
controls	1 pushbutton
scope for settings	teach-in
synchronization	yes
multiplex	no
indicators	1 x LED green: working, 1 x LED yellow: object in the window
particularities	small colloidal type
documentation & accessories	
user's manual	BA_ENG_zws-xxxCU.pdf
STEP	zws-70_XX_QS_STP.zip
IGS	zws-70_XX_QS_IGS.zip
IPT	zws-70_XX_QS_IPT.zip
PDF	zws-70_XX_QS_PDF.zip
SAT	zws-70_XX_QS_SAT.zip
deployable accessory	KST4A-2/M8 KST4A-5/M8 KST4G-2/M8 KST4G-5/M8 MW-ZWS 1
pin assignment	
order no.	zws-70/CI/QS