

NUR30Q

Quad Schottky Barrier Diode Array

These Schottky barrier diodes are designed for high speed switching applications, circuit protection, and voltage clamping. Extremely low forward voltage reduces conduction loss. Miniature surface mount package is excellent for hand held and portable applications where space is limited.

Features:

- Very Low Forward Voltage
- Guard Ring Protected
- Ultra Small SMD Package
- Pb-Free Package is Available

Applications:

- Ultra High-Speed Switching
- Low Current Rectification
- Low Power Consumption Applications (e.g. Hand-Held Devices)

MAXIMUM RATINGS ($T_J = 25^\circ\text{C}$ unless otherwise noted)

Rating	Symbol	Value	Unit
Reverse Voltage	V_R	30	Volts
Forward Power Dissipation @ $T_A = 25^\circ\text{C}$ Derate above 25°C	P_F	385 3.1	mW mW/ $^\circ\text{C}$
Forward Current (DC)	I_F	200	mA
Junction Temperature	T_J	125	$^\circ\text{C}$


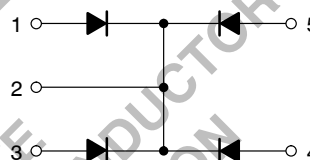
Stresses exceeding Maximum Ratings may damage the device. Maximum Ratings are stress ratings only. Functional operation above the Recommended Operating Conditions is not implied. Extended exposure to stresses above the Recommended Operating Conditions may affect device reliability.



ON Semiconductor®

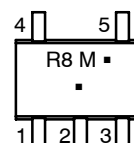
<http://onsemi.com>

30 VOLT QUAD SCHOTTKY DIODE ARRAY



SC-88A/SOT-353
CASE 419A
STYLE 9

MARKING DIAGRAM



R8 = Specific Device Code
M = Date Code
▪ = Pb-Free Package

(Note: Microdot may be in either location)

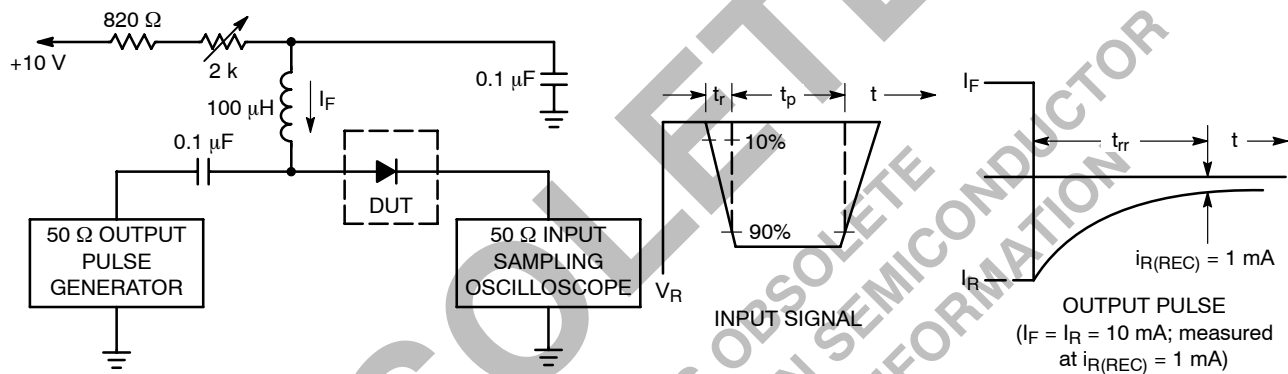
ORDERING INFORMATION

Device	Package	Shipping†
NUR30QW5T1	SC-88A	3000/Tape & Reel
NUR30QW5T1G	SC-88A (Pb-Free)	3000/Tape & Reel

†For information on tape and reel specifications, including part orientation and tape sizes, please refer to our Tape and Reel Packaging Specifications Brochure, BRD8011/D.

ELECTRICAL CHARACTERISTICS (EACH DIODE) ($T_A = 25^\circ\text{C}$ unless otherwise noted)

Characteristic	Symbol	Min	Typ	Max	Unit
Total Capacitance ($V_R = 1.0\text{ V}$, $f = 1.0\text{ MHz}$)	C_T	–	10	20	pF
Reverse Leakage ($V_R = 10\text{ V}$)	I_R	–	1.5	30	μA_{dc}
Forward Voltage ($I_F = 0.1\text{ mA}_{dc}$)	V_F	–	0.15	0.19	Vdc
Forward Voltage ($I_F = 1.0\text{ mA}_{dc}$)	V_F	–	0.21	0.25	Vdc
Forward Voltage ($I_F = 10\text{ mA}_{dc}$)	V_F	–	0.28	0.30	Vdc
Forward Voltage ($I_F = 100\text{ mA}_{dc}$)	V_F	–	0.36	0.41	Vdc
Forward Voltage ($I_F = 200\text{ mA}_{dc}$)	V_F	–	0.41	0.50	Vdc
Reverse Recovery Time ($I_F = I_R = 10\text{ mA}_{dc}$, $I_{R(REC)} = 1.0\text{ mA}_{dc}$) (Figure 1)	t_{rr}	–	5.0	–	ns

**Figure 1. Recovery Time Equivalent Test Circuit**

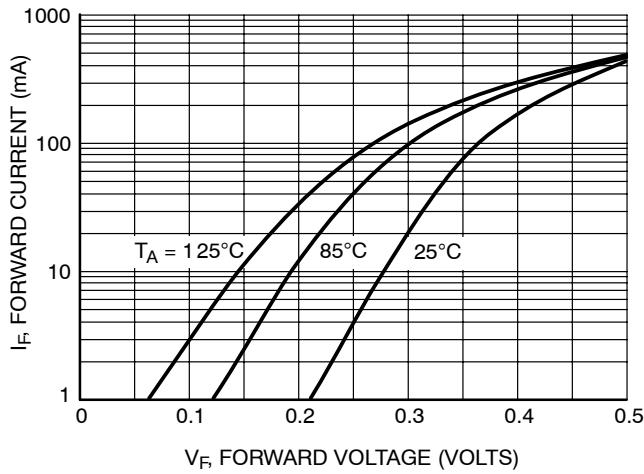


Figure 2. Forward Current as a Function of Forward Voltage; Typical Values

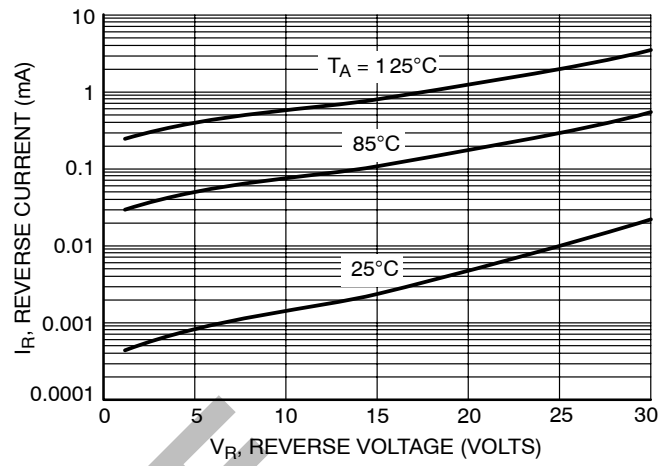


Figure 3. Reverse Current as a Function of Reverse Voltage; Typical Values

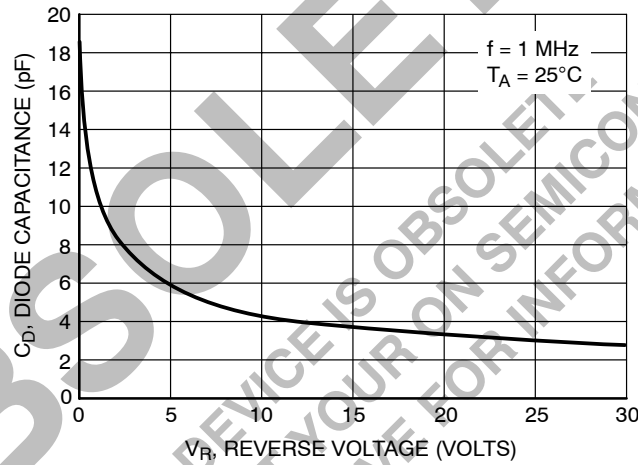
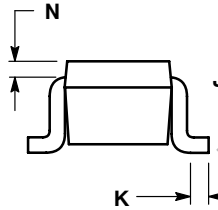
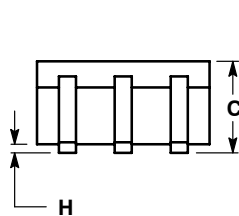
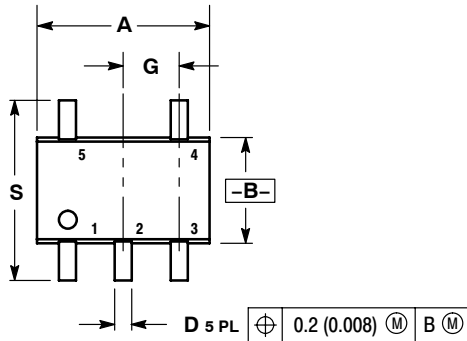


Figure 4. Diode Capacitance as a Function of Reverse Voltage; Typical Values

NUR30Q

PACKAGE DIMENSIONS

SC-88A, SOT-353, SC-70
CASE 419A-02
ISSUE J



NOTES:

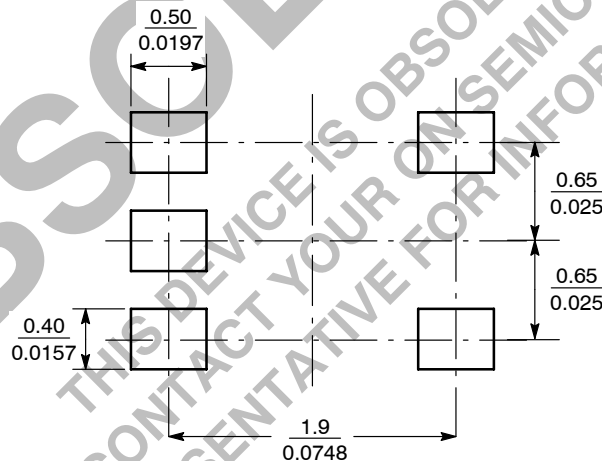
1. DIMENSIONING AND TOLERANCING PER ANSI Y14.5M, 1982.
2. CONTROLLING DIMENSION: INCH.
3. 419A-01 OBSOLETE. NEW STANDARD 419A-02.
4. DIMENSIONS A AND B DO NOT INCLUDE MOLD FLASH, PROTRUSIONS, OR GATE BURRS.

DIM	INCHES		MILLIMETERS	
	MIN	MAX	MIN	MAX
A	0.071	0.087	1.80	2.20
B	0.045	0.053	1.15	1.35
C	0.031	0.043	0.80	1.10
D	0.004	0.012	0.10	0.30
G	0.026 BSC		0.65 BSC	
H	---	0.004	---	0.10
J	0.004	0.010	0.10	0.25
K	0.004	0.012	0.10	0.30
N	0.008 REF		0.20 REF	
S	0.079	0.087	2.00	2.20


STYLE 9:

- PIN 1: ANODE
2: CATHODE
3: ANODE
4: ANODE
5: ANODE

SOLDERING FOOTPRINT*



*For additional information on our Pb-Free strategy and soldering details, please download the ON Semiconductor Soldering and Mounting Techniques Reference Manual, SOLDERRM/D.

ON Semiconductor and  are registered trademarks of Semiconductor Components Industries, LLC (SCILLC). SCILLC reserves the right to make changes without further notice to any products herein. SCILLC makes no warranty, representation or guarantee regarding the suitability of its products for any particular purpose, nor does SCILLC assume any liability arising out of the application or use of any product or circuit, and specifically disclaims any and all liability, including without limitation special, consequential or incidental damages. "Typical" parameters which may be provided in SCILLC data sheets and/or specifications can and do vary in different applications and actual performance may vary over time. All operating parameters, including "Typicals" must be validated for each customer application by customer's technical experts. SCILLC does not convey any license under its patent rights nor the rights of others. SCILLC products are not designed, intended, or authorized for use as components in systems intended for surgical implant into the body, or other applications intended to support or sustain life, or for any other application in which the failure of the SCILLC product could create a situation where personal injury or death may occur. Should Buyer purchase or use SCILLC products for any such unintended or unauthorized application, Buyer shall indemnify and hold SCILLC and its officers, employees, subsidiaries, affiliates, and distributors harmless against all claims, costs, damages, and expenses, and reasonable attorney fees arising out of, directly or indirectly, any claim of personal injury or death associated with such unintended or unauthorized use, even if such claim alleges that SCILLC was negligent regarding the design or manufacture of the part. SCILLC is an Equal Opportunity/Affirmative Action Employer. This literature is subject to all applicable copyright laws and is not for resale in any manner.

PUBLICATION ORDERING INFORMATION

LITERATURE FULFILLMENT:

Literature Distribution Center for ON Semiconductor
P.O. Box 5163, Denver, Colorado 80217 USA
Phone: 303-675-2175 or 800-344-3860 Toll Free USA/Canada
Fax: 303-675-2176 or 800-344-3867 Toll Free USA/Canada
Email: orderlit@onsemi.com

N. American Technical Support: 800-282-9855 Toll Free
USA/Canada
Europe, Middle East and Africa Technical Support:
Phone: 421 33 790 2910
Japan Customer Focus Center
Phone: 81-3-5773-3850

ON Semiconductor Website: www.onsemi.com

Order Literature: <http://www.onsemi.com/orderlit>

For additional information, please contact your local Sales Representative

NUR30Q/D