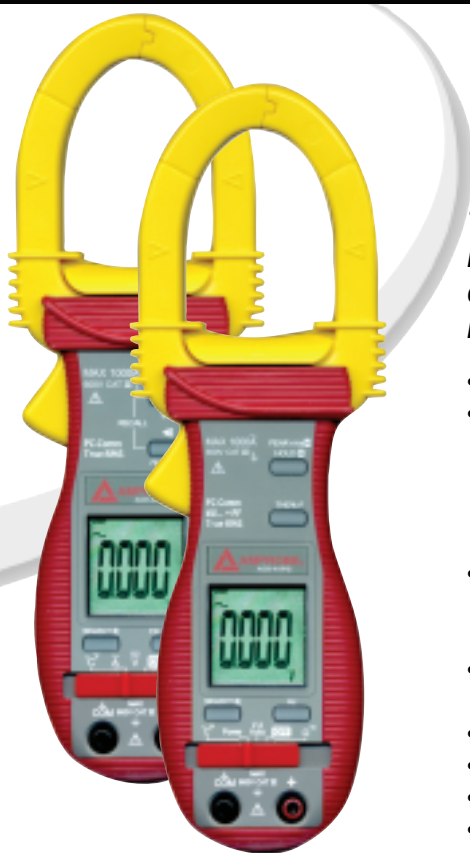




AMPROBE®

ACD-40PQ & ACD-41PQ

1000A Power Quality Clamp-on with THD Measurement

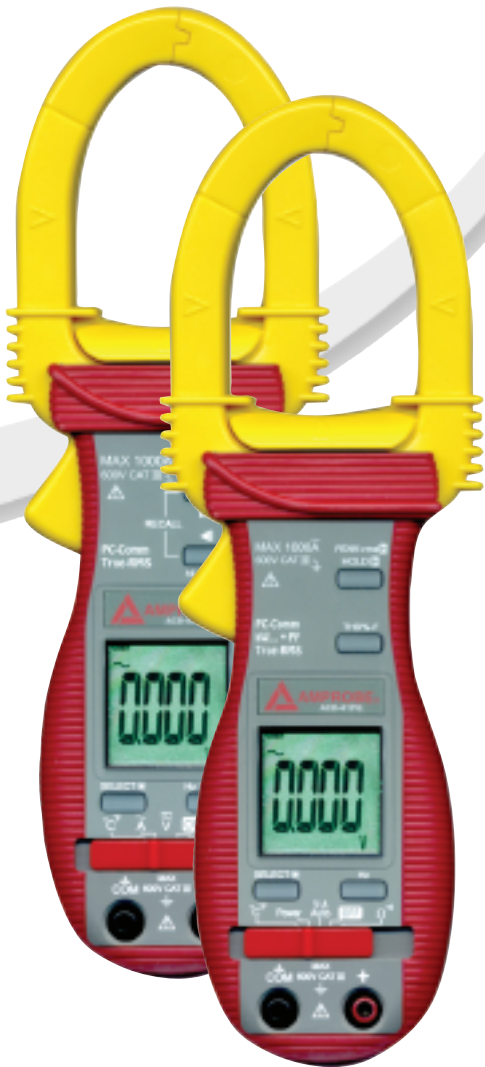


The ACD-40's provide a simple and effective way to verify if the electrical system is affected by harmonics. Add on troubleshooting capabilities with the ACD-40PQ data logging feature or get complete Power analysis with the ACD-41PQ. Increase measuring efficiency with an optional PC interface kit.

- TRMS sensing
- Measurements:
 - Total Harmonics Distortion THD, AC/DC Voltage up to 600V, AC Current up to 1000A, Resistance, Frequency, -Temperature
- ACD-41PQ also measures Active (W), Reactive (VAR) and Apparent (VA) Power with dual-display Power Factor readout
- AutoVA - Auto Selection of AC Volts, DC Volts or AC Amps (ACD-41PQ)
- Data-logging 5400 points (ACD-40PQ)
- Optional PC interface capability
- Audible continuity
- Auto power off
- Automatic polarity
- Low battery indication
- Peak hold (ADC-41PQ)
- Data hold
- Large, easy to read LCD display with backlight
- Accommodates conductors up to 1.77" (45mm) in diameter
- Carrying case, test leads, batteries (installed), thermocouple and manual included
- Voltage overload protection for all functions up to 600V AC/DC
- Safety CAT III 600V

FEATURES	ACD-40PQ	ACD-41PQ	BASIC ACCURACY
TRMS Measurement	Yes		
AC Current	40.0 / 400.0 / 1000 A		+/- (1.0% Rdg + 5 LSD) @ 50 and 60Hz
DC Voltage	600.0V		+/- (0.5% Rdg + 5 LSD)
AC Voltage	600.0V		+/- (0.5% Rdg + 5 LSD) @ 50 / 60 Hz
Resistance	999.9 Ohms		+/- (1.0% Rdg + 6 LSD)
Frequency	5.00Hz to 500.0Hz		+/- (0.5% Rdg + 4 LSD)
Active Power (W)		0 to 600.0 kW	+/- (2.0% Rdg + 6 LSD) @ Harmonics Fund to 10th & PF > 0.7
Reactive Power (VAR)		0 to 600.0 kVAR	+/- (2.0% Rdg + 6 LSD) @ Harmonics Fund to 10th & PF > 0.7
Apparent Power (VA)		0 to 600.0 kVA	+/- (2.0% Rdg + 6 LSD) @ Harmonics Fund to 10th
Power Factor		0.10 to 0.99	+/- 3 LSD @ Harmonics Fund to 21th
THD-R *	0.0% to 99.9%		1.5% of Reading + 6d @ Fund Frequency
THD-F *		0.0% to 99.9%	1.5% of Reading + 6d @ Fund Frequency
Temperature	-58 F to 572 F (-50 C to 300 C)		+/- (2.0% Rdg + 6F) +/- (2.0 % Rdg + 3C)
Hi-Lo Logging	5400 Points		

*THD-R is defined as: (Total Harmonic RMS / Total RMS) x 100%
 THD-F is defined as: (Total Harmonic RMS / Fundamental RMS) x 100%



The ACD-40's provide a simple and effective way to verify if the electrical system is affected by harmonics. Add on troubleshooting capabilities with the ACD-40PQ data logging feature or get complete Power analysis with the ACD-41PQ. Increase measuring efficiency with an optional PC interface kit.

OPTIONAL ACCESSORIES	PART NUMBER
PC Interface kit (PC connection cable with software)	RS-232 KIT2
Line splitter (Energizer)	A47L
5000A Clamp-on Current Transformer (50 to 1)	CT50-1
3000A Clamp-on Current Transformer (50 to 1)	CT50-2
Dual input Thermocouple adapter with two thermocouples -50°F to 600°F	DKTA-620 and two of TPK-56
Alligator Clips (For test leads)	VRC-320

REPLACEMENT PARTS	PART NUMBER
<i>(supplied with product)</i>	
Test leads with set of alligator clips (alligator clips are not supplied with product)	MTL-90B
Thermocouple	TPK-59
Carrying case	SV-U
Instruction Manual	www.AMPROBE.com

GENERAL SPECIFICATIONS

Display: Voltage functions: 6000 counts LCD display(s)
Power, Ohm & Hz functions: 9999 counts LCD display(s)
ACA clamp-on function: 4000 counts LCD display(s)
Update Rate: Power function: 1 per second nominal (ACD-41PQ only)
Voltage, ACA clamp-on, Ohm, Hz & Temperature functions: 4 per second nominal
ACD-40PQ Hz function: 2 per second nominal.
Polarity: Automatic
Low Battery: Below approx. 2.4V
Operating Temperature: 0°C to 40°C
Relative Humidity: Maximum relative humidity 80% for temperature up to 31°C decreasing linearly to 50% relative humidity at 40°C
Altitude: Operating below 2000m
Storage Temperature: -20°C to 60°C, < 80% R.H. (with battery removed)
Temperature Coefficient: nominal 0.15 x (specified accuracy) / °C @ (0oC -18oC or 28°C -40°C), or otherwise specified
Sensing: True RMS sensing for all models
Safety: Meets IEC61010-2-032 (1994),

EN61010-2-032(1995), UL3111-2-032(1999).
Measurement Category: III 600 Volts ac & dc
Transient protection: 6.5kV (1.2/50µs surge) for all models
Pollution degree: 2
E.M.C.: Meets EN61326(1997, 1998/A1), EN61000-4-2(1995), and EN61000-4-3(1996)
In an RF field of 3V/m:
 Total Accuracy = Specified Accuracy + 45 digits
 Performance above 3V/m is not specified
Overload Protections:
ACA Clamp-on jaws: AC 1000A RMS continuous + & COM terminals (all functions): 600VDC/VAC RMS
Power Supply: standard 1.5V AAA Size (NEDA 24A or IEC LR03) battery X 2
Power Consumption: Voltage, ACA, Hz & Power functions: 10mA typical (ACD-41PQ)
Voltage & ACA functions: 3.5mA typical (ACD-40PQ)
Ohm & Temperature functions: 4mA typical
APO Timing: Idle for 16 to 17 minutes
APO Consumption: 10µA typical
Dimension: L224mm X W78mm X H40mm
Weight: 224 gm approx
Jaw opening & Conductor diameter: 45mm max

Special features (ACD-41PQ): Backlight display; AutoVATM (Auto Selection on ACV, DCV or ACA functions); Power measurement of selectable W, VAR & VA with dual-display Total Power Factor features; Total harmonic distortion THD%-F; PEAK-RMS HOLD;
Special features (ACD40PQ): Backlight display; THD%-R Total harmonic distortion-RMS); On screen stand-alone Hi-Lo logging (5400 minutes) at sampling speed of faster than: 20 per second for Voltage & ACA functions 4 per second for Ohm & Temperature functions 2 per second for Hz function
ELECTRICAL SPECIFICATIONS
 Accuracy is ±(% reading digits + number of digits) or otherwise specified, at 23 °C ±5 °C & less than 75% R.H. True RMS (all models)
 ACV & ACA clamp-on accuracies are specified from 0% to 100% of range or otherwise specified. Maximum Crest Factor is as specified below, and with frequency spectrums, besides fundamentals, fall within the meter specified AC bandwidth for non-sinusoidal waveforms. Fundamentals are specified at 50Hz and 60Hz.

AC Voltage	
RANGE	Accuracy
50Hz / 60Hz	
600.0V	1.0% + 5d (ACD-40PQ) 0.5% + 5d (ACD-41PQ)
45Hz ~ 500Hz	
600.0V	1.5% + 5d
500Hz ~ 3.1kHz 9 (ACD-16 TRMS only)	
600.0V	2.5% + 5d
CMRR: >60dB @ DC to 60Hz, Rs=1kΩ Input Impedance: 2MΩ, 30pF nominal Crest Factor: < 2.3 : 1 at full scale & < 4.6: 1 at half scale ACV AutoVA™ Threshold: 30VAC (40Hz ~ 500Hz only) nominal (ACD-41PQ)	

DC Voltage	
RANGE	Accuracy
600.0V	0.5% + 5d
NMR: >50dB @ 50/60Hz CMRR: >120dB @ DC, 50/60Hz, Rs=1kΩ Input Impedance: 2MΩ, 30pF nominal DCV AutoVA™ Threshold: 2.4VDC nominal (ACD-41PQ) ACA & ACV PEAK-rms HOLD (ACD-41PQ only) Response: 65ms to 90%	

Ohms	
RANGE	Accuracy
999.9Ω	1.0% + 6d
Open Circuit Voltage: 0.4VDC typical Audible Continuity Tester Audible threshold: between 10Ω and 300Ω. Response time: 250µs	

ACA Current (Clamp-on)	
RANGE	Accuracy ^{1) 2)}
50Hz / 60Hz	
40.00A, 400.0A, 1000A	1.0% + 5d
45Hz ~500Hz	
40.00A, 400.0A	2.0% + 5d
1000A	2.5% + 5d
500Hz ~ 3.1kHz	
40.00A, 400.0A	2.5% + 5d
1000A	3.0% + 5d
ACA AutoVA™ Threshold: 1A AC (40Hz ~ 500Hz only) nominal Crest Factor: < 2.5:1 at full scale & < 5.0:1 at half scale for 40.00A & 400.0A ranges < 1.4:1 at full scale & < 2.8:1 at half scale for 1000A range ¹⁾ Induced error from adjacent current-carrying conductor: < 0.06A/A ²⁾ Specified accuracy is from 1% to 100% of range and for measurements made at the jaw center. When the conductor is not positioned at the jaw center, position errors introduced are: Add 1% to specified accuracy for measurements made WITHIN jaw marking lines away from jaw opening) Add 4% to specified accuracy for measurements made BEYOND jaw marking lines toward jaws opening)	

Temperature	
RANGE	Accuracy ¹⁾
-50°C ~ 300°C	2.0% + 3°C
-58°F ~ 572°F	2.0% + 6°F
¹⁾ Add 3°C (or 6°F) to specified accuracy @ -20°C ~ -50°C (or @ -4°F ~ -58°F) Type-K thermocouple range & accuracy not included	

Frequency	
RANGE	Accuracy
5.00Hz ~ 500.0Hz	0.5%+4d
Sensitivity (Sine RMS)	
40A range: > 4A	
400A range: > 40A	
1000A range: > 400A	
600V range: > 30V	

THD%-R ¹⁾ (ACD-40PQ only)		
RANGE	Harmonic Order	Accuracy ²⁾
0.0% ~99.9%	Fundamental	1.5% of Reading + 6d
	2nd ~ 3rd	5.0% of Reading + 6d
	4th ~ 10th	2.5% of Reading + 6d
	11th ~ 51st	2.0% of Reading + 6d
¹⁾ THD-R is defined as: (Total Harmonic RMS / Total RMS) x 100% ²⁾ Specified accuracy @ ACA fundamental > 5A ; ACV fundamental > 50V		

THD%-F ¹⁾ (ACD-41PQ only)		
RANGE	Harmonic Order	Accuracy ³⁾
0.0% ~99.9%	Fundamental	1.5% of Reading + 6d
	2nd ~ 3rd	5.0% of Reading + 6d
	4th ~ 10th	2.5% of Reading + 6d
	17th ~ 46th	3.0% of Reading + 6d
	47th ~ 51st	4.5% of Reading + 6d
¹⁾ THD-F is defined as: (Total Harmonic RMS / Fundamental RMS) x 100% ²⁾ Range for Dual Display mode: 0% ~ 99% ³⁾ Specified accuracy @ ACA fundamental > 5A ; ACV fundamental > 50V		

Total Power Factor (PF)		
RANGE	Accuracy ¹⁾	
0.10 ~ 0.99	F ~ 21st	22nd ~ 51st
	3d	5d
¹⁾ Specified accuracy @ ACA fundamental > 2A ; ACV fundamental > 50V		


Power				
RANGE	Accuracy ^{1) 2)}			
0 ~ 600.0kVA	F ~ 10th	11th ~ 46th	47th ~ 51st	
@ PF = 0.99 ~ 0.1	2.0%+6d	3.5%+6d	5.5%+6d	
RANGE	Accuracy ^{1) 3)}			
0 ~ 600.0kW / kVAR	F ~ 10th	11th ~ 25th	26th ~ 46th	47th ~ 51st
@ PF = 0.99 ~ 0.70	2.0%+6d	3.5%+6d	4.5%+6d	
@ PF = 0.70 ~ 0.50	3.0%+6d			10%+6d
@ PF = 0.50 ~ 0.30		4.5%+6d		
@ PF = 0.30 ~ 0.20		10%+6d		15%+6d
¹⁾ Specified accuracy is for ACA clamp measurement at the center of jaws. When the conductor is not positioned at the jaw center, position errors introduced are: Add 1% to specified accuracy for ACA measurements made WITHIN jaw marking lines (away from jaw opening) Accuracy is not specified for ACA measurement made BEYOND jaw marking lines (toward jaws opening) ²⁾ Add 1% to specified accuracy @ ACA fundamental < 5A or ACV fundamental < 90V. Accuracy is not specified @ ACA fundamental < 1A or ACV fundamental < 30V ³⁾ Add 1% to specified accuracy @ ACA fundamental < 5A or ACV fundamental < 90V. Accuracy is not specified @ ACA fundamental < 2A or ACV fundamental < 50V A-lags ¹⁾ Indication: "A-lags" LCD annunciator turns on to indicate an inductive circuit, or Current A lags Voltage V (i.e., phase-shift angleϕc is "+"). ¹⁾ A-lags Indication is specified at 50/60Hz fundamental without harmonics, and at ACV > 90V, ACA > 9A, & PF < 0.95				



AMPROBE®

ACD-40PQ & ACD-41PQ

1000A Power Quality Clamp-on with THD Measurement



Miramar, FL 33025 • Toll Free: 800-327-5060 • Phone: 954-499-5400 • Fax: 866-287-7222 • www.Amprobe.com

www.AMPROBE.com