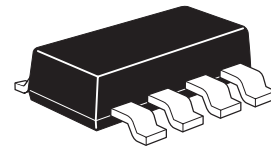


## ANGLE SENSOR

### DESCRIPTION

The ZMT31 allows the contactless counting of the revolutions of a rotating magnet which is mounted on the axis of a wheel. Zero output voltages of the Wheatstones bridges are used as trigger signals. The sense of rotation of the wheel is taken into account by comparing the signal outputs of both Wheatstone bridges which are proportional to  $\sin^2(\alpha)$  or  $\sin^2(\alpha+45^\circ)$ . The angle can be determined by evaluating these signals. Alternatively it is possible to use the voltage signals of four half bridges which are trimmed on  $V_B/2$ .



SM8

### FEATURES

- Measures the magnetic field hrot ( $> 50\text{kA/m}$ ) generated by a permanent magnet which rotates over the sensor
- Magnetic field hrot parallel to the chip surface causes a sinusoidal output signal
- Package : SM-8 (available on 12mm tape)

### APPLICATION

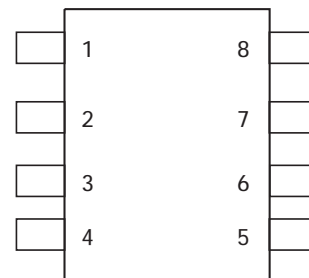
- Contactless counting of the revolutions of a rotating magnet (watermeters etc.)
- Contactless angular measurement
- Automotive (pedal position etc.)
- Contactless rotary switches
- Contactless potentiometer

### ORDERING INFORMATION

DEVICE	REEL SIZE	TAPE WIDTH	QUANTITY PER REEL
ZMT31TA	7	12mm	1000
ZMT31TC	13	12mm	4000

### DEVICE MARKING

- ZMT31



**Bridge 1:** pin 1:  $-V_O$  pin 5:  $+V_O$   
pin 8:  $-V_B$  (GND) pin 4:  $+V_B$

**Bridge 2:** pin 2:  $-V_O$  pin 6:  $+V_O$   
pin 7:  $-V_B$  (GND) pin 3:  $+V_B$

$V_O$  - output voltage  $V_B$  - supply voltage

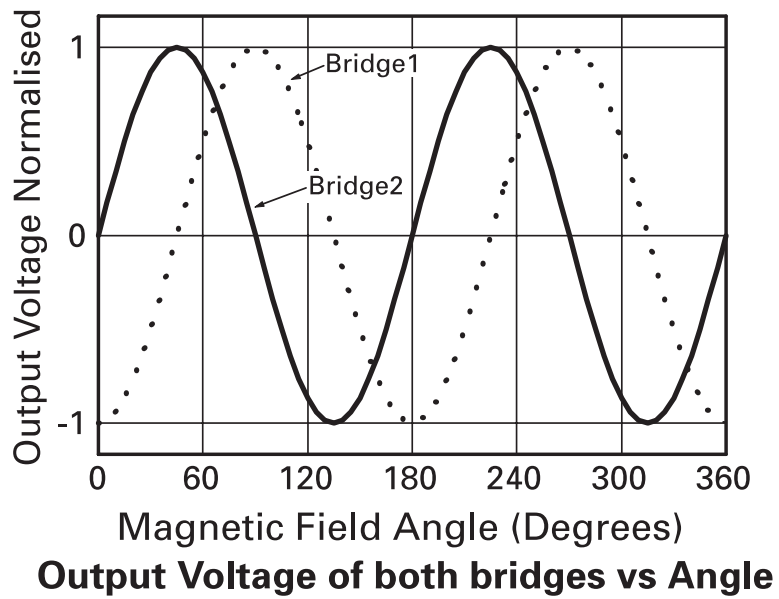
# ZMT31

PARAMETER	SYMBOL	LIMIT	UNIT
Supply voltage	$V_B$	5	V
Total power dissipation	$P_{tot}$	120	mW
Operating temperature range	$T_{amb}$	-25 to +130	°C
Storage temperature range	$T_{stg}$	-40 to +130	°C
Sensor chip alignment error	$\alpha_e$	$\leq 2$	°

PARAMETER	SYMBOL	MIN.	TYP.	MAX.	UNIT	TEST CONDITIONS
Bridge resistance	$R_{br}$	2.0	3.0	4.0	k $\Omega$	
Offset voltage	$V_{Off} / V_B$	-2.0		+2.0	mV/V	bridge 1: $\alpha=45^\circ$ ; bridge 2: $\alpha=0^\circ$
Sensitivity	$S_\alpha$	0.2			(mV/V)/°	bridge 1: $\alpha=0^\circ$ ; bridge 2: $\alpha=45^\circ$
Half bridge symmetry	$(V_S/2-V_O)/V_B$	-2.0		+2.0	mV/V	bridge 1: $\alpha=0^\circ$ ; bridge 2: $\alpha=45^\circ$
Output voltage range	$( V_{max} + V_{min} ) / V_B$	16			mV/V	
Zero offset angle hysteresis	$\Delta\alpha$			2	°	
Temperature coefficient of the bridge resistance -25°C < $T_{amb}$ < 100°C	$T_{CBR}$	0.25	0.30	0.35	%/K	
Temperature coefficient of the open circuit sensitivity -25°C < $T_{amb}$ < 100°C	$T_{CSV}$	-0.35	-0.30	-0.25	%/K	$V_B = \text{const.}$
	$T_{CSI}$	-0.05	0	0.05	%/K	$I_B = \text{const}$
Temperature coefficient of the offset voltage -25°C < $T_{amb}$ < 100°C	$T_{COFF}$	-3		+3	( $\mu$ V/V)/K	

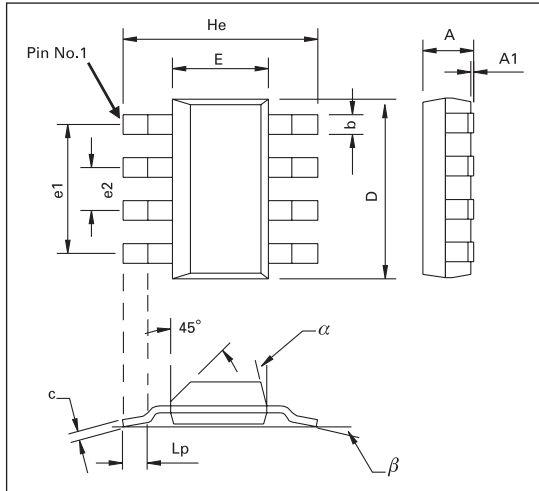
# ZMT31

Output voltage of both Wheatstone bridges versus angle  $\alpha$  of the magnetic field direction



# ZMT31

## PACKAGE OUTLINE



Controlling dimensions are in millimeters. Approximate conversions are given in inches

## PACKAGE DIMENSIONS

DIM	Millimeters			Inches			DIM	Millimeters			Inches		
	Min	Max	Typ.	Min	Max	Typ.		Min	Max	Typ.	Min	Max	Typ.
A	-	1.7	-	-	0.067	-	e1	-	-	4.59	-	-	0.1807
A1	0.02	0.1	-	0.008	0.004	-	e2	-	-	1.53	-	-	0.0602
b	-	-	0.7	-	-	0.0275	He	6.7	7.3	-	0.264	0.287	-
c	0.24	0.32	-	0.009	0.013	-	Lp	0.9	-	-	0.035	-	-
D	6.3	6.7	-	0.248	0.264	-	$\alpha$	-	15°	-	-	15°	-
E	3.3	3.7	-	0.130	0.145	-	$\beta$	-	-	10°	-	-	10°

© Zetex Semiconductors plc 2004

Europe	Americas	Asia Pacific	Corporate Headquarters
Zetex GmbH Streitfeldstraße 19 D-81673 München Germany	Zetex Inc 700 Veterans Memorial Hwy Hauppauge, NY 11788 USA	Zetex (Asia) Ltd 3701-04 Metroplaza Tower 1 Hing Fong Road, Kwai Fong Hong Kong	Zetex plc Lansdowne Road, Chadderton Oldham, OL9 9TY United Kingdom
Telefon: (49) 89 45 49 49 0 Fax: (49) 89 45 49 49 49 <a href="mailto:europa.sales@zetex.com">europa.sales@zetex.com</a>	Telephone: (1) 631 360 2222 Fax: (1) 631 360 8222 <a href="mailto:usa.sales@zetex.com">usa.sales@zetex.com</a>	Telephone: (852) 26100 611 Fax: (852) 24250 494 <a href="mailto:asia.sales@zetex.com">asia.sales@zetex.com</a>	Telephone (44) 161 622 4444 Fax: (44) 161 622 4446 <a href="mailto:hq@zetex.com">hq@zetex.com</a>

These offices are supported by agents and distributors in major countries world-wide.

This publication is issued to provide outline information only which (unless agreed by the Company in writing) may not be used, applied or reproduced for any purpose or form part of any order or contract or be regarded as a representation relating to the products or services concerned. The Company reserves the right to alter without notice the specification, design, price or conditions of supply of any product or service.

For the latest product information, log on to [www.zetex.com](http://www.zetex.com)



ISSUE 4 - JUNE 2004