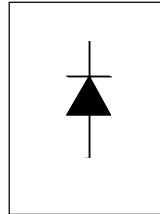


International
IR Rectifier

SAFEIR Series
 80EPS..

INPUT RECTIFIER DIODE



$$V_F < 1.17V @ 80A$$

$$I_{FSM} = 1450A$$

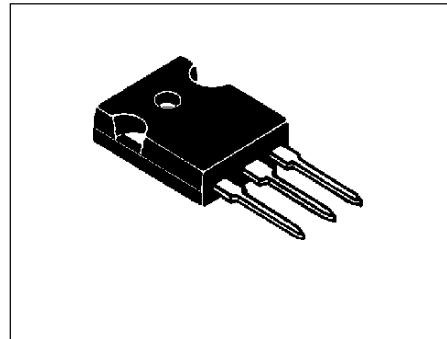
$$V_{RRM} 800 \text{ to } 1600V$$

The 80EPS rectifier **SAFEIR** series has been optimized for very low forward voltage drop, with moderate leakage. The glass passivation technology used has reliable operation up to 150° C junction temperature. Typical applications are in input rectification and these products are designed to be used with International Rectifier Switches and Output Rectifiers which are available in identical package outlines.

Typical Parameters Characteristics

Characteristics	80EPS..	Units
$I_{F(AV)}$ Sinusoidal waveform	80	A
V_{RRM}	800 to 1600	V
I_{FSM}	1450	A
V_F @ 80A, $T_J = 25^\circ\text{C}$	1.17	V
T_J	-40 to 150	°C

Package Outline



Voltage Ratings

Part Number	V_{RRM} , maximum peak reverse voltage V	V_{RSM} , maximum non repetitive peak reverse voltage V	I_{RRM} 150°C mA
80EPS08	800	900	1
80EPS12	1200	1300	
80EPS16	1600	1700	

Absolute Maximum Ratings

Parameters	80EPS..	Units	Conditions
$I_{F(AV)}$ Max. Average Forward Current	80	A	@ $T_C = 100^\circ\text{C}$, 180° conduction half sine wave
I_{FSM} Max. Peak One Cycle Non-Repetitive Surge Current	1450	A	10ms Sine pulse, rated V_{RRM} applied
	1500		10ms Sine pulse, no voltage reapplied
I^2t Max. I^2t for fusing	10500	^2s	10ms Sine pulse, rated V_{RRM} applied
	14000		10ms Sine pulse, no voltage reapplied
$I^2\sqrt{t}$ Max. $I^2\sqrt{t}$ for fusing	105000	$\text{A}^2/\sqrt{\text{s}}$	$t = 0.1$ to 10ms, no voltage reapplied

Electrical Specifications

Parameters	80EPS..	Units	Conditions
V_{FM} Max. Forward Voltage Drop	1.17	V	@ 80A, $T_J = 25^\circ\text{C}$
r_t Forward slope resistance	3.17	$\text{m}\Omega$	$T_J = 150^\circ\text{C}$
$V_{F(TO)}$ Threshold voltage	0.73	V	
I_{RM} Max. Reverse Leakage Current	0.1	mA	$T_J = 25^\circ\text{C}$
	1.0		$T_J = 150^\circ\text{C}$
$V_R = \text{rated } V_{RRM}$			

Thermal-Mechanical Specifications

Parameters	80EPS..	Units	Conditions
T_J Max. Junction Temperature Range	-40 to 150	$^\circ\text{C}$	
T_{stg} Max. Storage Temperature Range	-40 to 150	$^\circ\text{C}$	
R_{thJC} Max. Thermal Resistance Junction to Case	0.35	$^\circ\text{C}/\text{W}$	DC operation
R_{thJA} Max. Thermal Resistance Junction to Ambient	40	$^\circ\text{C}/\text{W}$	
R_{thCS} Typical Thermal Resistance, Case to Heatsink	0.2	$^\circ\text{C}/\text{W}$	Mounting surface, smooth and greased
wt Approximate Weight	6(0.21)	g(oz.)	
T Mounting Torque	Min.	6(5)	Kg-cm (lbf-in)
	Max.	12(10)	
Case Style	TO-247AC		JEDEC

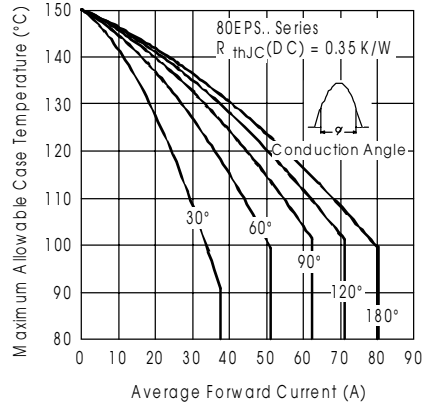


Fig. 1 - Current Rating Characteristics

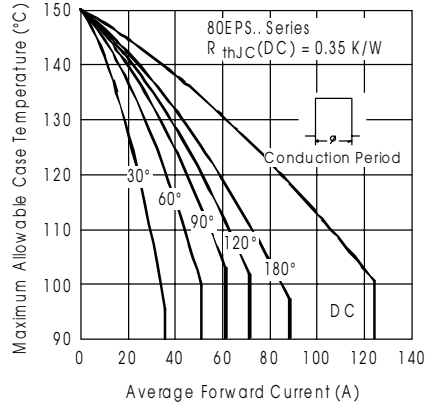


Fig. 2 - Current Rating Characteristics

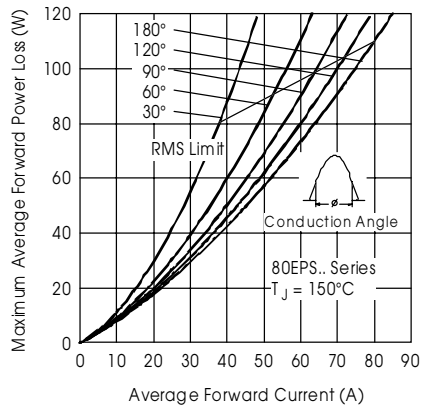


Fig. 3 - Forward Power Loss Characteristics

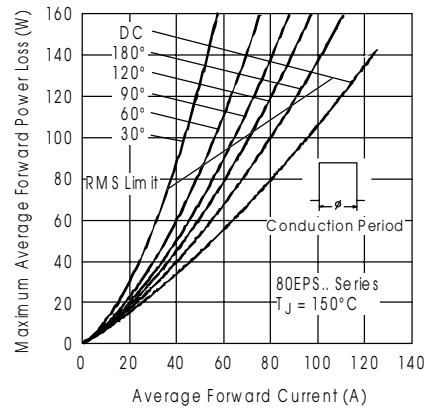


Fig. 4 - Forward Power Loss Characteristics

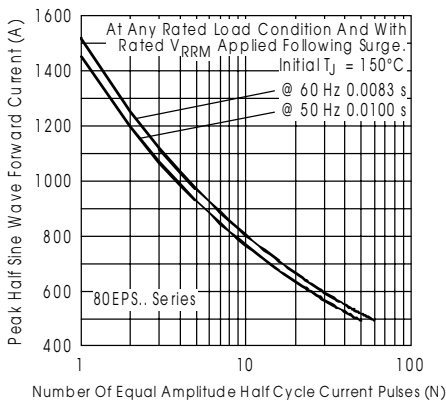


Fig. 5 - Maximum Non-Repetitive Surge Current

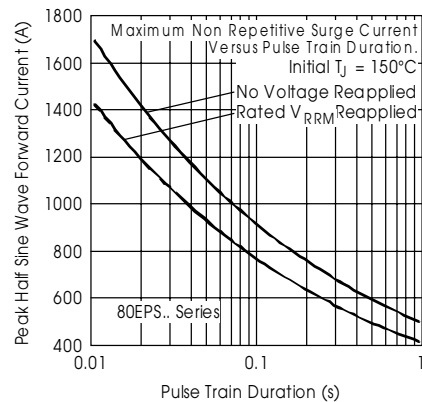


Fig. 6 - Maximum Non-Repetitive Surge Current

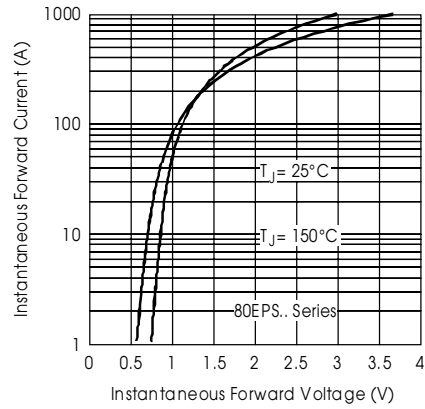


Fig. 7-Forward Voltage Drop Characteristics

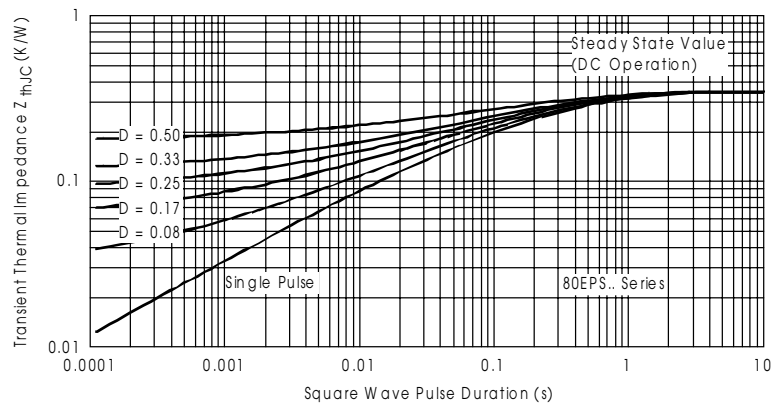
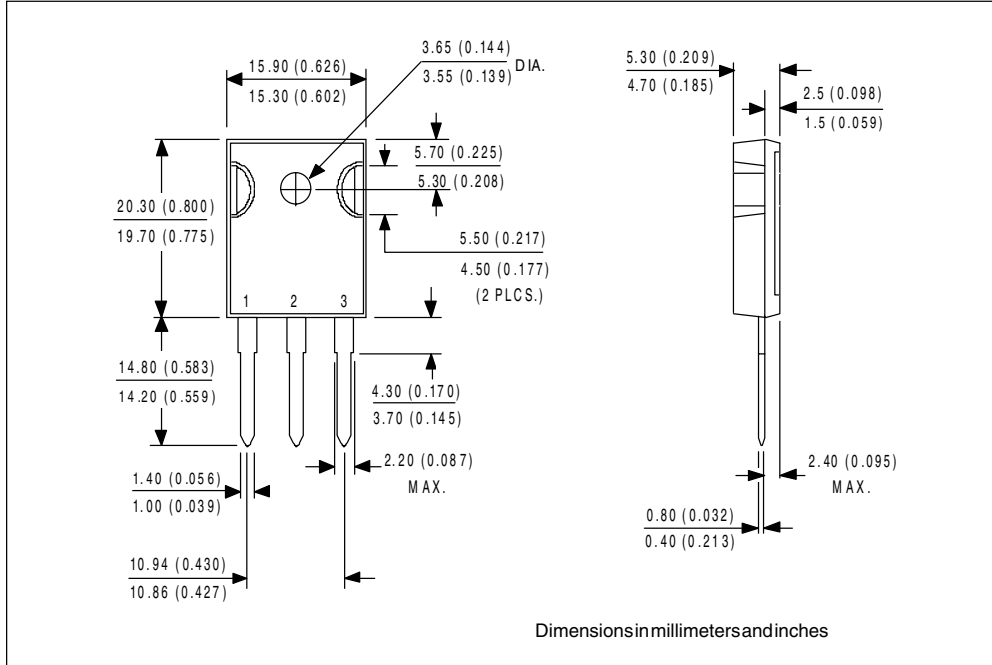
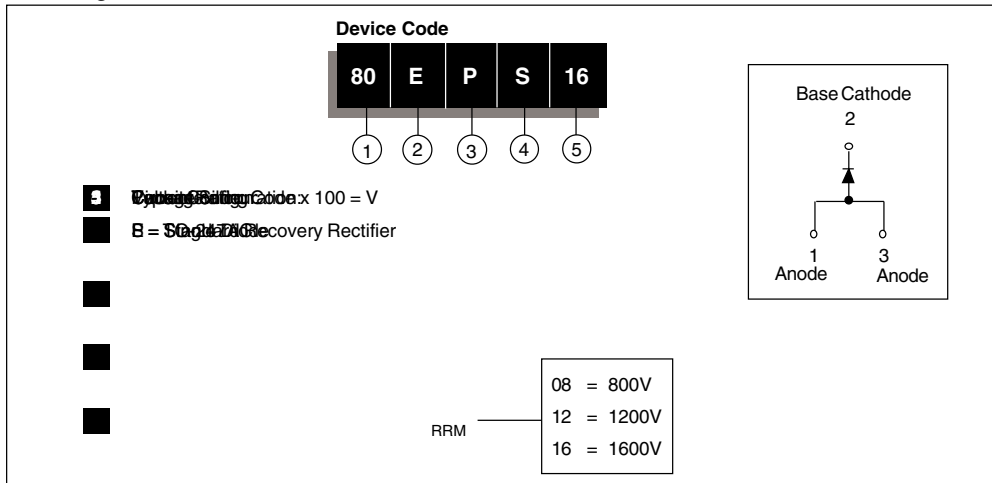


Fig. 8-Thermal Impedance Z_{thJC} Characteristics

Outline Table



Ordering Information Table



80EPS.. SAFEIR Series

I2123 rev. B 11/99

International
IOR Rectifier

WORLD HEADQUARTERS: 233 Kansas St., El Segundo, California 90245 U.S.A Tel: (310) 322-3331 Fax: (310) 322-3332
EUROPEAN HEADQUARTERS: Hurst Green, Oxted, Surrey RH8 9BB, U.K. Tel: ++ 44 1883 732020 Fax: ++ 44 1883 733408
IR CANADA: 7231 Victoria Park Ave., Suite #201, Markham, Ontario L3R 2Z8 Tel: (905) 475 1897. Fax: (905) 475 8801
IR GERMANY: Saalburgstrasse 157, 61350 Bad Homburg Tel: ++ 49 6172 96590 Fax: ++ 49 6172 965933
IR ITALY: Via Liguria 49, 10071 Borgaro, Torino Tel: ++ 39 11 4510111 Fax: ++ 39 11 4510220
IR FAR EAST: K&H Bldg., 2F, 30-4 Nishi-Ikebukuro 3-Chome, Toshima-Ku, Tokyo, Japan 171 Tel: 81 3 3983 0086 Fax: 81 3 3983 0642
IR SOUTHEAST ASIA: 315 Outram Road, # 10-02 Tan Boon Liat Building, SINGAPORE 0316. Tel: 65 221 8371. Fax: 65 221 8372.

Data and specifications subject to change without notice 11/97

Document Number: 93524

www.vishay.com

6



Notice

The products described herein were acquired by Vishay Intertechnology, Inc., as part of its acquisition of International Rectifier's Power Control Systems (PCS) business, which closed in April 2007. Specifications of the products displayed herein are pending review by Vishay and are subject to the terms and conditions shown below.

Specifications of the products displayed herein are subject to change without notice. Vishay Intertechnology, Inc., or anyone on its behalf, assumes no responsibility or liability for any errors or inaccuracies.

Information contained herein is intended to provide a product description only. No license, express or implied, by estoppel or otherwise, to any intellectual property rights is granted by this document. Except as provided in Vishay's terms and conditions of sale for such products, Vishay assumes no liability whatsoever, and disclaims any express or implied warranty, relating to sale and/or use of Vishay products including liability or warranties relating to fitness for a particular purpose, merchantability, or infringement of any patent, copyright, or other intellectual property right.

The products shown herein are not designed for use in medical, life-saving, or life-sustaining applications. Customers using or selling these products for use in such applications do so at their own risk and agree to fully indemnify Vishay for any damages resulting from such improper use or sale.

International Rectifier®, IR®, the IR logo, HEXFET®, HEXSense®, HEXDIP®, DOL®, INTERO®, and POWIRTRAIN® are registered trademarks of International Rectifier Corporation in the U.S. and other countries. All other product names noted herein may be trademarks of their respective owners.