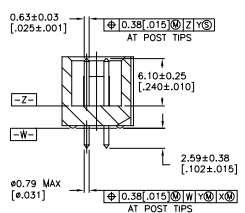
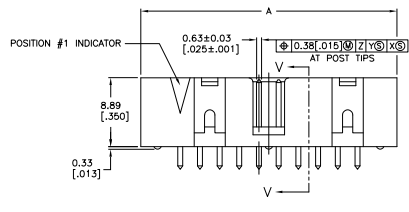
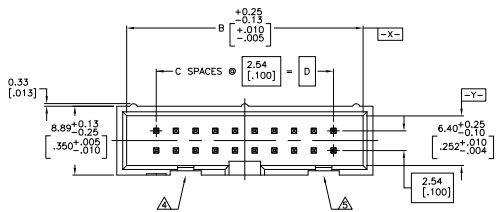
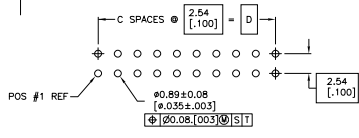
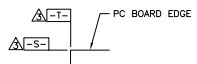


REV	DATE	DESCRIPTION	BY	CHK	APP
00		RELEASED PER EC DS15-0659-C4			



SECTION V-V



RECOMMENDED PC BOARD LAYOUT
(VIEWED FROM CONNECTOR SIDE)

- △ HOUSING: PBT, UL94V-0, COLOR: SEE TABLE.
- △ POSTS: PHOSPHOR BRONZE.
- △ POSTS: 0.0007[0.00030] MIN GOLD ON MATING AREA, 0.0025[0.000100] MIN TIN ON SOLDER END, ALL OVER 0.00127[0.000050] MIN NICKEL ON ENTIRE POST.
- △ DATUMS S & T TO BE ESTABLISHED BY CUSTOMER.
- △ NO KEYING SLOT ON THIS END FOR 6, 8, 10, 12 & 14 POSITION ASSEMBLIES.
- △ NO KEYING SLOT ON THIS END FOR 6, 8 & 10 POSITION ASSEMBLIES.

COLOR	PART NUMBER	D	C	B	A	NO OF POS	PART NUMBER
		73.66 [2.900]	29	81.28 [3.200]	83.82 [3.300]	60	3-1761603-6
		60.96 [2.400]	24	68.58 [2.700]	71.12 [2.800]	50	3-1761603-5
		53.34 [2.100]	21	60.96 [2.400]	63.50 [2.500]	44	3-1761603-4
		48.26 [1.900]	19	55.88 [2.200]	58.42 [2.300]	40	3-1761603-3
		43.18 [1.700]	17	50.80 [2.000]	53.34 [2.100]	36	3-1761603-2
		40.64 [1.600]	16	48.26 [1.900]	50.80 [2.000]	34	3-1761603-1
		35.56 [1.400]	14	43.18 [1.700]	45.72 [1.800]	30	3-1761603-0
		30.48 [1.200]	12	38.10 [1.500]	40.64 [1.600]	26	2-1761603-9
		27.94 [1.100]	11	35.56 [1.400]	38.10 [1.500]	24	2-1761603-8
		22.86 [900]	9	30.48 [1.200]	33.02 [1.300]	20	2-1761603-7
		17.78 [700]	7	25.40 [1.000]	27.94 [1.100]	16	2-1761603-6
		15.24 [600]	6	22.86 [900]	25.40 [1.000]	14	2-1761603-5
		12.70 [500]	5	20.32 [800]	22.86 [900]	12	2-1761603-4
		10.16 [400]	4	17.78 [700]	20.32 [800]	10	2-1761603-3
		7.62 [300]	3	15.24 [600]	17.78 [700]	8	2-1761603-2
		5.08 [200]	2	12.70 [500]	15.24 [600]	6	2-1761603-1
		73.66 [2.900]	29	81.28 [3.200]	83.82 [3.300]	60	1-1761603-6
		60.96 [2.400]	24	68.58 [2.700]	71.12 [2.800]	50	1-1761603-5
		48.26 [1.900]	19	55.88 [2.200]	58.42 [2.300]	40	1-1761603-3
		40.64 [1.600]	16	48.26 [1.900]	50.80 [2.000]	34	1-1761603-1
		30.48 [1.200]	12	38.10 [1.500]	40.64 [1.600]	26	1761603-9
		22.86 [900]	9	30.48 [1.200]	33.02 [1.300]	20	1761603-7
		17.78 [700]	7	25.40 [1.000]	27.94 [1.100]	16	1761603-6
		15.24 [600]	6	22.86 [900]	25.40 [1.000]	14	1761603-5
		10.16 [400]	4	17.78 [700]	20.32 [800]	10	1761603-3

THIS DRAWING IS A CONTROLLED DOCUMENT. IT IS THE PROPERTY OF TYCO ELECTRONICS CORPORATION. IT IS TO BE KEPT IN CONFIDENCE AND NOT TO BE REPRODUCED OR TRANSMITTED IN ANY FORM OR BY ANY MEANS, ELECTRONIC OR MECHANICAL, INCLUDING PHOTOCOPYING, RECORDING, OR BY ANY INFORMATION STORAGE AND RETRIEVAL SYSTEM.

TYCO ELECTRONICS CORPORATION
 HARRISBURG, PA 17105-3608

REVISIONS: 1.000779 (G-1761603)
 DATE: 01/11/05
 BY: [Signature]
 CHECKED: [Signature]

CUSTOMER DRAWING

**COPYRIGHT 2005
 TYCO ELECTRONICS CORP
 ALL RIGHTS RESERVED**