

RAD-ISM-2400-SET-BD-BUS-ANT

Order No.: 2867733




<http://eshop.phoenixcontact.de/phoenix/treeViewClick.do?UID=2867733>

Bidirectional, wireless, 2400 MHz transmission system, comprising 2 transceivers (transmitter and receiver) and two antennas with connecting cable



Commercial data

GTIN (EAN)	 4 017918 975067
sales group	H174
Pack	1 pcs.
Customs tariff	85176200
Catalog page information	Page 609 (IF-2009)

<http://>

www.download.phoenixcontact.com
Please note that the data given here has been taken from the online catalog. For comprehensive information and data, please refer to the user documentation. The General Terms and Conditions of Use apply to Internet downloads.

Technical data

Wireless set

Set contents	2 transceivers, 2 aerials
--------------	---------------------------

Wireless path

Direction	Bi-directional
Frequency range	2.4032 GHz ... 2.4799 GHz
Transmission power	10 mW
Channel distance	500 kHz
Number of channel groups	7

Number of channels per group	22
Connection method	MCX (female)
Analog input	
Description of the input	Current input (analog input)
Current input signal	4 mA ... 20 mA
Input resistance current input	< 170 Ω
Digital input	
Input voltage range	5 V AC/DC ... 30 V AC/DC
Switching threshold "0" signal, voltage	max. 1.5 V DC
Switching threshold "1" signal voltage	min. 5 V DC
Analog output	
Output name	Current output
Current output signal	4 mA ... 20 mA
Load/output load current output	700 Ω (at $U_B = 24$ V, $R_B = [U_B - 10$ V] / 20 mA)
Digital output	
Output name	2 x relay output + 1 x RF link
Contact type	3 floating N/O contacts
Contact material	Ag, gold-plated
Maximum switching voltage	30 V DC
	30 V AC
Limiting continuous current	0.5 A
Supply	
Supply voltage	24 V DC - 50% / + 25%
Supply voltage range	12 V DC ... 30 V DC
Typical current consumption	75 mA
Max. current consumption	150 mA
General data	
Width	22.5 mm
Height	99 mm
Depth	114.5 mm
Ambient temperature (operation)	-20 °C ... 65 °C
Ambient temperature (storage/transport)	-40 °C ... 85 °C

Degree of protection	IP20
Mounting position	Any
Assembly instructions	on TS 35 profile rail acc. to EN 60715
Housing material	Polyamide PA non-reinforced
Conformance	CE compliance (R&TTE directive 1999/5/EC)
ATEX	Ex II 3 G EEx nL IIC
IECEX	Ex nL IIC T4

Connection data

Conductor cross section solid min.	0.2 mm ²
Conductor cross section solid max.	4 mm ²
Conductor cross section stranded min.	0.2 mm ²
Conductor cross section stranded max.	2.5 mm ²
Conductor cross section AWG/kcmil min.	24
Conductor cross section AWG/kcmil max	14
Connection method	Screw connection
Stripping length	8 mm
Screw thread	M3

Certificates / Approvals

Certification Ex: IECEX

Accessories

Item	Designation	Description
Antennas		
2867461	RAD-ISM-2400-ANT-OMNI-2-1	Omni-directional antenna, IP65 degree of protection, linear vertical, 2 dBi gain, cable length 1.5 m, MCX (male) connection, impedance 50 Ω, apex angle h/v 360°/75°
2885919	RAD-ISM-2400-ANT-OMNI-6-0	Omni-directional antenna, degree of protection IP55, 6 dBi gain, linear vertical, N (female), impedance 50 ohms, apex angle h/v 360°/30°
2867610	RAD-ISM-2400-ANT-PAN- 8-0	Panel antenna, degree of protection IP55, 8 dBi gain, linear vertical, SMA (female), impedance 50 ohms, apex angle h/v 75°/70°
2867885	RAD-ISM-2400-ANT-PAR-19-0	Parabolic antenna, IP65 degree of protection, 19 dBi gain, linear vertical, N (female) connection, impedance 50 Ω, apex angle h/v 17°/11°

2885702	RAD-ISM-2400-ANT-VAN- 3-1-MCX	Omni-directional antenna with vandalism protection, gain 3 dBi, degree of protection IP55, cable length 1.5 m, MCX connection (male), apex angle h/v 360°/85°, corresponding material available for panel mounting.
---------	-------------------------------	---

Cable/conductor

2867649	RAD-CAB-EF393- 3M	Antenna cable, 3 m in length; N (male) -> N (male), attenuation approx. 0.45 dB/m at 2.4 GHz; impedance 50 ohms
2867652	RAD-CAB-EF393- 5M	Antenna cable, 5 m in length; N (male) -> N (male), attenuation approx. 0.45 dB/m at 2.4 GHz; impedance 50 ohms
2867665	RAD-CAB-EF393-10M	Antenna cable, 10 m in length; N (male) -> N (male), attenuation approx. 0.45 dB/m at 2.4 GHz; impedance 50 ohms
2885634	RAD-CAB-EF393-15M	Antenna extension cable, 15 m long; N (male) -> N (male), attenuation approx. 0.45 dB/m@2.4 GHz; impedance 50 Ω

General

2818863	CN-LAMBDA/4-2.0-BB	Attachment plug with Lambda/4 technology as surge protection for coaxial signal interfaces. Connection: N connectors female connector/female connector
2818876	CN-LAMBDA/4-2.0-SB	Attachment plug with Lambda/4 technology as surge protection for coaxial signal interfaces. Connection: N connectors male/female connector
2838490	CN-LAMBDA/4-5.9-BB	Attachment plug with Lambda/4 technology as surge protection for coaxial signal interfaces. Connection: N connectors female connector/female connector
2800023	CN-LAMBDA/4-5.9-SB	Attachment plug with Lambda/4 technology as surge protection for coaxial signal interfaces. Connection: N connectors male/female connector
2867322	RAD-IN+OUT-2D-1A-I	Analog /digital module for 2 digital inputs/outputs and 1 analog input/output
2885223	RAD-IN-2D-CNT	Digital expansion module with 2 digital inputs for measuring pulses and frequencies
2867115	RAD-IN-4A-I	Analog extension module with 4 analog current inputs 4 mA ... 20 mA
2867144	RAD-IN-8D	Digital extension module with 8 digital inputs
2867898	RAD-ISM-2400-HOP-EU-10	The HOPKEY contains information such as the transmission frequencies used and the hop sequence. This information is required e.g. when installing an additional receiver / repeater in an existing system.
2885595	RAD-ISM-2400-SPL-2-SMA	2-way distributor for antenna signals (antenna splitter), connection SMA (female) on the two upper ends and SMA (male) on the lower end
2867856	RAD-ISM-2400-SPL-4-SMA	4-way distributor for antenna signals (antenna splitter), connection SMA (female) on the 4 upper ends and SMA (male) on the lower end

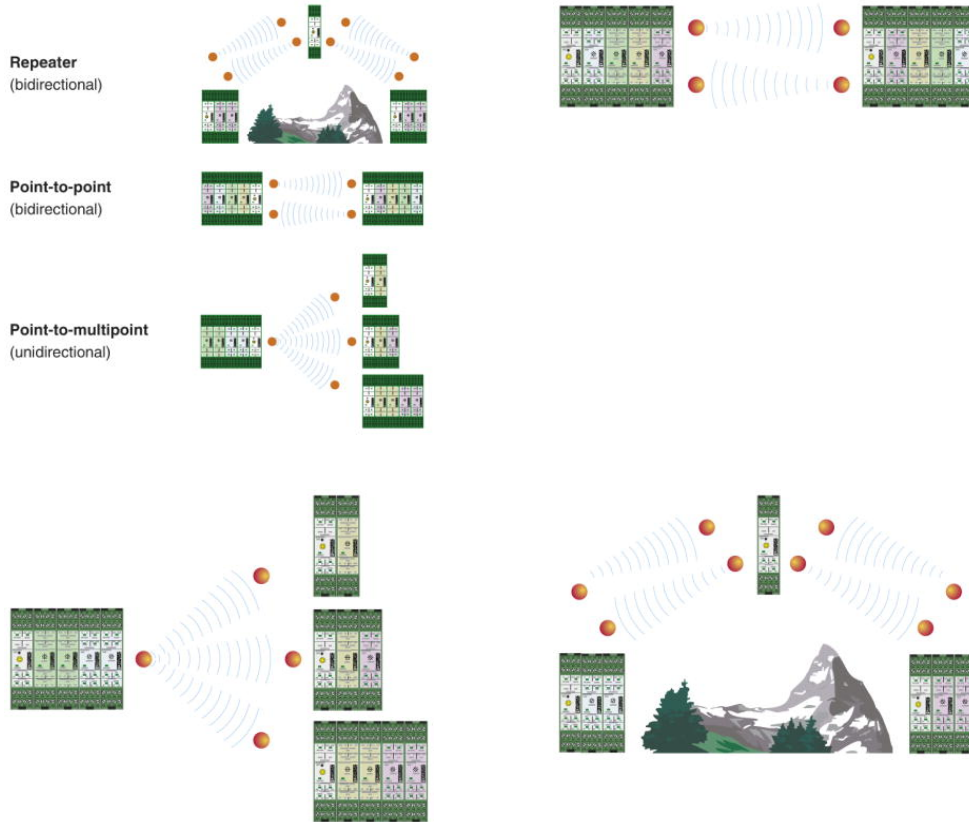
2885236	RAD-OUT-2D-CNT	Digital expansion module with 2 digital outputs for output of pulses and frequencies
2867128	RAD-OUT-4A-I	Analog extension module with 4 analog current outputs 4 mA ... 20mA
2867157	RAD-OUT-8D-REL	Digital extension module with 8 digital outputs
2885472	RAD-SOL-SET-24-100	24 V / 100 Wp solar system for worldwide use. Consisting of a solar panel, prewired control cabinet with charge controller, solar batteries, fuses, surge protection and assembly material (including mast clips).
2917722	RAD-SOL-SET-24-200	24 V / 200 Wp solar system for worldwide use. Consisting of a solar panel, prewired control cabinet with charge controller, solar battery, fuses, surge protection and assembly material (including mast clips).
2885812	RAD-TAPE-SV-25-10	Self-vulcanizing weather protection tape for external protection of adapters, antenna splitters, cable connections, etc.

Plug/Adapter

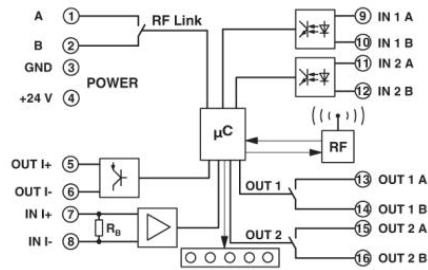
2867843	RAD-ADP-N/F-N/F	Adapter, N (female) -> N (female); insertion attenuation < 0.3 dB at 2.4 GHz
2917036	RAD-ADP-N/M-SMA/F	Adapter, N (male) -> SMA (female); insertion attenuation < 0.3 dB at 2.4 GHz
2867681	RAD-PIG-EF316-MCX-N	Adapter cable, pigtail 50 cm MCX (male) -> N (male), insertion attenuation 1.5 dB@2.4 GHz; impedance 50 Ω;
2867678	RAD-PIG-EF316-MCX-SMA	Adapter cable, pigtail 100 cm MCX (male) -> SMA (male), insertion attenuation 1.5 dB at 2.4 GHz; impedance 50 ohms;
2867704	RAD-PIG-EF316-N-N	Adapter cable, pigtail 50 cm N (male) -> N (female), insertion attenuation 1.5 dB@2.4 GHz; impedance 50 Ω;
2867694	RAD-PIG-EF316-N-SMA	Adapter cable, pigtail 30 cm N (female) -> SMA (male), insertion attenuation 1.5 dB at 2.4 GHz; impedance 50 ohms;
2885618	RAD-PIG-EF316-SMA-SMA	Adapter cable, pigtail 50 cm SMA (male) -> SMA (male), insertion attenuation 1.5 dB at 2.4 GHz; impedance 50 ohms;

Diagrams/Drawings

Application drawing



Block diagram



Address

PHOENIX CONTACT Inc., USA
586 Fulling Mill Road
Middletown, PA 17057, USA
Phone (800) 888-7388
Fax (717) 944-1625
<http://www.phoenixcon.com>



© 2011 Phoenix Contact
Technical modifications reserved;