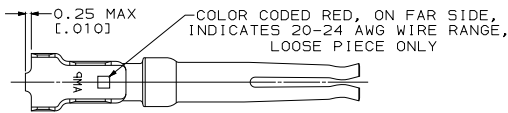
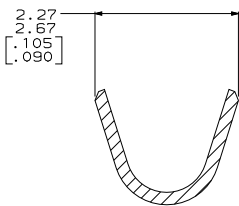
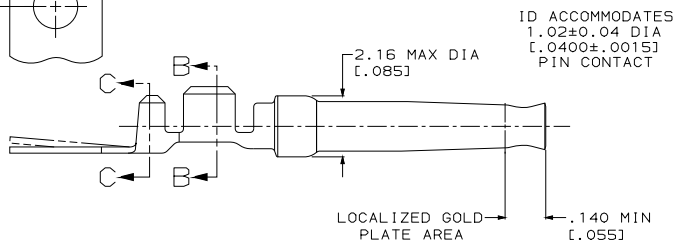
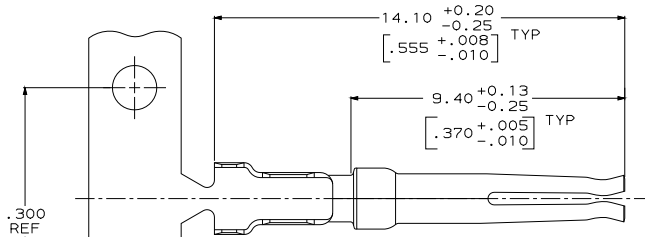


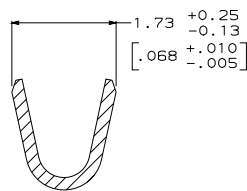
REV	DATE	DESCRIPTION	BY	CHK	APP
00					
01		REVISED PER EC 0513-0625-04	AJ		



DETAIL Z
SCALE 8:1



SECTION C-C
SCALE 20:1
INSULATION BARREL



SECTION B-B
SCALE 20:1
WIRE BARREL

- 1. FOR MINI-APPLICATOR AND STRIPPER CRIMPER.
- 2. FOR HAND TOOL USE ONLY.
- 3. FOR STANDARD APPLICATOR PART #566171 ONLY.
- 4. WIRE RANGE OF 20-24 AWG. INSULATION RANGE OF 1.27/1.52 [0.050-.060].
- 5. GOLD PLATING MAY NOT APPEAR ON CARRIER STRIP.
- 6. GOLD PLATING PER MIL-G-45204, NICKEL PLATING PER QQ-N-290, TIN PLATING PER MIL-T-10727, COPPER PLATING PER MIL-C-14550.
- 7. PLATED WITH 1.27μm [0.00050] GOLD OVER 1.27μm [0.00050] NICKEL.
- 8. PLATED WITH 0.76μm [0.00030] GOLD IN LOCALIZED GOLD PLATE AREA, GOLD FLASH ON REMAINDER, OVER 1.27μm [0.00050] NICKEL.
- 9. PLATED WITH GOLD FLASH OVER 0.76μm [0.00030] NICKEL.
- 10. PLATED WITH 2.54μm - 5.08μm [0.00100 - .00200] TIN.
- 11. PLATED WITH 0.38μm [0.00015] GOLD IN LOCALIZED GOLD PLATE AREA, GOLD FLASH ON REMAINDER, OVER 1.27μm [0.00050] NICKEL.
- 12. PLATED WITH GOLD FLASH IN LOCALIZED GOLD PLATE AREA, 2.54μm [0.00100] TIN PLATED WIRE BARRELS, OVER 0.76μm [0.00030] NICKEL.
- 13. PLATED WITH 0.76μm [0.00030] GOLD IN LOCALIZED GOLD PLATE AREA, TIN PLATED WIRE BARRELS, OVER 1.27μm [0.00050] NICKEL.
- 14. AMP ITALY PART NUMBER ONLY.
- 15. PLATED WITH 1.27μm [0.00050] GOLD IN LOCALIZED GOLD PLATE AREA, GOLD FLASH ON REMAINDER, OVER 1.27μm [0.00050] NICKEL.
- 16. PLATED WITH GOLD FLASH IN LOCALIZED GOLD PLATE AREA, 0.76μm [0.00030] MIN TIN PLATED WIRE BARRELS, OVER 0.76μm [0.00030] MIN NICKEL.

PACKAGING TYPE	FINISH	USE	LOOSE PIECE	PART NUMBER
		△		7-66504-4
OBSOLETE	SPECIAL	△		7-66504-3
	STANDARD	△		7-66504-2
OBSOLETE	STANDARD	△		7-66504-1
	SMALL PACK	△	SEE DETAIL Z	7-66504-0
	STANDARD	△		6-66504-8
	STANDARD	△	SEE DETAIL Z	6-66504-0
	STANDARD	△		5-66504-9
	STANDARD	△	SEE DETAIL Z	5-66504-7
	STANDARD	△		5-66504-6
OBSOLETE	STANDARD	△		1-66504-4
	STANDARD	△		1-66504-2
	STANDARD	△	SEE DETAIL Z	1-66504-0
	STANDARD	△	SEE DETAIL Z	66504-9
	STANDARD	△	SEE DETAIL Z	66504-8
	STANDARD	△		66504-4
	STANDARD	△		66504-3
	STANDARD	△		66504-2

THIS DRAWING IS A CONTROLLED DOCUMENT. (P) (S) (C) (U) (E) (R) (N) (I) (T) (A) (S) (S) (I) (P) (L) (Y) (E) (D) (O) (N) (L) (Y)

AMP Incorporated
 Harrisburg, PA 17105-3606

SOCKET CONTACT, SIZE 20 DF,
 20-24 AWG, AMPLIMITE

SIZE: 100779 (C) = 66504

PHOSPHOR BRONZE PER QQ-B-750