



REL-SG 24/F104

Order No.: 2960135




<http://eshop.phoenixcontact.de/phoenix/treeViewClick.do?UID=2960135>

KAMMRELAIS®, contact F 104, size 2, heavy-duty contact, 2 PDTs, input voltage 24 V DC

Commercial data	
GTIN (EAN)	
Note	Made-to-order
sales group	G081
Pack	10 pcs.
Customs tariff	85364190
Catalog page information	Page 103 (IF-2002)

Product notes

WEEE/RoHS-compliant since: 07/25/2006



<http://www.download.phoenixcontact.com>
 Please note that the data given here has been taken from the online catalog. For comprehensive information and data, please refer to the user documentation. The General Terms and Conditions of Use apply to Internet downloads.

Technical data	
Coil side	
Nominal input voltage U_N	24 V DC
Input voltage range in reference to U_N	0.8 ... 1.1

Typical response time	8 ms
Typical release time	3 ms
Coil resistance	890 \pm 89

Contact side

Contact type	Single contact
Contact material	Silver (Ag), gold-flashed
Maximum switching voltage	250 V AC/DC
Maximum inrush current	5 A
Limiting continuous current	5 A
Interrupting rating (ohmic load) max.	120 W (at 24 V DC) 60 W (for 48 V DC) 50 W (for 60 V DC) 70 W (for 110 V DC) 70 W (for 250 V DC) 500 VA (for 250 V AC)

General data

Test voltage relay winding/relay contact	1 kV AC (50 Hz, 1 min.)
Test voltage PDT/PDT	1 kV AC (50 Hz, 1 min.)
Ambient temperature (operation)	-40 °C ... 70 °C
Ambient temperature (storage/transport)	-40 °C ... 70 °C
Mechanical service life	Approx. 10 ⁷ cycles

Certificates / Approvals

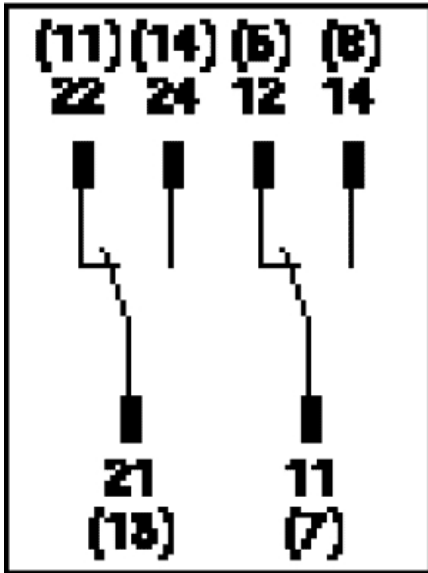


Certification

GOST

Diagrams/Drawings

Circuit diagram



Address

PHOENIX CONTACT Deutschland GmbH
Flachsmarktstr. 8
32825 Blomberg, Germany
Phone +49 5235 3 12000
Fax +49 5235 3 41200
<http://www.phoenixcontact.de>



© 2011 Phoenix Contact
Technical modifications reserved;