

REL-IR/LDP- 12DC/2X21

Order No.: 2834012


The figure shows version: REL-IR/LDP- 24DC/2X21



<http://eshop.phoenixcontact.de/phoenix/treeViewClick.do?UID=2834012>

Pluggable industrial relays with power contacts, 2 PDT, test button, status LED, free-wheeling diode, mechanical switch position indicator, polarity **A1+**, **A2-**, input voltage 12 V DC

Commercial data

GTIN (EAN)	 4 017918 941611
sales group	G082
Pack	10 pcs.
Customs tariff	85364190
Catalog page information	Page 60 (IF-2009)

Product notes

WEEE/RoHS-compliant since:
08/06/2008



<http://www.download.phoenixcontact.com>
Please note that the data given here has been taken from the online catalog. For comprehensive information and data, please refer to the user documentation. The General Terms and Conditions of Use apply to Internet downloads.

Technical data

Coil side

Nominal input voltage U_N	12 V DC
Input voltage range in reference to U_N	(refer to the diagram)
Nominal input current at U_{IN}	75 mA
Typical response time	13 ms

Typical release time	5 ms
Coil resistance	160 Ω +/-15% (at 20°C)

Contact side

Contact type	Single contact, 2-PDT
Contact material	Ag
Maximum switching voltage	250 V AC/DC
Minimum switching voltage	5 V
Maximum inrush current	20 A (15 ms)
Min. switching current	1 mA
Limiting continuous current	10 A
Interrupting rating (ohmic load) max.	2500 VA (for 250 V AC)

General data

Width	21.5 mm
Height	28 mm
Depth	36 mm
Test voltage relay winding/relay contact	2 kV AC (50 Hz, 1 min.)
Test voltage relay contact/relay contact	2 kV AC (50 Hz, 1 min.)
Ambient temperature (operation)	-55 °C ... 70 °C
Ambient temperature (storage/transport)	-55 °C ... 70 °C
Operating mode	100% operating factor
Mechanical service life	5 x 10 ⁷ cycles
Standards/regulations	DIN EN 61810-1
	VDE 0435-201
	EN 50178
	IEC 62103
Pollution degree	2
Surge voltage category	II
Mounting position	Any
Assembly instructions	On relay base PR2

Connection data

Type of connection	Plug / solder connection
--------------------	--------------------------

Certificates / Approvals

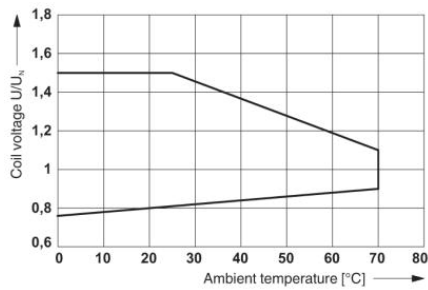


Certification

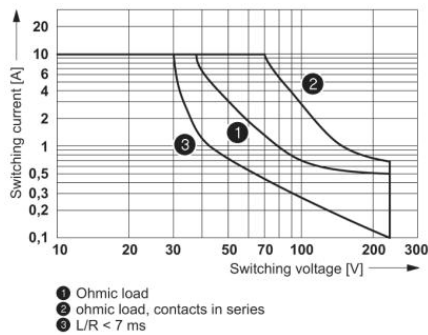
CUL Listed, UL Listed, VDE-PZI

Diagrams/Drawings

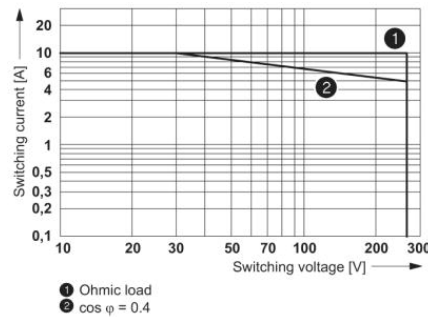
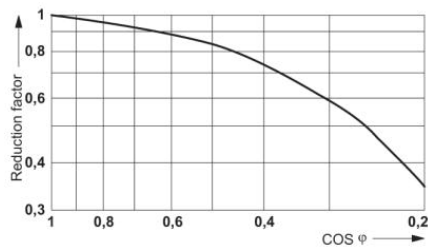
Diagram



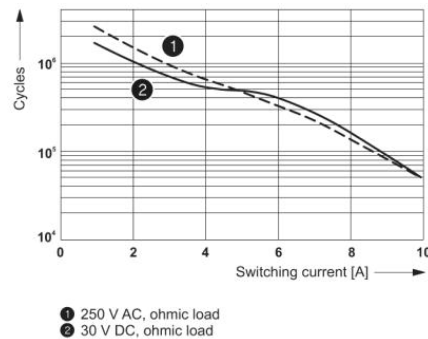
Operating voltage range



DC interrupting rating



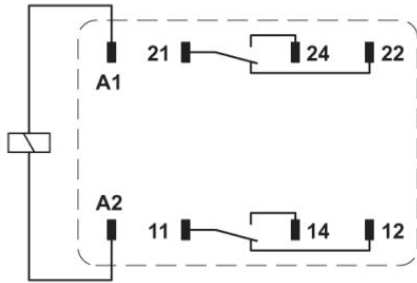
AC interrupting rating



Electrical service life

Service life reduction factor

Circuit diagram



Shown without LED and damping diode.
Contacts 21, 22, 24 are led onto relay socket connections 41, 42, 44.

Address

PHOENIX CONTACT Deutschland GmbH
Flachsmarktstr. 8
32825 Blomberg, Germany
Phone +49 5235 3 12000
Fax +49 5235 3 41200
<http://www.phoenixcontact.de>



© 2011 Phoenix Contact
Technical modifications reserved;