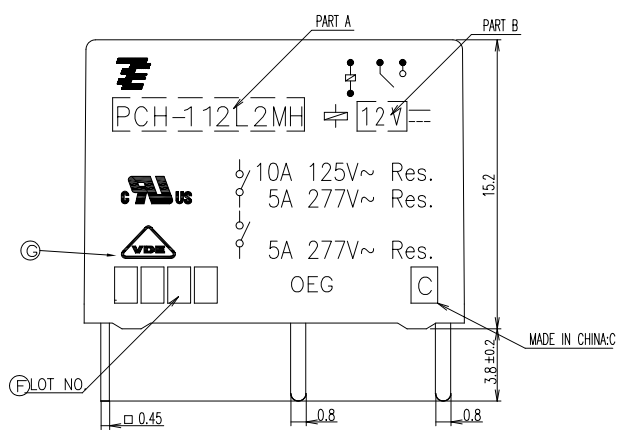
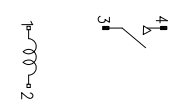


THIS DRAWING IS UNPUBLISHED. RELEASED FOR PUBLICATION
 © COPYRIGHT BY TYCO ELECTRONICS CORPORATION. ALL INTERNATIONAL RIGHTS RESERVED.

LOC	DIST	REVISIONS			
P	LTR	DESCRIPTION	DATE	DWN	APVD
		F CHANGE TE LOGO&DATE CODE	ECO-08-020482	21-JUL-08	HYS YBH
		G ADD "VDE" RATING	ECO-09-014074	23-JUL-09	HYS YBH
		H UPDATE DRAWING	ECO-09-021062	22-DEC-09	HYS YBH



CONNECTION DIAGRAM (BOTTOM VIEW)



DRILLING DIAGRAM (BOTTOM VIEW)

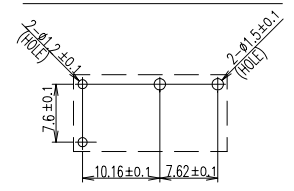


Diagram dimension	Tolerance
0.99mm max.	±0.1mm
1 - 2.99mm	±0.2mm
3mm min.	±0.3mm

NOTES:
 1. TERMINAL DIMENSIONS BEFORE SOLDER DIP
 2. LAST SUFFIX NON : WASHABLE TYPE
 3. LOT NO SYSTEM AS FOLLOWING

THIS DRAWING IS A CONTROLLED DOCUMENT.		DWN	H.SASAKI		Tyco Electronics Corporation ShenZhen,China	
DIMENSIONS: mm		CHK	N.FUNAYAMA		NAME	
TOLERANCES UNLESS OTHERWISE SPECIFIED:		APVD	A.NAGAL		PRODUCT SPEC	
0 PLC ± -		SEE PRODUCT SPEC		PCH-L2M CUSTOMER DRAWING		
1 PLC ± -		APPLICATION SPEC		RESTRICTED TO		
2 PLC ± -		SIZE	CAGE CODE	DRAWING NO	-	
3 PLC ± -		WEIGHT	A3	00779	C=1461352	
4 PLC ± -		CUSTOMER DRAWING		SCALE	5:1	SHEET 1 of 2
ANGLES ± -				REV	H	
FINISH -						

4

3

2

1



THIS DRAWING IS UNPUBLISHED. RELEASED FOR PUBLICATION
 © COPYRIGHT - BY TYCO ELECTRONICS CORPORATION. ALL INTERNATIONAL RIGHTS RESERVED.

LOC	DIST	REVISIONS			
P	LTR	DESCRIPTION	DATE	DWN	APVD
-	-	SEE SHEET 1	-	-	-

TE PART NO	DESCRIPTION	PRODUCT SPEC	PART B	PART A	TYPE
1461352-6	PCH-124L2M,000	108-79663	24V	PCH-124L2M	f
1461352-5	PCH-112L2M,000	108-79662	12V	PCH-112L2M	e
1461352-4	PCH-109L2M,000	108-79661	9V	PCH-109L2M	d
1461352-3	PCH-106L2M,000	108-79660	6V	PCH-106L2M	c
1461352-2	PCH-105L2M,000	108-79659	5V	PCH-105L2M	b
1461352-1	PCH-103L2M,000	108-79658	3V	PCH-103L2M	a

RELAY TYPE

CLASS E	EPOXY RESIN	SEAL	ITEM
	UEW	MAGNETIC WIRE	14
	SOLDER DIP	COIL TERMINAL	13
		Ag ALLOY STATIONARY CONTACT	12
		Ag ALLOY MOVABLE CONTACT	11
		Cu ALLOY HINGE SPRING	10
	SOLDER DIP	NO TERMINAL	9
	SOLDER DIP	MOVABLE SPRING	8
UL 94V-0	PA NYLON	CARD	7
UL 94V-0	PBT	CASE	6
UL 94HB	PA NYLON	BOBBIN	5
UL 94V-0	PBT	BASE	4
	Ni PLATED	STEEL CORE	3
	CuNi PLATED	STEEL ARMATURE	2
	CuNi PLATED	STEEL YOKE	1

THIS DRAWING IS A CONTROLLED DOCUMENT.		DWN	H.SASAKI		 Tyco Electronics Corporation ShenZhen,China
DIMENSIONS: mm		CHK	N.FUNAYAMA		
TOLERANCES UNLESS OTHERWISE SPECIFIED: 0 PLC ± - 1 PLC ± - 2 PLC ± - 3 PLC ± - 4 PLC ± - ANGLES ± -		APVD	A.NAGAL		NAME
		PRODUCT SPEC		SEE PRODUCT SPEC PCH-L2M CUSTOMER DRAWING	
MATERIAL		APPLICATION SPEC		SIZE	RESTRICTED TO
FINISH		WEIGHT		A3 00779	DRAWING NO
		CUSTOMER DRAWING		C=1461352	
		SCALE		5:1	SHEET 2 of 2
				REV	H