

4


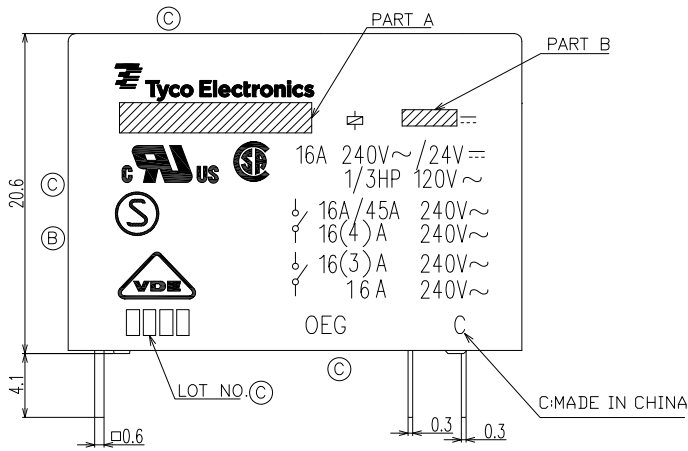
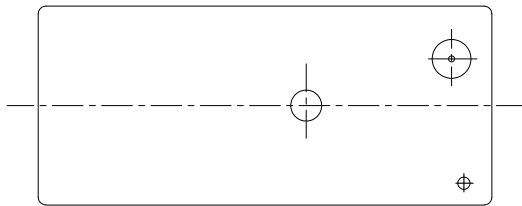
3

2

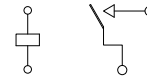
1

THIS DRAWING IS UNPUBLISHED. RELEASED FOR PUBLICATION
 © COPYRIGHT - By - ALL RIGHTS RESERVED.

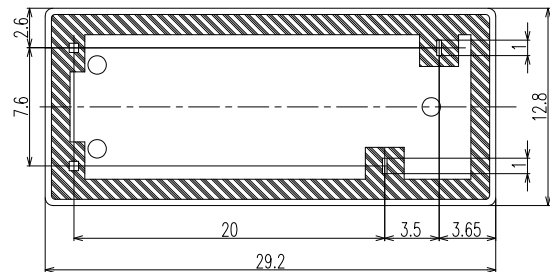
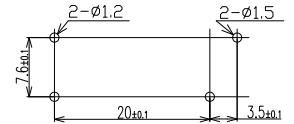
LOC		DIST		REVISIONS			
P	LTR	DESCRIPTION		DATE	DWN	APVD	
C1		REVISED PER ECO-11-005140		04MAY11	RK	HMR	



CONNECTION DIAGRAM
(BOTTOM VIEW)



DRILLING DIAGRAM(2/1)
(BOTTOM VIEW)



THIS DRAWING IS A CONTROLLED DOCUMENT.		DWN	-		TE Connectivity OMIH CUSTOMER DRAWING			
DIMENSIONS: mm		CHK	Y. Xiao					
TOLERANCES UNLESS OTHERWISE SPECIFIED:		APVD	N. Funayama					
0 PLC ± - 1 PLC ± - 2 PLC ± - 3 PLC ± - 4 PLC ± - ANGLES ± -		NAME	CH.HSU					
MATERIAL		PRODUCT SPEC	-		SIZE	CAGE CODE	DRAWING NO	RESTRICTED TO
FINISH		APPLICATION SPEC	-		A3	00779	1-1461373-8	-
		WEIGHT	-		CUSTOMER DRAWING		SCALE	SHEET
							4:1	1 of 2
								REV
								C1

4

3

2

1

THIS DRAWING IS UNPUBLISHED. RELEASED FOR PUBLICATION
 © COPYRIGHT - By - ALL RIGHTS RESERVED.

LOC	DIST	REVISIONS				
P	LTR	DESCRIPTION	DATE	DWN	APVD	
-	-	SEE SHEET 1	-	-	-	

NOTES:
 1. LOT NO. SYSTEM AS FOLLOWING:

0 8 2 5
 WEEK
 YEAR

2. GENERAL TOLERANCE AS FOLLOWING:

TOLERANCE	
0~0.99mm	±0.1
1mm~2.99mm	±0.2
3mm MIN.	±0.3


3. TERMINAL DIMENSION IS NOT INCLUDING SOLDER TIP.

OMIH-SH-105LM	5-1440009-4	OMIH-SH-105LM	5V
OMIH-SH-148LM	0-1461373-4	OMIH-SH-148LM	48V
OMIH-SH-148DM	2-1461373-0	OMIH-SH-148DM	48V
OMIH-SH-124LM	1461373-3 (B)	OMIH-SH-124LM	24V
OMIH-SH-124DM	1-1461373-9	OMIH-SH-124DM	24V
OMIH-SH-118LM	1461373-2	OMIH-SH-118LM	18V
OMIH-SH-112LM	7-1440000-1	OMIH-SH-112LM	12V
OMIH-SH-112DM	1-1461373-8	OMIH-SH-112DM	12V
OMIH-SH-109LM	6-1440000-8	OMIH-SH-109LM	9V
OMIH-SH-109DM	1-1461373-7	OMIH-SH-109DM	9V
OMIH-SH-106LM	0-1461373-1	OMIH-SH-106LM	6V
OMIH-SH-106DM	1-1461373-6	OMIH-SH-106DM	6V
OMIH-SH-105LM	6-1440000-7	OMIH-SH-105LM	5V
OMIH-SH-105DM	1-1461373-5(A)	OMIH-SH-105DM	5V
DESCRIPTION	PART NAME	PART A	PART B

RELAY TYPE

		UV RESIN	UV SEAL	16
		EPOXY RESIN	SEAL	15
UL94 V-0		PBT	CASE	14
CLASS E		UEW	MAGNETIC WIRE	13
UL94 V-0		PET	BASE	12
UL94 V-0		PBT	BOBBIN	11
	SOLDER DIP	CP WIRE	COIL TERMINAL	10
UL94 V-0		PPS	CARD	9
		Ag ALLOY	MOVABLE CONTACT	8
		Ag ALLOY	STATIONARY CONTACT	7
		Cu ALLOY	HINGE SPRING	6
	SOLDER DIP	Cu ALLOY	STATIONARY TERMINAL	5
	SOLDER DIP	Cu ALLOY	MOVABLE SPRING	4
		STEEL	CORE	3
		STEEL	ARMATURE	2
		STEEL	YOKE	1
INCOMBUSTIBILITY	TREATMENT	MATERIAL	DESCRIPTION	ITEM

THIS DRAWING IS A CONTROLLED DOCUMENT.

DIMENSIONS: mm	TOLERANCES UNLESS OTHERWISE SPECIFIED: 0 PLC ± - 1 PLC ± - 2 PLC ± - 3 PLC ± - 4 PLC ± - ANGLES ± -	DWN Y. Xiao CHK N. Funayama APVD CH. HSU	 TE Connectivity NAME OMIH CUSTOMER DRAWING	
MATERIAL	FINISH	PRODUCT SPEC	SIZE A3	CAGE CODE 00779
		APPLICATION SPEC	DRAWING NO C-1-1461373-8	RESTRICTED TO
		WEIGHT	CUSTOMER DRAWING	SCALE 4:1 SHEET 2 of 2 REV C1