

4


3

2

1

THIS DRAWING IS UNPUBLISHED. RELEASED FOR PUBLICATION
 © COPYRIGHT - By - ALL RIGHTS RESERVED.

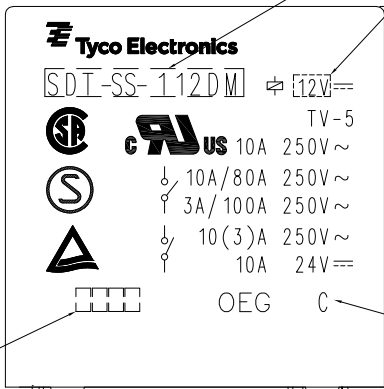
LOC	DIST	REVISIONS			
P	LTR	DESCRIPTION	DATE	DWN	APVD
HB	-				
C2		REVISED PER ECO-11-005140	29MAR11	RK	HMR



VENT HOLE

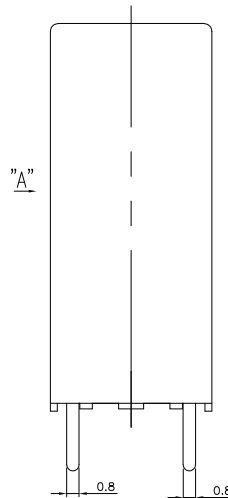

PART A

PART B

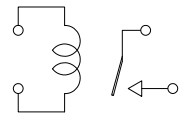


LOT NO.

C:MADE IN CHINA



CONNECTION DIAGRAM



DRILLING DIAGRAM(BOTTOM VIEW)

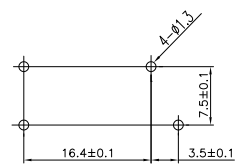
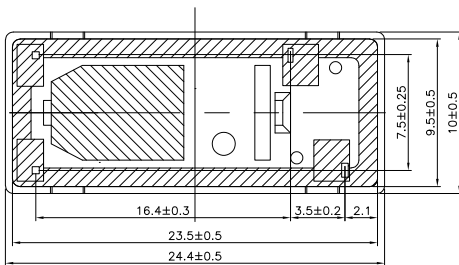


Diagram dimension	Tolerance
max. 1mm	±0.1mm
1 - 3mm	±0.2mm
min. 3mm	±0.3mm



THIS DRAWING IS A CONTROLLED DOCUMENT.

DIMENSIONS:	TOLERANCES UNLESS OTHERWISE SPECIFIED:
mm	
0 PLC	± -
1 PLC	± -
2 PLC	± -
3 PLC	± -
4 PLC	± -
ANGLES	± -
MATERIAL	FINISH
-	-

DWN H.SASAKI	TE Connectivity	
CHK K.OKADO	NAME	
APVD A.NAGAI	SDT-SS-DM,000(STANDARD) CUSTOMER DRAWING	
PRODUCT SPEC	SIZE A3	CAGE CODE 00779
APPLICATION SPEC	DRAWING NO 1461481	RESTRICTED TO
WEIGHT	SCALE 4:1	SHEET 1 of 2
CUSTOMER DRAWING	REV C2	

4

3

2

1

THIS DRAWING IS UNPUBLISHED. RELEASED FOR PUBLICATION
 © COPYRIGHT - By - ALL RIGHTS RESERVED.

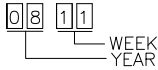
LOC	DIST	REVISIONS				
P	LTR	DESCRIPTION	DATE	DWN	APVD	
-	-	SEE SHEET 1	-	-	-	

1440003-2	SDT-SS-103DM	107-84016 (C)	3V	SDT-SS-103DM	h
3-1419126-2	SDT-SS-148DM	107-84016 (C)	48V	SDT-SS-148DM	g
2-1419126-5	SDT-SS-124DM	107-84016 (C)	24V	SDT-SS-124DM	f
1461481-1	SDT-SS-112DM	107-84016 (C)	12V	SDT-SS-112DM	e
1-1419126-8	SDT-SS-112DM	107-84016 (C)	12V	SDT-SS-112DM	d
1-1419126-5	SDT-SS-109DM	107-84016 (C)	9V	SDT-SS-109DM	c
1-1419126-4	SDT-SS-106DM	107-84016 (C)	6V	SDT-SS-106DM	b
1-1419126-2	SDT-SS-105DM	107-84016 (C)	5V	SDT-SS-105DM	a
PART NO	DESCRIPTION	PACKING SPEC	PART B	PART A	TYPE

RELAY TYPE

EPOXY RESIN	RESIN (CASE)	12
UEW	MAGNETIC WIRE	11
PBT	CASE	10
Cu ALLOY	HINGE SPRING	9
Cu ALLOY	COIL TERMINAL	8
Cu ALLOY	M TERMINAL	7
Cu ALLOY	MOVABLE SPRING	6
PBT	BOBBIN	5
PPS	CARD	4
STEEL	CORE	3
STEEL	ARMATURE	2
STEEL	YOKE	1
MATERIAL	DESCRIPTION	ITEM

- NOTES:
 1. TERMINAL DIMENSIONS BEFORE SOLDER DIP
 2. LOT NO. SYSTEM AS FOLLOWING:



THIS DRAWING IS A CONTROLLED DOCUMENT.		DWN H.SASAKI			
DIMENSIONS: mm		CHK K.OKADO			
		APVD A.NAGAI	NAME		
TOLERANCES UNLESS OTHERWISE SPECIFIED: 0 PLC ± - 1 PLC ± - 2 PLC ± - 3 PLC ± - 4 PLC ± - ANGLES ± -		PRODUCT SPEC	SDT-SS-DM,000(STANDARD) CUSTOMER DRAWING		
MATERIAL		APPLICATION SPEC	SIZE A.3	CAGE CODE 00779	DRAWING NO C-1461481
FINISH		WEIGHT	RESTRICTED TO		
		CUSTOMER DRAWING	SCALE 4:1	SHEET 2 of 2	REV C2