



Micro Commercial Components

Micro Commercial Components
20736 Marilla Street Chatsworth
CA 91311
Phone: (818) 701-4933
Fax: (818) 701-4939

GBJ25005 THRU GBJ2512

25 Amp Glass Passivated Bridge Rectifier 50 to 1200 Volts

Features

- Lead Free Finish/RoHS Compliant (NOTE 1)("P" Suffix designates RoHS Compliant. See ordering information)
- Ideal for printed circuit board
- Low forward voltage drop, high current capability.
- Case Material: Molded Plastic. UL Flammability Classification Rating 94V-0 and MSL Rating 1

Maximum Ratings

- Operating Temperature: -55°C to +150°C
- Storage Temperature: -55°C to +150°C
- UL Recognized File # E165989

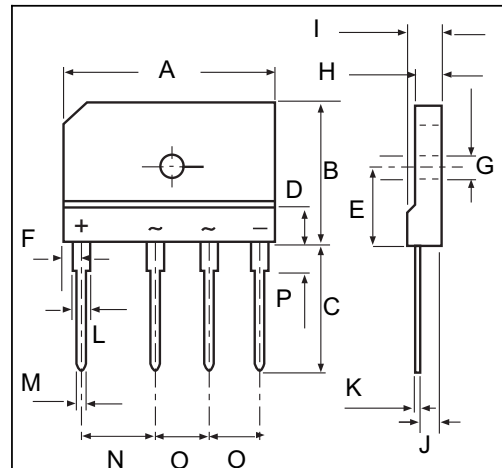
MCC Catalog Number	Device Marking	Maximum Recurrent Peak Reverse Voltage	Maximum RMS Voltage	Maximum DC Blocking Voltage
GBJ25005	GBJ25005	50V	35V	50V
GBJ2501	GBJ2501	100V	70V	100V
GBJ2502	GBJ2502	200V	140V	200V
GBJ2504	GBJ2504	400V	280V	400V
GBJ2506	GBJ2506	600V	420V	600V
GBJ2508	GBJ2508	800V	560V	800V
GBJ2510	GBJ2510	1000V	700V	1000V
GBJ2512	GBJ2512	1200V	840V	1200V

Electrical Characteristics @ 25°C Unless Otherwise Specified

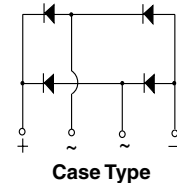
Average Forward Current	$I_{F(AV)}$	25 A	$T_c = 100^\circ\text{C}$
Peak Forward Surge Current	I_{FSM}	350A	8.3ms, half sine
Maximum Instantaneous Forward Voltage	V_F	1.05V	$I_{FM} = 12.5\text{ A}$ $T_J = 25^\circ\text{C}$
Maximum DC Reverse Current At Rated DC Blocking Voltage	I_R	10 μA 500 μA	$T_J = 25^\circ\text{C}$ $T_J = 125^\circ\text{C}$
Typical thermal resistance	$R_{\theta JC}$	0.6°C/W	
Typical Junction Capacitance	C_J	85 pF	Measured at 1.0MHz, $V_R = 4.0\text{V}$

Notes: 1. High Temperature Solder Exemption Applied, see EU Directive Annex Notes 7

GBJ



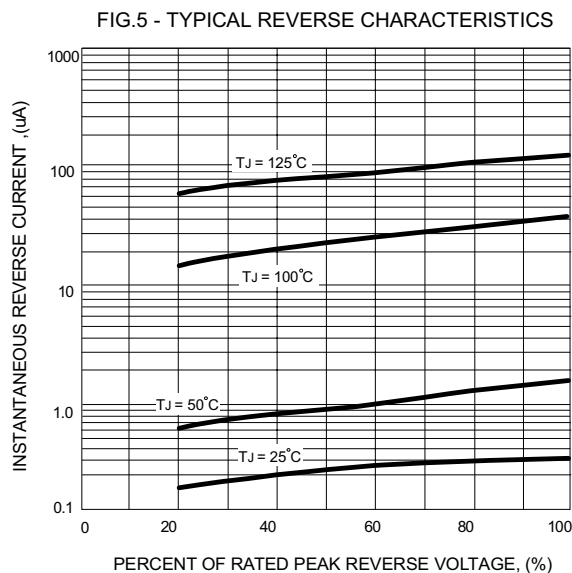
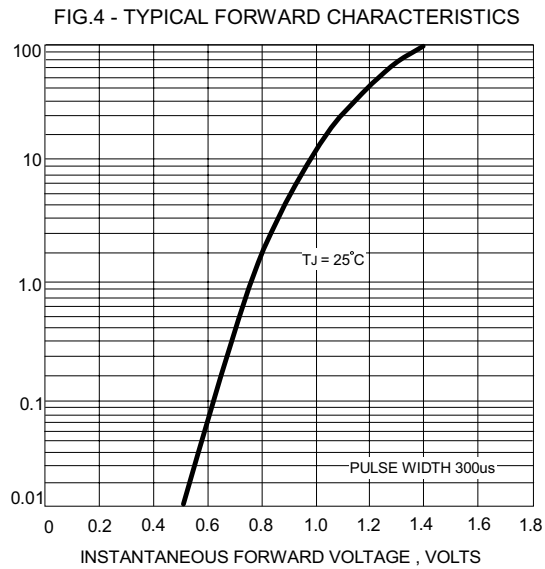
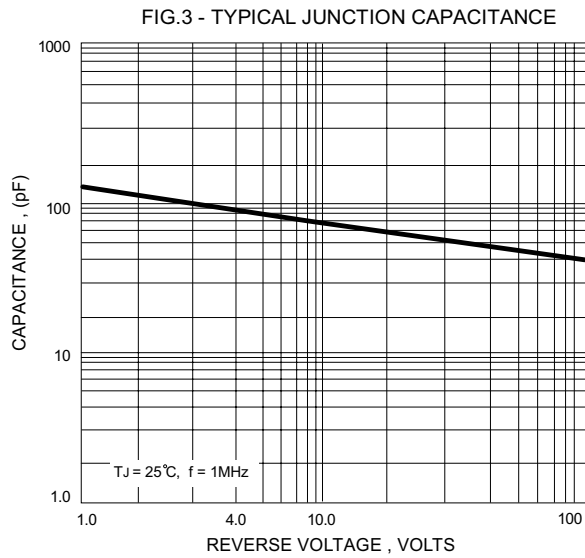
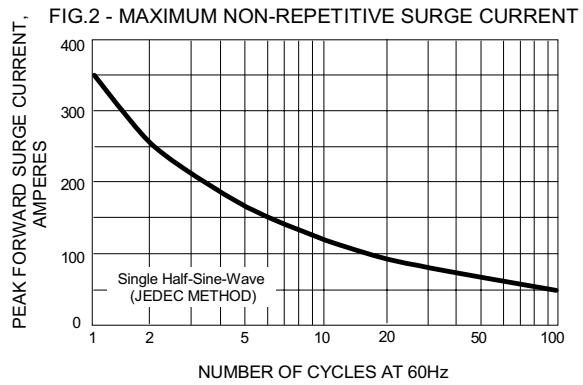
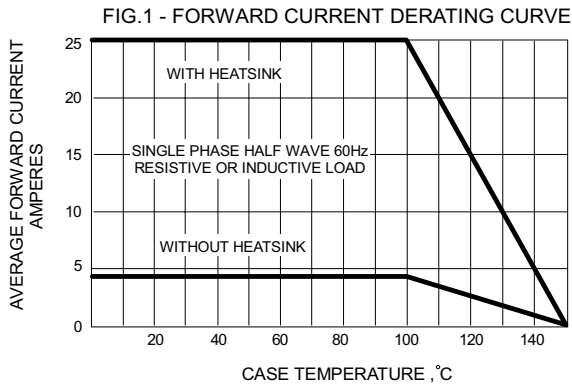
DIM	DIMENSIONS				NOTE
	INCHES		MM		
A	1.170	1.190	29.70	30.30	
B	.780	.800	19.70	20.30	
C	.670	.710	17.00	18.00	
D	.019	.019	4.70	4.90	
E	.430	.440	10.80	11.20	
F	.090	.110	2.30	2.70	
G	.120	.130	3.10	3.40	
H	.130	.150	3.40	3.80	
I	.170	.190	4.40	4.80	
J	.100	.110	2.50	2.90	
K	.020	.030	0.60	0.80	
L	.080	.090	2.00	2.40	
M	.040	.040	0.90	1.10	
N	.390	.400	9.80	10.20	
O	.290	.300	7.30	7.70	
P	.150	.170	3.80	4.20	



Case Type

www.mccsemi.com

RATING AND CHARACTERISTIC CURVES
GBJ25005 thru GBJ2512





Micro Commercial Components

Ordering Information

Device	Packing
(Part Number)-BP	Bulk; 15pcs/Tube

IMPORTANT NOTICE

Micro Commercial Components Corp. reserves the right to make changes without further notice to any product herein to make corrections, modifications, enhancements, improvements, or other changes. *Micro Commercial Components Corp.* does not assume any liability arising out of the application or use of any product described herein; neither does it convey any license under its patent rights, nor the rights of others. The user of products in such applications shall assume all risks of such use and will agree to hold *Micro Commercial Components Corp.* and all the companies whose products are represented on our website, harmless against all damages.

APPLICATIONS DISCLAIMER

Products offer by *Micro Commercial Components Corp.* are not intended for use in Medical, Aerospace or Military Applications.

www.mccsemi.com