


# 3M™ DIN C-Form Plug

.100" Standard Mount, Right Angle, Solder Tail Termination

DIN 41612 Series



- Multi-pin count socket for VME, VXI and Multibus II daughter cards
- Early mate late break (EMLB) grounding contacts for hot swapping
- Expanded pin counts
- Optional retention clips
- Mates with C-form and R-form sockets
- See Regulatory Information Appendix (RIA) for chemical compliance information

Date Modified: March 26, 2007

TS-1132-B  
Sheet 1 of 4

## Physical

### Insulation

Material: Glass Filled Polyester (PCT)  
Flammability: UL 94V-0  
Color: Gray or Black

### Contact

Material: Copper Alloy

### Plating

Underplating: 50  $\mu$ " [ 1.27  $\mu$ m ] Min. Nickel  
Wiping Area: (See Ordering Information)  
Termination Area: (See Ordering Information)

**Marking:** Part Number and Date Code

## Electrical

**Contact Resistance:** 20 m $\Omega$  Max.

**Current Rating:** 3.0 A @ 30°C T-rise above ambient

**Insulation Resistance:** 1 x 10<sup>3</sup> M $\Omega$  min. at 500 V<sub>DC</sub>

**Withstanding Voltage:** 1 x 10<sup>3</sup> V<sub>AC</sub> for 1 minute

## Environmental

**Temperature Rating:** -55°C to +125°C

**Process Temperature Rating:** 260°C per J-STD-020C

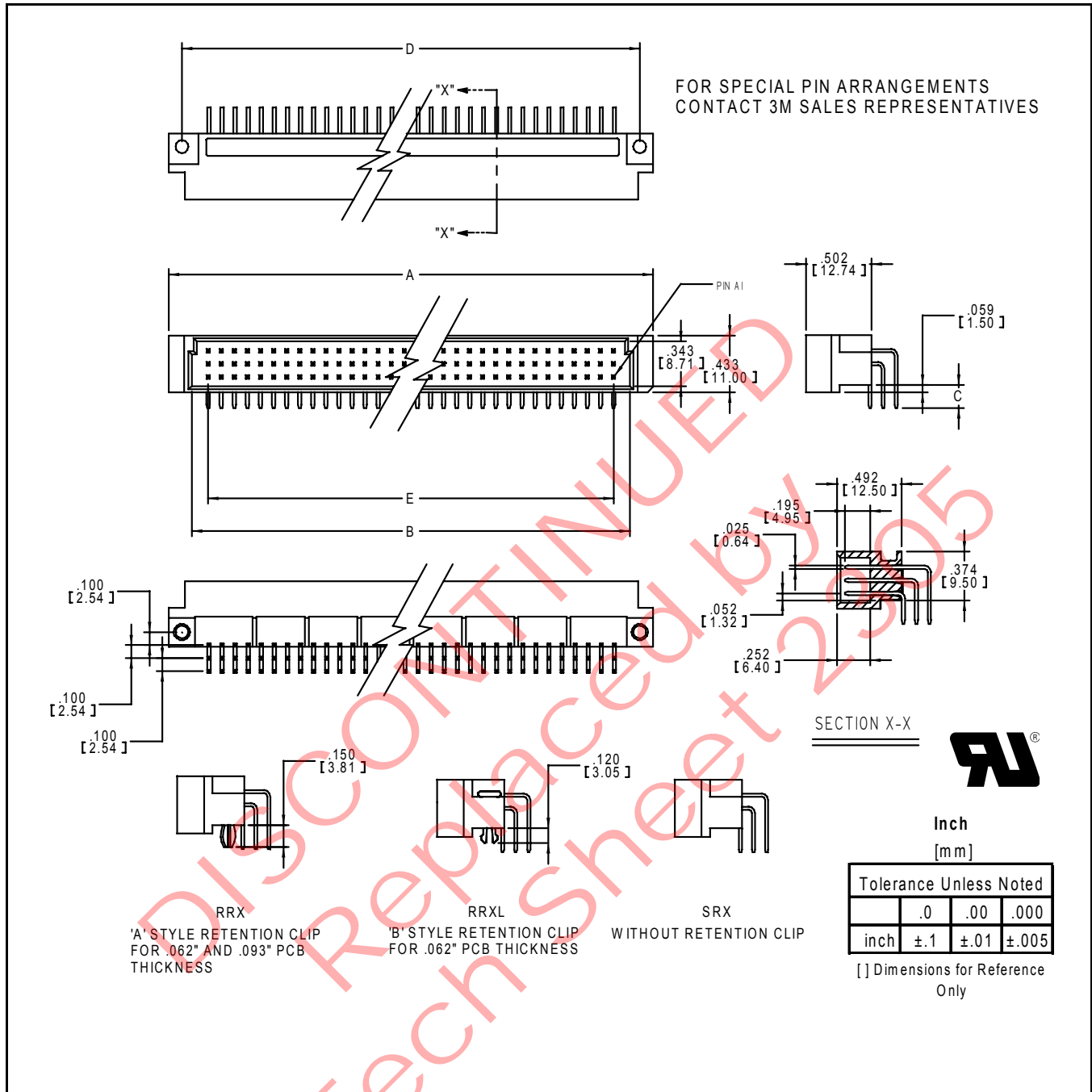
**Moisture Sensitivity Level:** 1 (per J-STD-020C)

UL File No.: E68080

# 3M™ DIN C-Form Plug

.100" Standard Mount, Right Angle, Solder Tail Termination

DIN 41612 Series



## Ordering Information

**DIN - XXX CP X - XXX - XXXX**

Contact Quantity  
See Table 1

Contact Loading Pattern:  
A = A Row only  
B = Rows A & C Filled  
C = Rows A, B, & C Filled  
D = Rows A & B Filled  
E = B Row only

Termination Options:  
See Table 2

Plating and Insulator Color Options:  
See Table 3

TS-1132-B  
Sheet 2 of 4

# 3M™ DIN C-Form Plug

.100" Standard Mount, Right Angle, Solder Tail Termination

DIN 41612 Series

Contact Quantity	Load Pattern	A	B	D	E
016	A	2.100 [53.34]	1.754 [44.55]	1.900 [48.26]	1.500 [38.10]
032	B	2.100 [53.34]	1.754 [44.55]	1.900 [48.26]	1.500 [38.10]
048	C	2.100 [53.34]	1.754 [44.55]	1.900 [48.26]	1.500 [38.10]
032	D	2.100 [53.34]	1.754 [44.55]	1.900 [48.26]	1.500 [38.10]
016	E	2.100 [53.34]	1.754 [44.55]	1.900 [48.26]	1.500 [38.10]
032	A	3.700 [93.98]	3.354 [85.19]	3.500 [88.90]	3.100 [78.74]
064	B	3.700 [93.98]	3.354 [85.19]	3.500 [88.90]	3.100 [78.74]
096	C	3.700 [93.98]	3.354 [85.19]	3.500 [88.90]	3.100 [78.74]
064	D	3.700 [93.98]	3.354 [85.19]	3.500 [88.90]	3.100 [78.74]
032	E	3.700 [93.98]	3.354 [85.19]	3.500 [88.90]	3.100 [78.74]
040	A	4.500 [114.30]	4.154 [105.51]	4.300 [109.22]	3.900 [99.06]
080	B	4.500 [114.30]	4.154 [105.51]	4.300 [109.22]	3.900 [99.06]
120	C	4.500 [114.30]	4.154 [105.51]	4.300 [109.22]	3.900 [99.06]
080	D	4.500 [114.30]	4.154 [105.51]	4.300 [109.22]	3.900 [99.06]
040	E	4.500 [114.30]	4.154 [105.51]	4.300 [109.22]	3.900 [99.06]
050	A	5.500 [139.70]	5.154 [130.91]	5.300 [134.62]	4.900 [124.46]
100	B	5.500 [139.70]	5.154 [130.91]	5.300 [134.62]	4.900 [124.46]
150	C	5.500 [139.70]	5.154 [130.91]	5.300 [134.62]	4.900 [124.46]
100	D	5.500 [139.70]	5.154 [130.91]	5.300 [134.62]	4.900 [124.46]
050	E	5.500 [139.70]	5.154 [130.91]	5.300 [134.62]	4.900 [124.46]

SOLDER TERMINATION OPTION No	DIM "C" in (mm)	Comments
SR1	0.114 (2.90)	No retention clips
SR2	0.180 (4.57)	No retention clips
RR1	0.114 (2.90)	With "A" style retention clips
RR2	0.180 (4.57)	With "A" style retention clips
RR1L	0.114 (2.90)	With "B" style retention clips
RR2L	0.180 (4.57)	With "B" style retention clips
PRESS-FIT TERMINATION OPTION No		
NA		

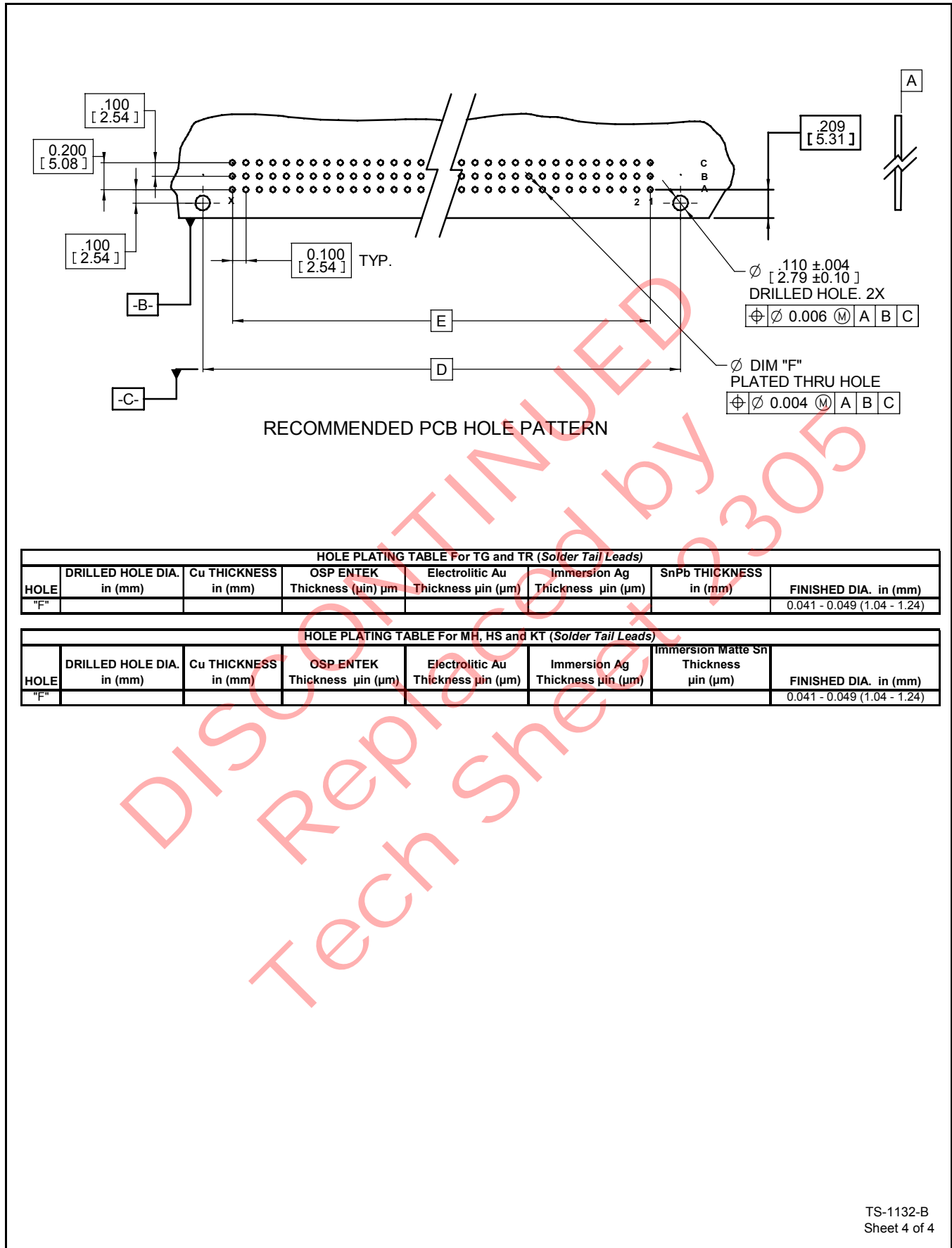
Plating Suffix	Plastic Color	Solder Tail Terminations	Plating Composition
TG30	Gray	(RIA E3 & C2 apply)	0.76 µm [30 µ"] Min. Au Contact Area 2.54 µm [100 µ"] Min. SnPb Tail Area 1.27 µm [50 µ"] Min. Ni all over
TR	Gray	(RIA E3 & C2 apply)	0.08 µm [3 µ"] Min. Au Contact Area 0.18 µm [7 µ"] Min. PdNi Contact Area 2.54 µm [100 µ"] Min. SnPb Tail Area 1.27 µm [50 µ"] Min. Ni all over
MH	Black	(RIA E1 & C1 apply)	0.76 µm [30 µ"] Min. Au Contact Area 5.08 µm [200 µ"] Min. Reflowed Matte Whisker Mitigating Sn Term. Area 1.27 µm [50 µ"] Min. Ni all over
HS	Black	(RIA E1 & C1 apply)	0.08 µm [3 µ"] Min. Au over 0.18 µm [7 µ"] Min. PdNi Contact Area 5.08 µm [200 µ"] Min. Reflowed Matte Whisker Mitigating Sn Term. Area 1.27 µm [50 µ"] Min. Ni all over
KT	Black	(RIA E1 & C1 apply)	0.25 µm [10 µ"] Min. Au Contact Area 5.08 µm [200 µ"] Min. Reflowed Matte Whisker Mitigating Sn Term. Area 1.27 µm [50 µ"] Min. Ni all over

TS-1132-B  
Sheet 3 of 4

# 3M™ DIN C-Form Plug

.100" Standard Mount, Right Angle, Solder Tail Termination

DIN 41612 Series



HOLE PLATING TABLE For TG and TR (Solder Tail Leads)							
HOLE	DRILLED HOLE DIA. in (mm)	Cu THICKNESS in (mm)	OSP ENTEK Thickness $\mu\text{in}$ ( $\mu\text{m}$ )	Electrolytic Au Thickness $\mu\text{in}$ ( $\mu\text{m}$ )	Immersion Ag Thickness $\mu\text{in}$ ( $\mu\text{m}$ )	SnPb THICKNESS in (mm)	FINISHED DIA. in (mm)
"F"							0.041 - 0.049 (1.04 - 1.24)

HOLE PLATING TABLE For MH, HS and KT (Solder Tail Leads)							
HOLE	DRILLED HOLE DIA. in (mm)	Cu THICKNESS in (mm)	OSP ENTEK Thickness $\mu\text{in}$ ( $\mu\text{m}$ )	Electrolytic Au Thickness $\mu\text{in}$ ( $\mu\text{m}$ )	Immersion Ag Thickness $\mu\text{in}$ ( $\mu\text{m}$ )	Immersion Matte Sn Thickness $\mu\text{in}$ ( $\mu\text{m}$ )	FINISHED DIA. in (mm)
"F"							0.041 - 0.049 (1.04 - 1.24)

## Regulatory Information Appendix 3M Electronic Solutions Division/Interconnect

### EUROPE

#### **Appendix E1: European Union RoHS**

Directive 2002/95/EC, Restriction of the Use of Certain Hazardous Substances in Electrical & Electronic Equipment, as amended by EU Commission Decision 2005/618/EC.

**This product is RoHS Compliant 2005/95/EC.**

“RoHS Compliant 2005/95/EC” means that the product or part (“Product”) does not contain any of the substances in excess of the maximum concentration values in EU Directive 2002/95/EC, as amended by Commission Decision 2005/618/EC, unless the substance is in an application that is exempt under EU RoHS. Unless otherwise stated by 3M in writing, this information represents 3M’s best knowledge and belief based upon information provided by third party suppliers to 3M.

In the event any product is proven not to conform with 3M’s Regulatory Information Appendix, then 3M’s entire liability and Buyer’s exclusive remedy will be in accordance with the Warranty stated below.

#### **Appendix E2: European Union RoHS**

Directive 2002/95/EC, Restriction of the Use of Certain Hazardous Substances in Electrical & Electronic Equipment, as amended by EU Commission Decision 2005/618/EC.

**This product contains lead in the compliant pin area in excess of the maximum concentration value allowed but is compliant by exemption under EU Commission Decision 2005/747/EC.**

“RoHS Compliant 2005/95/EC” means that the product or part (“Product”) does not contain any of the substances in excess of the maximum concentration values in EU Directive 2002/95/EC, as amended by Commission Decision 2005/618/EC, unless the substance is in an application that is exempt under EU RoHS. Unless otherwise stated by 3M in writing, this information represents 3M’s best knowledge and belief based upon information provided by third party suppliers to 3M.

In the event any product is proven not to conform with 3M’s Regulatory Information Appendix, then 3M’s entire liability and Buyer’s exclusive remedy will be in accordance with the Warranty stated below.

#### **Appendix E3: European Union RoHS**

Directive 2002/95/EC, Restriction of the Use of Certain Hazardous Substances in Electrical & Electronic Equipment as amended by Commission Decision 2005/618/EC.

**This product contains lead in the solder tail area in excess of the maximum concentration value allowed.**

Unless otherwise stated by 3M in writing, this information represents 3M’s best knowledge and belief based upon information provided by third party suppliers to 3M.

In the event any product is proven not to conform with 3M’s Regulatory Information Appendix, then 3M’s entire liability and Buyer’s exclusive remedy will be in accordance with the Warranty stated below.

#### **Appendix E4: European Union RoHS**

Directive 2002/95/EC, Restriction of the Use of Certain Hazardous Substances in Electrical & Electronic Equipment, as amended by EU Commission Decision 2005/618/EC.

This product contains decaBDE in the insulating material in excess of the maximum concentration value allowed but is compliant by exemption under EU Commission Decision 2005/17/EC.

“RoHS Compliant 2005/95/EC” means that the product or part (“Product”) does not contain any of the substances in excess of the maximum concentration values in EU Directive 2002/95/EC, as amended by Commission Decision 2005/618/EC, unless the substance is in an application that is exempt under EU RoHS. Unless otherwise stated by 3M in writing, this information represents 3M’s best knowledge and belief based upon information provided by third party suppliers to 3M.

In the event any product is proven not to conform with 3M’s Regulatory Information Appendix, then 3M’s entire liability and Buyer’s exclusive remedy will be in accordance with the Warranty stated below.



**Appendix C1: China RoHS**

Electronic Industry Standard of the People’s Republic of China, SJ/T11363-2006, Requirements for Concentration Limits for Certain Hazardous Substances in Electronic Information Products.

This symbol, per Marking for the Control of Pollution Caused by Electronic Information Products, SJ/T11364-2006, means that the product or part **does not** contain any of the following substances in excess of the following maximum concentration values in any homogeneous material: (a) 0.1% (by weight) for lead, mercury, hexavalent chromium, polybrominated biphenyls or polybrominated diphenyl ethers; or (b) 0.01% (by weight) for cadmium. Unless otherwise stated by 3M in writing, this information represents 3M’s best knowledge and belief based upon information provided by third party suppliers to 3M.

In the event any product is proven not to conform with 3M’s Regulatory Information Appendix, then 3M’s entire liability and Buyer’s exclusive remedy will be in accordance with the Warranty stated below.



**Appendix C2: China RoHS**

Electronic Industry Standard of the People’s Republic of China, SJ/T11363-2006, Requirements for Concentration Limits for Certain Hazardous Substances in Electronic Information Products.

This symbol, per Marking for the Control of Pollution Caused by Electronic Information Products, SJ/T11364-2006, means that the product or part **does** contain a substance, as detailed in the chart below, in excess of the following maximum concentration values in any homogeneous material: (a) 0.1% (by weight) for lead, mercury, hexavalent chromium, polybrominated biphenyls or polybrominated diphenyl ethers; or (b) 0.01% (by weight) for cadmium. Unless otherwise stated by 3M in writing, this information represents 3M’s best knowledge and belief based upon information provided by third party suppliers to 3M.

The numerical reference in the symbol above should not be construed as a representation regarding the product’s life or an extension of a product warranty. The product warranty is stated below. In the event any product is proven not to conform with 3M’s Regulatory Information Appendix, then 3M’s entire liability and Buyer’s exclusive remedy will be in accordance with the product Warranty stated below.

产品中有毒有害物质或元素的名称及含量 Name and Content of Hazardous Substances or Elements

部件名称 (Part or Component Name)	有毒有害物质或元素 (Hazardous Substances or Elements)					
	铅(Pb)	汞(Hg)	镉(Cd)	六价铬(Cr(VI))	多溴联苯(PBB)	多溴二苯醚(PBDE)
端子镀层(contact plating)	×	○	○	○	○	○
○：表示该有毒有害物质在该部件所有均质材料中的含量均在SJ/T11363-2006 标准规定的限量要求以下。(Indicates that this hazardous substance contained in all of the homogeneous materials for this part is below the limit requirement in SJ/T11363-2006.) ×：表示该有毒有害物质至少在该部件的某一均质材料中的含量超出SJ/T11363-2006 标准规定的限量要求。(Indicates that this hazardous substance contained in at least one of the homogeneous materials used for this part is above the limit requirement in SJ/T11363-2006.)						

**Important Notice**

All statements, technical information, and recommendations related to 3M’s products are based on information believed to be reliable, but the accuracy or completeness is not guaranteed. Before using this product, you must evaluate it and determine if it is suitable for your intended application. You assume all risks and liability associated with such use. Any statements related to the product which are not contained in 3M’s current publications, or any contrary statements contained on your purchase order shall have no force or effect unless expressly agreed upon, in writing, by an authorized officer of 3M.

**Warranty; Limited Remedy; Limited Liability.**

This product will be free from defects in material and manufacture for a period of ninety (90) days from the time of purchase. **3M MAKES NO OTHER WARRANTIES INCLUDING, BUT NOT LIMITED TO, ANY IMPLIED WARRANTY OF MERCHANTABILITY OR FITNESS FOR A PARTICULAR PURPOSE.** If this product is defective within the warranty period stated above, your exclusive remedy shall be, at 3M’s option, to replace or repair the 3M product or refund the purchase price of the 3M product. **Except where prohibited by law, 3M will not be liable for any indirect, special, incidental or consequential loss or damage arising from this 3M product, regardless of the legal theory asserted.**



**Electronic Solutions Division**

6801 River Place Blvd.  
 Austin, TX 78726-9000  
 800/225-5373  
 www.3M.com/interconnects