

Copyright FCI



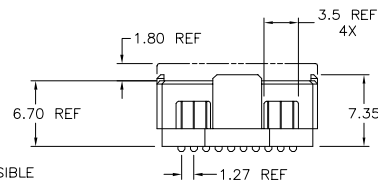
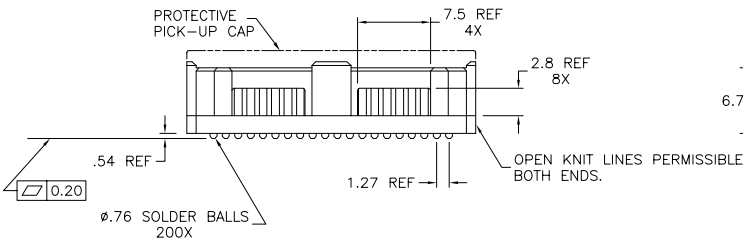
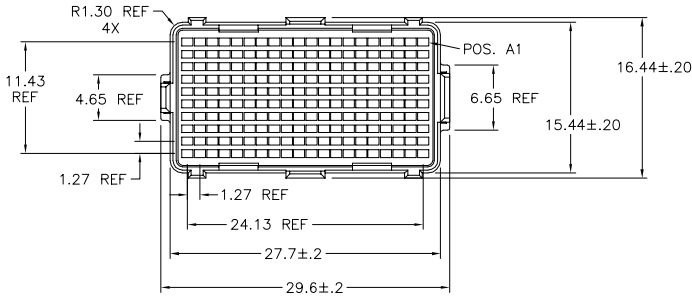
FCIconnect.com

1 | 2

3

4

PRODUCT No.	PICK-UP CAP	CONTACT PLATING	SOLDER BALL
84535-001	YES	15u" (.38um) Au OVER Ni	SnPb
84535-001LF			SnAgCu LEAD FREE (5)(6)
84535-101	YES	30u" (.76um) Au OVER Ni	SnPb
84535-101LF			SnAgCu LEAD FREE (5)(6)
84535-201	YES	SEE NOTE 3	SnPb
84535-201LF			SnAgCu LEAD FREE (5)(6)



mat'l code		surface		tolerance		projection		product family	
		ASME Y14.5		ASME Y14.5		MM		MEG-Array	
ltr	ecn no	dr	date	tolerances unless otherwise specified		MM		title	
A	v10246	DRW	12.19.01	angles	X +3	1:1		8.0mm RECT. ASSY.	
B	v20949	DAI	08.13.02	flat	.XX +10	1:1		10 X 20 = 200 POS.	
C	v03-0681	DAI	06/20/03	or ±2°	.XXX +050	1:1		sheet 1 of 3 size	
D	v04-0940	VS	10/18/04	dr	D.WAUGHEN	1:1		84535	
E	v06-0560	LP	7/14/06	engr	B.SPINK	1:1		A4	
F	v07-0641	LP	2007/10/2	thr	B.SPINK	1:1		type	
sheet index		revision		appd		B.SPINK		CUSTOMER Drawing	
sheet		sheet		F		F		F	
1		2		3					

form: A4mmXc

1

2

3

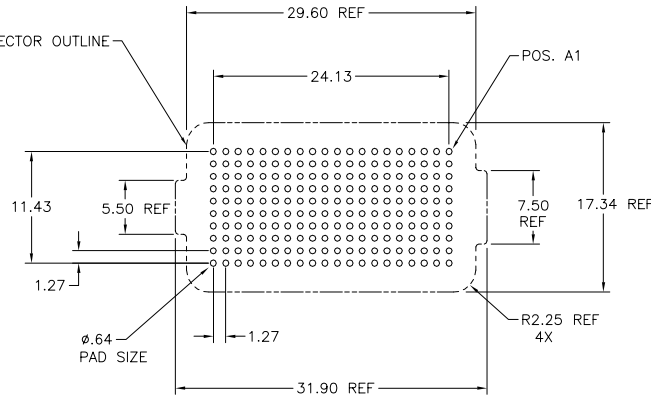
4

PDM: Rev:F

STATUS:Released

Printed: Dec 02, 2010

STENCIL MATED CONNECTOR OUTLINE
ONTO BOARD.



BOARD PATTERN

NOTES:

①. **MAT'L**
HOUSING: LCP
CONTACT: COPPER ALLOY

PLATING
CONTACT: (SEE TABLE ON SHEET1)
SOLDER BALL: (SEE TABLE ON SHEET1)
EUTECTIC SnPb OR LEAD FREE
95.5Sn/4Ag/0.5Cu

2. OVERALL BOARD-TO-BOARD STACK HEIGHTS
AVAILABLE USING THIS CONNECTOR (84535):

MATED HEIGHT	WITH PLUG P/N
8mm	84516
14mm	84530

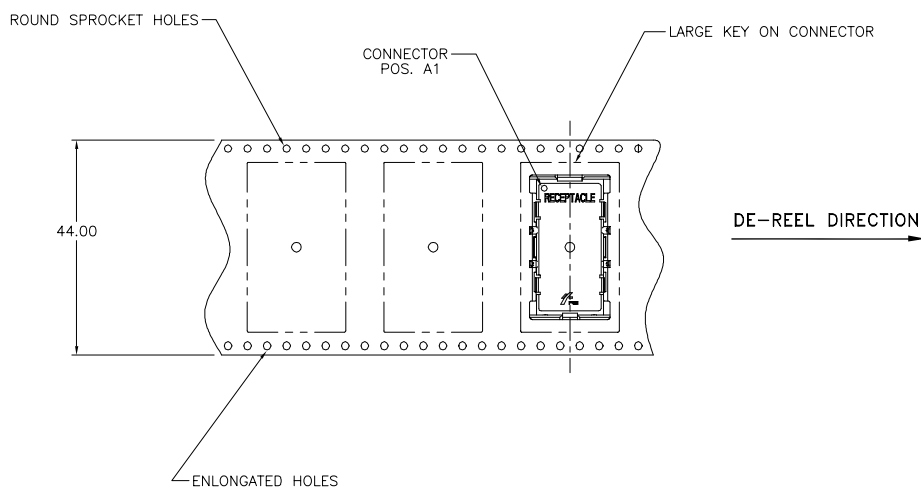
③. PLATING FOR -2XX SERIES DASH NOS: Au OVER Ni
WITH SPECIAL CONTACT GEOMETRY TO MEET
REQUIREMENTS OF TELCORDIA GR-1217-CORE:
CENTRAL OFFICE ENVIRONMENT.

4. SEE SK-47384 FOR MATING RESTRICTIONS
WITH EARLIER DESIGN VERSIONS.

⑤. FOR PROPER APPLICATION FOLLOW FCI APPLICATION
SPECIFICATION GS-20-033 LEAD FREE SOLDER BALLS WILL
NOT SOLDER PROPERLY IN A LEADED SOLDER PROCESS
DUE TO A HIGHER REFLOW TEMPERATURE. LEAD FREE
PRODUCT IS THEREFORE NOT BACKWARDS COMPATIBLE WITH
LEADED OR SOME SOLDERING APPLICATIONS. REFERENCE
FCI APPLICATION SPECIFICATION

⑥. THIS PRODUCT MEETS EUROPEAN UNION DIRECTIVES AND
OTHER COUNTRY REGULATIONS AS DESCRIBED IN GS-22-008
PRODUCT MEETING THIS DIRECTIVE IS IDENTIFIED IN THE LOT
CODE NUMBER MARKED ON EACH PART BY HAVING AN "X"
IN THE SEVENTH CHARACTER POSITION

mat'l code		surface		tolerance		projection		product family	
-		ASME Y14.5		ASME Y14.5		MM		MEG-Array	
ltr	ec'n no	dr	date	tolerances unless otherwise specified					
F				angles	X +3		title 8.0mm RECT. ASSY. 10 X 20 = 200 POS.		
				or ±2'	.XX +10				
					XXX +050				
				dr	D.WAUGHEN	9.7.99	scale 1:1		sheet 2 of 3
				engr	B.SPINK	9.7.99	FCI		size A4
				chr	B.SPINK	9.7.99			
				appd	B.SPINK	9.7.99			
sheet index	revision sheet								dwg no 84535
									type CUSTOMER Drawing



mat'l code		surface		tolerance		projection		product family			
-		ASME Y14.5		ASME Y14.5				MEG-Array			
ltr	ecn no	dr	date	tolerances unless otherwise specified				title			
F				angles X +3 .XX +10 XXX +050		MM scale 1:1		8.0mm RECT. ASSY. 10 X 20 = 200 POS.			
sheet index		revision sheet		dr	D.WAUGHEN	9.7.99			dwg no	sheet 3 of 3	size
				engr	B.SPINK	9.7.99			84535		A4
				chr	B.SPINK	9.7.99			type CUSTOMER Drawing		
				appd	B.SPINK	9.7.99					