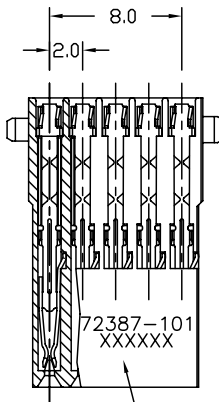
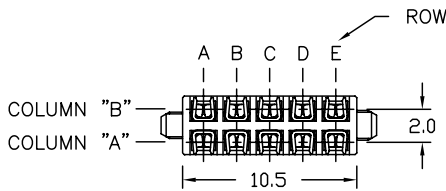


NOTES:

1. SEE APPLICATION SPECIFICATION GES-20-003 FOR INSTRUCTIONS ON WIRE INSERTION AND ASSEMBLY OF COMPONENTS FOR CONNECTORS USING THESE SUB-ASSEMBLIES.
2. THE PRODUCTS WHERE THE PART NUMBER ENDS IN LF MEET THE EUROPEAN UNION DIRECTIVES AND OTHER COUNTRY REGULATIONS AS DESCRIBED IN GS-22-008.
3. THESE PRODUCTS LISTED ON THIS DRAWING WILL NOT WITHSTAND WAVE SOLDER OR REFLOW OPERATIONS.
4. FOR LEAD FREE PART NUMBERS, ADD AN 'LF' SUFFIX. EXAMPLE: 72387-1011LF.

MATERIAL

- INSULATORS
GLASS FILLED 612 POLYAMIDE
- CONTACTS
PHOSPHOR BRONZE
- SOLDER FINISH ON IDC DIMPLES



CODE MARKING (OPTIONAL)

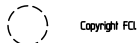
CODE MARKING

mat'l code		surface	tolerance	projection	product family
		ASME Y14.5 ✓	ASME Y14.5		METRAL
ltr	ec'n no	dr	date	tolerances unless otherwise specified	title
A	V71561	JRV	11/6/97	angles	2X5 CONNECTOR SUB-ASSEM. 5 ROW METRAL UNSHIELDED CABLE CONNECTOR ASSY.
B	V12562	CGD	10/22/01	fin	
C	V05-0598	VS	08/10/05	dr	
D	V06-0145	JRV	2/10/06	chr	
E	V06-0613	JRV	2006-06-22	appd	
				scale	1:1
					dwg no
					72387
					sheet 1 of 2
					size
					A4
					type
					CUSTOMER Drawing
sheet index	revision sheet	E	E		
		1	2		

PDM: Rev:E

STATUS: Released

Printed: Jul 28, 2010



1 | 2



FCIconnect.com

3 |



4

ORDERING INFORMATION
 ORDER PARTS 72387-XOY1 WHERE
 PLATING ON CONTACT TINES.
 X=1 FOR 0.8 um GOLD
 X=2 FOR 2.0 um GOLD
 X=3 FOR 1.3 um GOLD
 X=9 FOR 0.8 um GXT
 COPPER WIRE SIZE
 Y=1 FOR 26 TO 24 GAGE
 Y=2 FOR 30 TO 28 GAGE
 IDC AREA PLATING SnPb

ORDERING INFORMATION
 ORDER PARTS 72387-XOY1LF WHERE
 PLATING ON CONTACT TINES.
 X=1 FOR 0.8 um GOLD
 X=2 FOR 2.0 um GOLD
 X=3 FOR 1.3 um GOLD
 X=9 FOR 0.8 um GXT
 COPPER WIRE SIZE
 Y=1 FOR 26 TO 24 GAGE
 Y=2 FOR 30 TO 28 GAGE
 IDC AREA PLATING Sn (LEAD FREE)

A

A

B

B

mat'l code		surface	tolerance	projection	product family
E		ASME Y14.5 ✓	ASME Y14.5		METRAL
ecn no		tolerances unless otherwise specified		MM	title 2X5 CONNECTOR SUB-ASSEM. 5 ROW METRAL UNSHIELDED CABLE CONNECTOR ASSY.
dr		angles	X *3 XX *B XXX *051		
date		0° ±2'	XXX *051	scale 1:1	dwg no
dr		J VOLSTROF	11/6/97		sheet 2 of 2
engr		J VOLSTROF	11/6/97		size
chr		J VOLSTROF	11/6/97		A4
appd		J VOLSTROF	11/6/97		type
sheet index	revision sheet				CUSTOMER Drawing

form: A4mmXLC

1 |

2 |

3 |

4

PDM: Rev:E STATUS:Released Printed: Jul 28, 2010