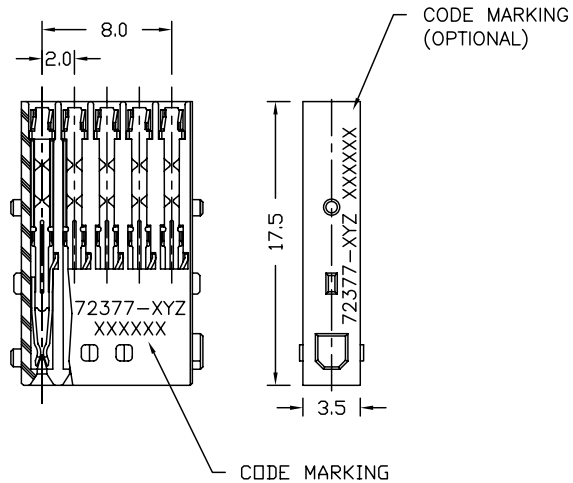
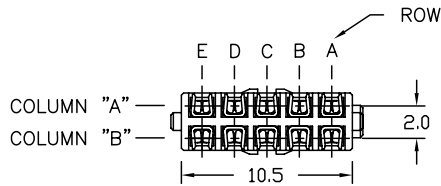


NOTES:

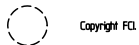
1. SEE APPLICATION SPECIFICATION GS-20-003 FOR INSTRUCTIONS ON WIRE INSERTION AND ASSEMBLY OF COMPONENTS FOR CONNECTORS USING THESE SUB-ASSEMBLIES.
2. THE PRODUCTS WHERE THE PART NUMBER ENDS IN LF MEET THE EUROPEAN UNION DIRECTIVES AND OTHER COUNTRY REGULATIONS AS DESCRIBED IN GS-22-008.
3. THESE PRODUCTS LISTED ON THIS DRAWING WILL NOT WITHSTAND WAVE SOLDER OR REFLOW OPERATIONS.
4. FOR LEAD FREE PART NUMBERS, ADD AN 'LF' SUFFIX. EXAMPLE: 72377-111LF.

MATERIAL

- INSULATORS
GLASS FILLED 612 POLYAMIDE
- CONTACTS
PHOSPHOR BRONZE
SOLDER FINISH ON IDC DIMPLES



mat'l. code		surface	tolerance	projection	product family		
		ASME Y14.5	ASME Y14.5		METRAL		
ltr	ec'n no	dr	date	tolerances unless otherwise specified	title		
A	V71586	JRV	11/25/97	angles X ±3	2X5 CONNECTOR SUB-ASSEM. 5 ROW METRAL SHIELDED CABLE CONNECTOR ASSY.		
B	V12562	CGD	10/22/01	fin XX ±.05			
C	V21691	TAB	10/28/02	0° ±2' XXX ±.051			
D	V05-0598	VS	08/10/05	dr J. VOLSTORF 11/26/97			
E	V06-0613	JRV	2006-06-22	eng' J. VOLSTORF 11/26/97			
				chr J. VOLSTORF 11/26/97	FCJ		
				app'd J. VOLSTORF 11/26/97	scale 1:1		
sheet	revision	E	E		dwg no	sheet 1 of 2	size
index	sheet	1	2		72377	A4	
					type	CUSTOMER Drawing	



1 | 2



3 |



4

ORDERING INFORMATION

ORDER PARTS 72377-XYZ1 WHERE

PLATING ON CONTACT TINES.

X=1 FOR 0.8 um GOLD

X=2 FOR 2.0 um GOLD

X=3 FOR 1.3 um GOLD

X=9 FOR 0.8 um GXT

COPPER WIRE SIZE

Z=1 FOR 26 TO 24 GAGE

Z=2 FOR 30 TO 28 GAGE

INSULATOR TYPE

Y=1 END POSITION

1 REQ'D FOR ALL CABEL

CONNECTORS

Y=2 REQ'D FOR ALL REMAINING

POSITIONS IN CABEL

CONNECTOR

IDC AREA PLATING SnPb

ORDERING INFORMATION

ORDER PARTS 72377-XYZ1LF WHERE

PLATING ON CONTACT TINES.

X=1 FOR 0.8 um GOLD

X=2 FOR 2.0 um GOLD

X=3 FOR 1.3 um GOLD

X=9 FOR 0.8 um GXT

COPPER WIRE SIZE

Z=1 FOR 26 TO 24 GAGE

Z=2 FOR 30 TO 28 GAGE

INSULATOR TYPE

Y=1 END POSITION

1 REQ'D FOR ALL CABEL

CONNECTORS

Y=2 REQ'D FOR ALL REMAINING

POSITIONS IN CABEL

CONNECTOR

IDC AREA PLATING Sn (LEAD FREE)

mat'l. code				surface	tolerance	projection	product family
				ASME Y14.5 ✓	ASME Y14.5		METRAL
ltr	ecn no	dr	date	tolerances unless otherwise specified		MM	title 2X5 CONNECTOR SUB-ASSEM. 5 ROW METRAL SHIELDED CABLE CONNECTOR ASSY.
E				angles	X *3 XX *B		
				0' ±2'	XXX *051	scale 1:1	dwg no
				dr	J. VOLSTORF	11/26/97	sheet 2 of 2
				engr	J. VOLSTORF	11/26/97	size
				chr	J. VOLSTORF	11/26/97	A4
				appd	J. VOLSTORF	11/26/97	type
sheet	revision						CUSTOMER Drawing
index	sheet						

form: A4mmX1c

1 |

2 |

PDM: Rev:E

STATUS Released

Printed: Jul 28, 2010

3 |

4