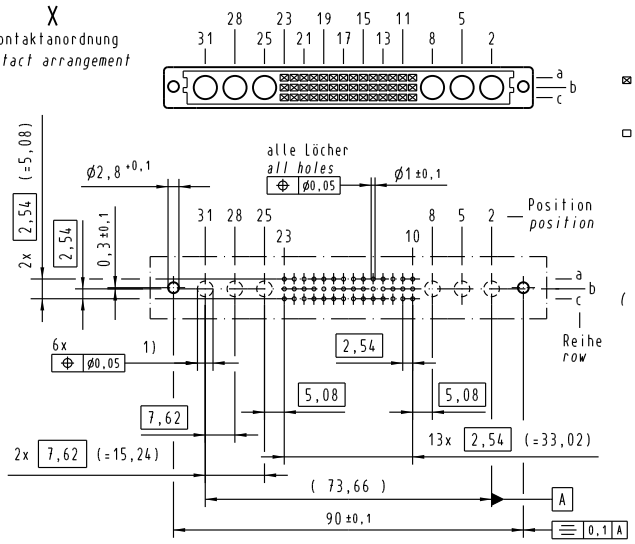


42 Einlöt-Kontakte
*42 solder-contacts*

⊠ = Einlöt-Kontakt
= *solder-contact*

□ = Kontaktposition nicht belegt
= *position without contact*

X
( Lochbild )
*( board drillings )*

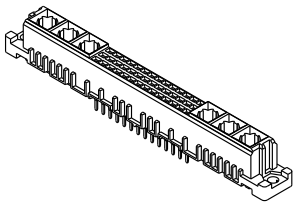

Z
2 : 1

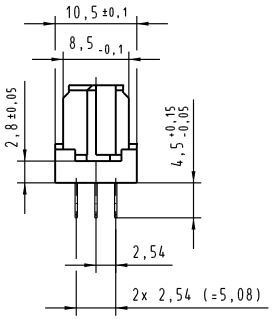


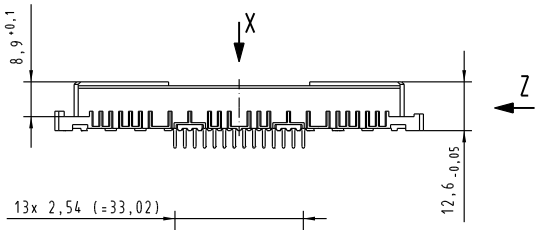


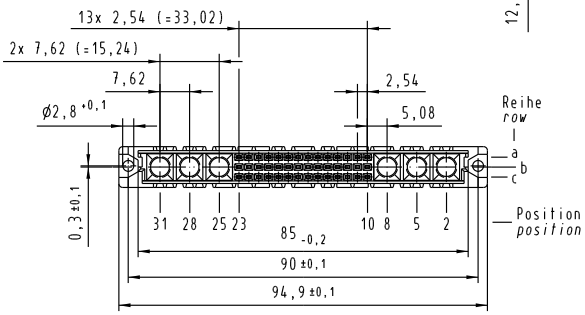


1) Lochdurchmesser ist auf den jeweiligen Kontakt abzustimmen
*1) hole diameter is to be co-ordinated with the respective contact*

| | | |
|---|---|---|
| 09 03 242 5865 | – | min.0,76µm (30µin) Au über/over min.1,27µm (50µin) Ni |
| 09 03 242 4865 | VG | Au über/over Ni |
| 09 03 242 7865 | 3 | Au über/over Ni |
| 09 03 242 6865 | 2 | Au über/over Ni |
| 09 03 242 2865 | 1 | Au über/over Ni |
| Bestell-Nr. *part-no.* | Anforderungsstufe nach IEC *performance level acc.to IEC* | Kontaktoberfläche *contact plating* |

All Dimensions in mm
Original Size DIN A 3

Techn. Character.

| | Dat. | Name | Maßstab/Scale |
|---|---|---|---|
| Detail. | 16.07.04 | Hage. | 1 : 1 |
| Insp. | 16.07.04 | Sch. | 2 : 1 |
| Stand. | | | |

Nicht tolerierte Maße/*free size tolerances*
IEC 60603-2

har-bus M42 flat Federleiste
Einlöt 4,5 , 42 pol.
*har-bus M42 flat female connector solder 4,5 , 42 pol.*

HARTING Electronics GmbH & Co. KG
D-32339 ESPELKAMP

TB 09 03 242 x865

Blatt/*page* /

Sub.

31344

Mod. Dat. Name

Alle Rechte vorbehalten/ *All rights reserved*

Downloaded from Elcodis.com electronic components distributor