

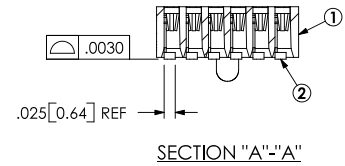
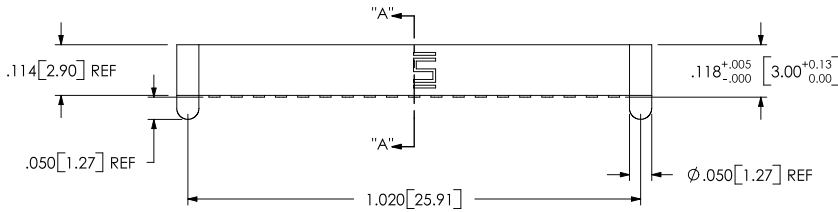

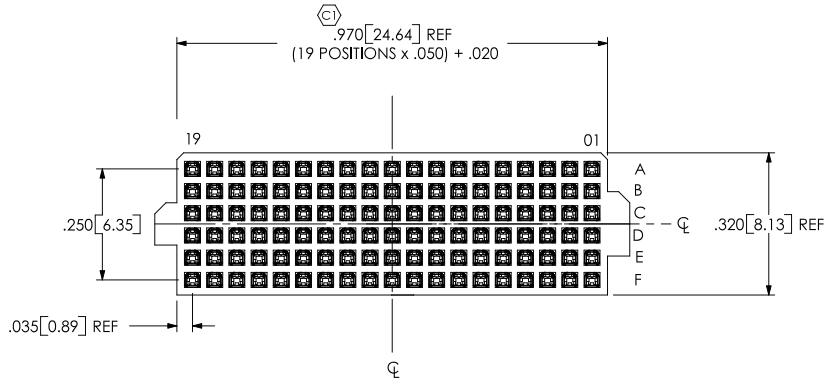
ASP-105884-08

REVISION

A	TW	T WILD
12/19/2006	ECN:69072	
RELEASE FOR PRODUCTION		

- NOTES:
1. FILL ASP-105990-01-B BODY WITH LOW INSERTION FORCE C-118-L1-H CONTACTS; NOT AVAILABLE AS STANDARD.
 2. (C) REPRESENTS A CRITICAL DIMENSION.
 3. COPLANARITY: SEE TABLE 1.
 4. BURR ALLOWANCE: .0015 MAX.
 5. MINIMUM PUSHOUT FORCE: .5 LB.
 6. MAXIMUM ALLOWABLE BOW: .002 INCH/INCH AFTER ASSEMBLY.
 7. CONTACT NOT ALLOWED TO PROTRUDE FROM TOP OF BODY.
 8. PARTS TO BE TUBE PACKAGED.

THIS CONNECTOR IS NOT CAPABLE OF WITHSTANDING TYPICAL LEAD FREE PROCESSING TEMPERATURES.



DATE: _____

COMPANY: _____

CUSTOMER SIGNATURE: _____

PRINTED NAME: _____

PHONE No: _____

FAX No: _____

ACCEPTANCE OF DRAWING
 ACCEPTED WITH DEVIATIONS LISTED

ITEM NO.	PART NUMBER	QUANTITY	MATERIAL
1	ASP-105990-01-B	1.0000	VECTRA E130i, COLOR BLACK
2	C-118-01-H	114.00	BeCu #25, 1/2 HARD, AGE HARDENED
3	PT-1-24-01-25	.05100	CONDUCTIVE POLYMER(KAPTON)
4	TP-09	.10200	ANTI-STATIC PVC

UNLESS OTHERWISE SPECIFIED, DIMENSIONS ARE IN INCHES. TOLERANCES ARE:
 DECIMALS ANGLES
 .XX: +.01[-.3] 2°
 .XXX: ±.005[.13]
 .XXXX: ±.0020[.051]

PROPRIETARY NOTE
 THE DOCUMENT CONTAINS INFORMATION CONFIDENTIAL AND PROPRIETARY TO SAMTEC, INC. AND SHALL NOT BE REPRODUCED OR TRANSFERRED TO OTHER DOCUMENTS OR DISCLOSED TO OTHERS OR USED FOR ANY PURPOSE OTHER THAN THAT WHICH IT WAS OBTAINED WITHOUT THE EXPRESSED WRITTEN CONSENT OF SAMTEC, INC.

SAMTEC
 520 PARK EAST BLVD, NEW ALBANY, IN 47150
 * PHONE: 812.944.6733 FAX: 812.948.5047
 e-Mail: INFO@SAMTEC.COM CODE: 55322

PLATING:
 CONTACT AREA: .000030 GOLD OVER .000050 NICKEL
 REMAINDER: .000003 FLASH GOLD OVER .000050 NICKEL

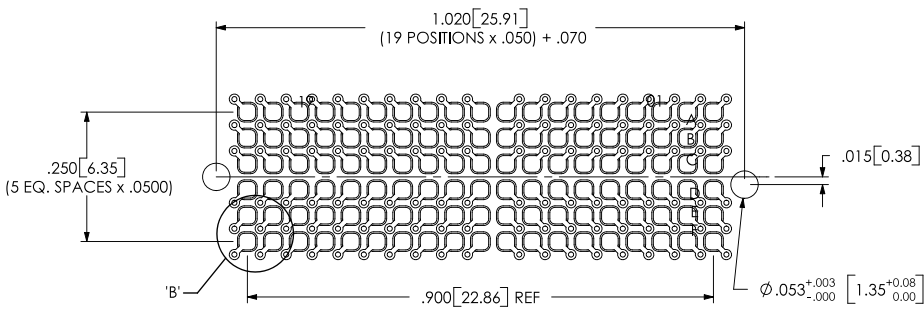
F:\DWG\SW\ASP\105000\ASP-105884-08.SLDDRW



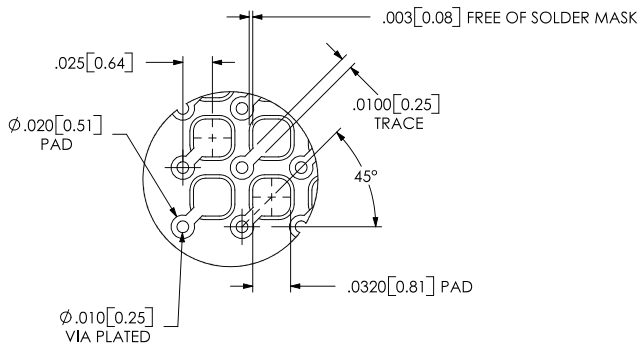
DO NOT SCALE DRAWING SHEET SCALE: 3:1
 DESCRIPTION: .050 DUAL SOCKET ASSEMBLY
 DWG. NO. ASP-105884-08
 BY: T.WERNE 12/19/06 SHEET 1 OF 2

ASP-105884-08

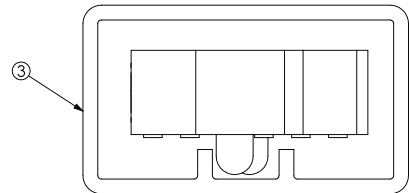
REVISION A



RECOMMENDED BOARD LAYOUT



DETAIL 'B'
SCALE 8 : 1



PACKAGING VIEW

PROPRIETARY NOTE

THIS DOCUMENT CONTAINS INFORMATION CONFIDENTIAL AND PROPRIETARY TO SAMTEC, INC. AND SHALL NOT BE REPRODUCED OR TRANSFERRED TO OTHER DOCUMENTS OR DISCLOSED TO OTHERS OR USED FOR ANY PURPOSE OTHER THAN THAT WHICH IT WAS OBTAINED WITHOUT THE EXPRESSED WRITTEN CONSENT OF SAMTEC, INC.

SAMTEC

520 PARK EAST BLVD, NEW ALBANY, IN 47150
* PHONE: 812.944.6733 FAX: 812.948.5047
e-Mail: INFO@SAMTEC.COM CODE: 55322

SHEET SCALE: 3:1



DESCRIPTION: .050 DUAL SOCKET ASSEMBLY

DWG. NO. ASP-105884-08

BY: T.WERNE 12/19/06 SHEET 2 OF 2

F:\DWG\SW\ASP\105000\ASP-105884-08.SLDDRW