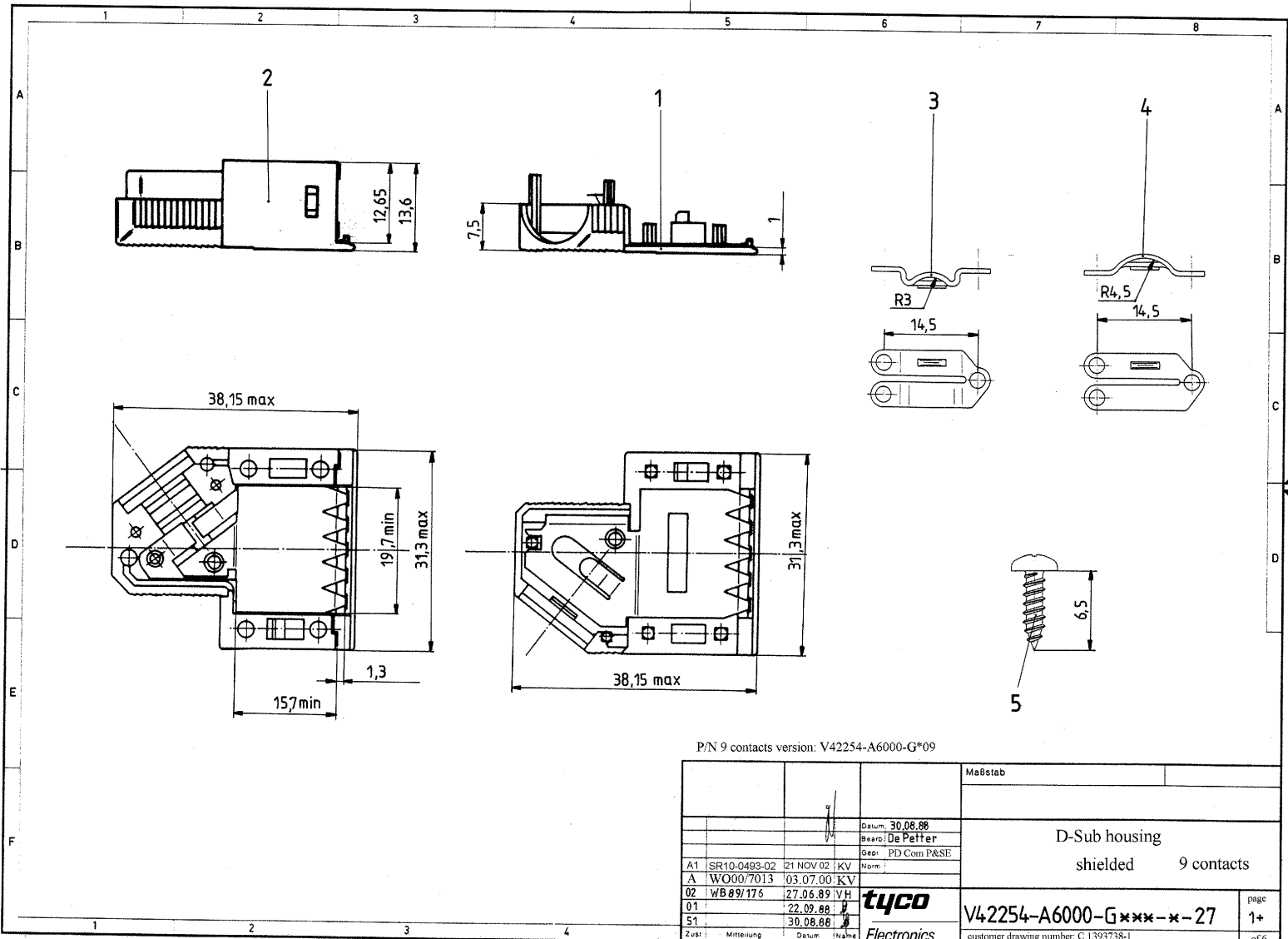


Sin nuestra expresa autorización, queda terminantemente prohibido reproducir, copiar, distribuir, vender, alquilar, o utilizar en cualquier forma esta información o contenido, ya sea en su totalidad o en parte, sin el consentimiento escrito de Tyco Electronics. Si se copia o utiliza esta información sin el consentimiento escrito de Tyco Electronics, se entenderá que el usuario acepta la responsabilidad de cualquier daño o lesión de propiedad intelectual que resulte de la copia o uso no autorizado de esta información.

Weder ohne unsere ausdrückliche Genehmigung dürfen diese Zeichnungen und Mitteilungen in irgendeiner Weise, insbesondere durch Kopieren, Verbreiten, Verkauf, Miete, Leihgabe, Weitergabe oder in sonstiger Weise, an Dritte weitergegeben werden. Jegliche Weitergabe oder Nutzung dieser Zeichnungen und Mitteilungen ohne unsere schriftliche Genehmigung ist untersagt. In diesem Fall überträgt der Nutzer die Verantwortung für alle Schäden und Verletzungen der geistigen Eigentumsrechte, die aus der Weitergabe oder Nutzung dieser Zeichnungen und Mitteilungen resultieren.

Copying of this document, and giving it to others and the use of the information or contents thereof, are forbidden without our express written authorization. Any unauthorized copying or use of this information or content, in whole or in part, without our written consent is prohibited. If this information is copied or used without our written consent, the user will be held responsible for any damage or injury to intellectual property that results from the copying or unauthorized use of this information.



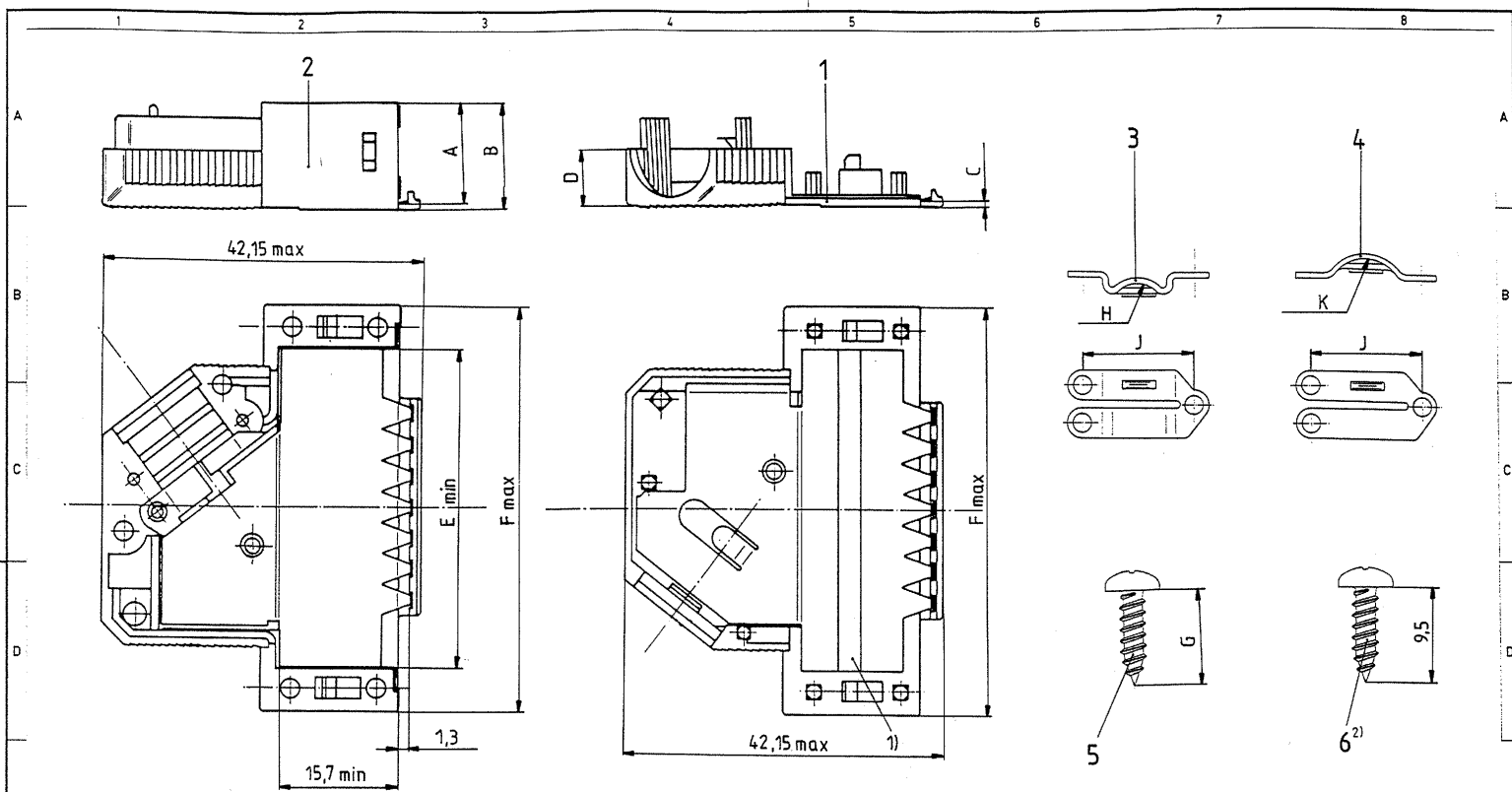
P/N 9 contacts version: V42254-A6000-G*09

				Maßstab	
				D-Sub housing shielded 9 contacts	
				V42254-A6000-G***-x-27	
				customer drawing number: C 1393738-1	
				page 1+	
				of 6	
				tyco Electronics	
				Date: 30.08.88	
				By: De Peffer	
				Gear: PD Com P&SE	
				Norm:	
A1	SR10-0493-02	21 NOV 02	KV		
A	WO00/7013	03.07.00	KV		
02	WB89/176	27.06.89	VH		
01		22.09.88			
51		30.08.88			
Zust:	Mitteilung	Datum	Name		

The manufacturer assumes no responsibility for the use of the information provided in this document for applications other than those intended. The user is responsible for the proper use of the information provided in this document.

Weitergehende oder abweichende Angaben sind in der Zeichnung und in den technischen Zeichnungen zu berücksichtigen. Die Verantwortung für die richtige Anwendung der Informationen in diesem Dokument liegt bei dem Anwender.

The manufacturer assumes no responsibility for the use of the information provided in this document for applications other than those intended. The user is responsible for the proper use of the information provided in this document.



housing		dimension									
P/N	No. of contacts	A	B	C	D	E	F	G	H	J	K
V42254-A6000-						28	39,62		R3	14,5	R4,5
G * 15	15					41,8	53,52	6,5	R4	16	R5,5
G * 25	25	13	14	1	7,5	58,25	69,8				
G * 37	37					55,78	67,41	9,5	R5,5	20,6	R7
G * 50	50	16	17,5	1,5	9,5						

2) only for the 37 contacts version
 1) tape only for the 15 to 37 contacts versions
 drawn is the 25 contacts version

		Maßstab	
		D-Sub housing shielded 15 to 50 contacts	
A1 :SR10-0493-02 21 NOV 02 KV		Datum: 30.08.88	
A WO00/7013 03.07.00 KV		Bearb. De Peltier	
02 WB 89/176 27.06.89 VH		Gepr. PID Com P&SE	
01 22.09.88		Norm:	
51 30.08.88			
		V42254-A6000-G***-*-27	
		customer drawing number: C 1393738-1	
		page 2+	
		of 6	

V 4 2 2 5 4 - A 6 0 0 * - G * * *

Housing type
G plastic housing, shielded

Marking and colour of the housing

1	tyco-marking, grey
2	without marking, grey
3	tyco-marking, black
4	without marking, black

wire diameter	No. of contacts - housing size					
	0	1	2	3	4 ³⁾	
4-8					09	9 contact - housing size 1
5-10					15	15 contacts - housing size 2
5-11					25	25 contacts - housing size 3
6-11					37	37 contacts - housing size 4
9-14,5					50	50 contacts - housing size 5

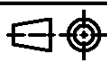
Packaging

set 1)	200	200	200	200
1)	2)	2)	2)	2)

1) per set, in blister
 - 9 and 15 contacts : 25
 - 25, 37 and 50 contacts : 15
 2) loose pieces, in cardboard : 200
 3) only for : - V42254-A6004-G1**
 - V42254-A6004-+4**



Tyco Electronics Corporation
 Oostkamp - Belgium



LOC DIMENSIONS
 GW IN MM

SCALE WEIGHT

MATERIAL

DATE 30.08.88
 NAME De Petter
 DEP. PD Com P&SE
 EC

NAME
D-Sub Housing
 shielded

TOLERANCE UNLESS SPECIFIED OTHERWISE

DWG NO. SHT. 3+

V42254-A6000-G***-*-27

REV. CHANGE ORDER DATE APP.

customer drawing number: C 1393738-1 OF 6

THIS INFORMATION IS CONFIDENTIAL AND PROPRIETARY TO TYCO ELECTRONICS CORPORATION AND ITS WORLDWIDE SUBSIDIARIES AND AFFILIATES. IT MAY NOT BE DISCLOSED TO ANYONE, OTHER THAN TYCO ELECTRONICS PERSONNEL, WITHOUT WRITTEN AUTHORIZATION FROM TYCO ELECTRONICS CORPORATION, HARRISBURG, PENNSYLVANIA USA.

PROPRIETARY:

1

2

3

4

A

Active part numbers. Contact
Tyco Electronics for
other configuration availability


Old Part Number	Tyco Part Number
V42254-A6000-G109	1393738-1
V42254-A6000-G115	1393738-2
V42254-A6000-G125	1393738-3
V42254-A6000-G137	1393738-4
V42254-A6000-G150	1393738-5
V42254-A6000-G209	1393738-6
V42254-A6000-G309	1393738-7
V42254-A6000-G315	1393738-8
V42254-A6000-G325	1393738-9
V42254-A6001-G109	4-1393738-2
V42254-A6001-G125	4-1393738-4
V42254-A6001-G309	4-1393738-5
V42254-A6001-G315	4-1393738-6
V42254-A6002-G109	5-1393738-0
V42254-A6002-G125	5-1393738-2
V42254-A6003-G137	5-1393738-7
V42254-A6004-G109	5-1393738-9
V42254-A6004-G115	6-1393738-0
V42254-A6004-G125	6-1393738-1
V42254-A6004-G137	6-1393738-2
V42254-A6004-G150	6-1393738-3
V42254-A6004-G209	6-1393738-4
V42254-A6004-G215	6-1393738-5
V42254-A6004-G225	6-1393738-6
V42254-A6004-G309	1-1393739-9
V42254-A6004-G315	6-1393738-7
V42254-A6004-G325	2-1393739-0
V42254-A6004-G337	2-1393739-1
V42254-A6004-G350	2-1393739-2
V42254-A6004-G409	6-1393738-8
V42254-A6004-G415	6-1393738-9
V42254-A6004-G437	7-1393738-1

B

C

D

E

tyco		Tyco Electronics Corporation				SCALE		WEIGHT	
Electronics		Oostkamp - Belgium		LOC GW		DIMENSIONS IN MM		MATERIAL	
		DATE		30.08.88		NAME		D-Sub Housing	
		NAME		De Petter		shilded			
		DEP.		PD Com P&SE		EC			
		TOLERANCE UNLESS SPECIFIED OTHERWISE		DWG NO.		V42254-A6000-G***-*-27		SHT. 4+	
A1 SEE SHEET 1.		REV.		CHANGE ORDER		DATE		APP.	
		Customer Drawing: C 1393738-1						OF 6	

F

1

2

3

4

THIS INFORMATION IS CONFIDENTIAL AND PROPRIETARY TO TYCO ELECTRONICS CORPORATION AND ITS WORLDWIDE
SUBSIDIARIES AND AFFILIATES. IT MAY NOT BE DISCLOSED TO ANYONE, OTHER THAN TYCO ELECTRONICS PERSONNEL,
WITHOUT WRITTEN AUTHORIZATION FROM TYCO ELECTRONICS CORPORATION, HARRISBURG, PENNSYLVANIA USA.

PROPRIETARY:



PROPRIETARY: THIS INFORMATION IS CONFIDENTIAL AND PROPRIETARY TO TYCO ELECTRONICS CORPORATION AND ITS WORLDWIDE SUBSIDIARIES AND AFFILIATES. IT MAY NOT BE DISCLOSED TO ANYONE, OTHER THAN TYCO ELECTRONICS PERSONNEL, WITHOUT WRITTEN AUTHORIZATION FROM TYCO ELECTRONICS CORPORATION, HARRISBURG PENNSYLVANIA, USA

V 4 2 2 5 4 - A 6 1 * * - L 1

Technical data		
	contact tube outer diameter ±0.1	for shield braiding outer diameter
04	4	2.0 to 2.7
05	5	2.8 to 3.7
06	6	3.8 to 4.7
07	7	4.8 to 5.7
08	8	5.8 to 6.7
09	9	6.8 to 7.7
10	10	7.8 to 8.7
11	11	8.8 to 9.7
12	12	9.8 to 10.7
13	13	10.8 to 11.7
14	14	11.8 to 12.7
15	15	12.8 to 13.7

Active part numbers. Contact Tyco Electronics for other configuration availability

Old Part Number	Tyco Part Number
V42254-A6104-L1	3-1393561-2
V42254-A6105-L1	3-1393561-3
V42254-A6106-L1	3-1393561-4
V42254-A6107-L1	3-1393561-5
V42254-A6108-L1	3-1393561-6
V42254-A6109-L1	3-1393561-9
V42254-A6110-L1	4-1393561-0
V42254-A6111-L1	4-1393561-1
V42254-A6112-L1	4-1393561-2
V42254-A6113-L1	4-1393561-3
V42254-A6114-L1	4-1393561-4
V42254-A6115-L1	5-1393502-9

APPLICABLE SPEC:		FINISH	
 TYCO ELECTRONICS CORPORATION OOSTKAMP - BELGIUM		DIMENSIONS APPLY PLATING	
		SCALE	WEIGHT
		MATERIAL	
DATE 30.08.88 NAME De Petter DEP. PD Com P&SE EC TOLERANCE UNLESS SPECIFIED OTHERWISE		NAME D-Sub Housing accessories: contact tubes	
A1 SEE SHEET 1 REV. CHANGE ORDER DATE APP. customer drawing number: C.1393738-1		DWG NO. V42254-A6000-G***-*-27 SHT. 5+ OF 6	

PROPRIETARY: THIS INFORMATION IS CONFIDENTIAL AND PROPRIETARY TO TYCO ELECTRONICS CORPORATION AND ITS WORLDWIDE SUBSIDIARIES AND AFFILIATES. IT MAY NOT BE DISCLOSED TO ANYONE, OTHER THAN TYCO ELECTRONICS PERSONNEL, WITHOUT WRITTEN AUTHORIZATION FROM TYCO ELECTRONICS CORPORATION, HARRISBURG PENNSYLVANIA, USA

V 4 2 2 5 4 - A 6 2 * * - L * * *



Technical Data			
		bushing inner diameter ±0.2	cable outer diameter
00	1)2)	/	/
05	3)	5	4.2 to 4.9
06	3)	6	5.0 to 5.9
07	3)	7	6.0 to 6.9
08	3)	8	7.0 to 7.9
09	3)	9	8.0 to 8.9
10	2)	10	9.0 to 9.9
11	2)	11	10.0 to 10.9
12	4)	12	11.0 to 11.9
13	4)	13	12.0 to 12.9
14	4)	14	13.0 to 13.9
15	4)	15	14.0 to 14.9

	contacts	colour
1	9 to 37	grey
50	50	grey
100	9 to 37	black
150	50	black

Active part numbers. Contact Tyco Electronics for other configuration availability

Old Part Number	Tyco Part Number
V42254-A6200-L 1	4-1393561-5
V42254-A6200-L 50	4-1393561-6
V42254-A6200-L 100	5-1393502-1
V42254-A6200-L 150	5-1393502-2
V42254-A6205-L 1	4-1393561-7
V42254-A6205-L 100	4-1393561-8
V42254-A6206-L 1	4-1393561-9
V42254-A6206-L 100	5-1393561-0
V42254-A6207-L 1	5-1393561-1
V42254-A6207-L 100	5-1393561-4
V42254-A6208-L 1	5-1393561-5
V42254-A6208-L 100	5-1393561-6
V42254-A6209-L 1	5-1393561-7
V42254-A6209-L 100	5-1393561-8
V42254-A6210-L 1	5-1393561-9
V42254-A6210-L 50	6-1393561-0
V42254-A6210-L 100	6-1393561-1
V42254-A6210-L 150	5-1393502-3
V42254-A6211-L 1	6-1393561-2
V42254-A6211-L 50	6-1393561-3
V42254-A6211-L 100	5-1393502-4
V42254-A6211-L 150	5-1393502-5
V42254-A6212-L 50	6-1393561-4
V42254-A6212-L 150	5-1393502-6
V42254-A6213-L 50	6-1393561-5
V42254-A6213-L 150	5-1393502-7
V42254-A6214-L 50	6-1393561-6
V42254-A6214-L 150	5-1393502-8
V42254-A6215-L 50	8-1393501-5
V42254-A6215-L 150	6-1393561-7

- 4) only for 50 contacts
- 3) only for 9 to 37 contacts
- 2) for 9 to 50 contacts
- 1) Blank bushing

APPLICABLE SPEC.:		FINISH	
 TYCO ELECTRONICS CORPORATION OOSTKAMP - BELGIUM		DIMENSIONS APPLY PLATING	
		SCALE	WEIGHT
		MATERIAL	
DATE	30.08.88	NAME	
NAME	De Petter	D-Sub Housing	
DEP.	PD Com P&SE	accessories: cable bushings	
EC		DWG NO.	
TOLERANCE UNLESS SPECIFIED OTHERWISE		V42254-A6000-G***-*-27	
A1	SEE SHEET 1	SHT. 6-	
REV.	CHANGE ORDER	DATE	APP. customer drawing number: C 1393738-1
		OF 6	