

## Features

- Single-Turn / Carbon / Commercial Open Frame
- Cross slot rotor design suitable for automatic adjustment equipment
- Board retention feature
- Enclosed cover
- PC board stand-offs



Model 3318 is obsolete.  
Models 3306F & 3306K are preferred.

- Adjustable front/back, top/bottom
- RoHS compliant\*
- For trimmer applications/processing guidelines, [click here](#)

## 3318 - 6 mm Square Trimpot® Trimming Potentiometer

### Electrical Characteristics

Standard Resistance Range ..... 100 to 1 megohm  
(see standard resistance table)  
Resistance Tolerance ..... ±30 %  
(tighter tolerances available)  
Contact Resistance Variation... 10 % max.  
Resolution ..... Infinite  
Adjustment Angle ..... 210 ° ±20 °

### Environmental Characteristics

Power Rating  
100-500K ohms ..... 50 V  
>500K ohms ..... 25 V  
50 °C ..... 0.1 watt  
Temperature Range... -25 °C to +100 °C  
Temperature Coefficient... ±1000 ppm/°C  
Load Life.. 1,000 hours 0.1 watt @ 70 °C  
(20 % ΔTR)

### Physical Characteristics

Torque (Operating) ..... 20-250 g-cm  
Stop Strength  
Knob Side ..... 750 g-cm  
Reverse Side ..... 350 g-cm  
Terminals ..... Solderable pins  
Marking ..... Resistance code, date code  
Standard Packaging ..... 500 pcs. per bag  
Adjustment Tool ..... H-90  
Aqueous cleaning not recommended.

### How To Order

**3318 K - 1 - 103**

Model \_\_\_\_\_  
Style \_\_\_\_\_  
Standard or Modified Product Code \_\_\_\_\_  
-1 = 30 % TR Tolerance (Standard)  
-2 = 20 % TR Tolerance  
Resistance Code \_\_\_\_\_  
Packaging Options  
Blank = 500 pcs./bag (Standard)  
A = Ammo Pack - 1000 pcs./box

### Standard Resistance Table

Resistance (Ohms)	Resistance Code
<b>100</b>	<b>101</b>
<b>200</b>	<b>201</b>
<b>500</b>	<b>501</b>
<b>1,000</b>	<b>102</b>
<b>2,000</b>	<b>202</b>
<b>5,000</b>	<b>502</b>
<b>10,000</b>	<b>103</b>
<b>20,000</b>	<b>203</b>
<b>50,000</b>	<b>503</b>
<b>100,000</b>	<b>104</b>
200,000	204
500,000	504
1,000,000	105

Popular values listed in boldface. Others are typically not stocked by distributors and are not recommended for new designs.

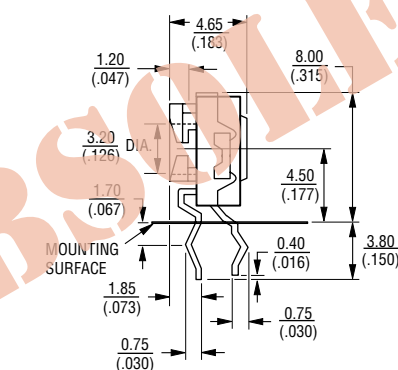
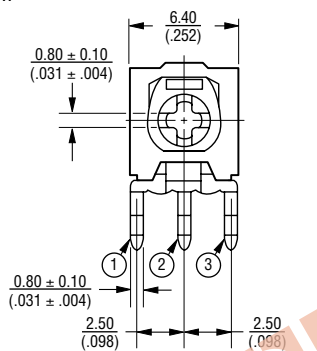
\*RoHS Directive 2002/95/EC Jan 27 2003 including Annex. Specifications are subject to change without notice.

Customers should verify actual device performance in their specific applications.

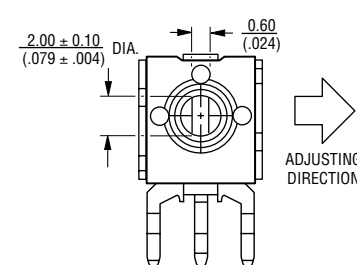
### Product Dimensions

#### 3318K

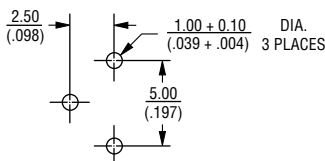
FRONT VIEW



REAR VIEW

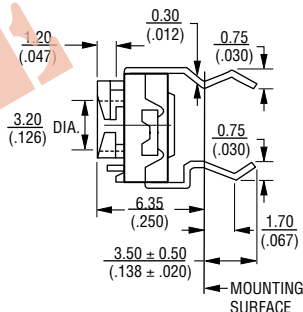
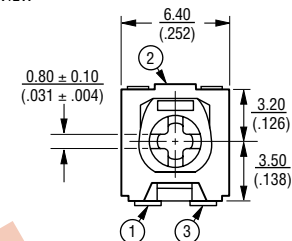


SUGGESTED PWB LAYOUT

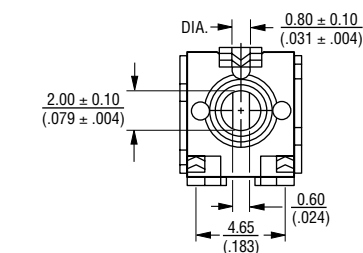


#### 3318F

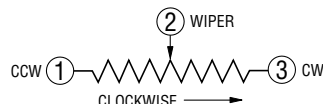
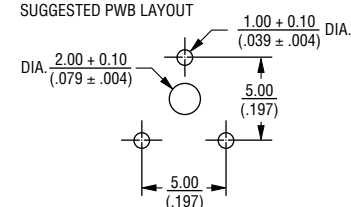
FRONT VIEW



REAR VIEW



SUGGESTED PWB LAYOUT



DIMENSIONS:  $\frac{\text{MM}}{(\text{INCHES})}$

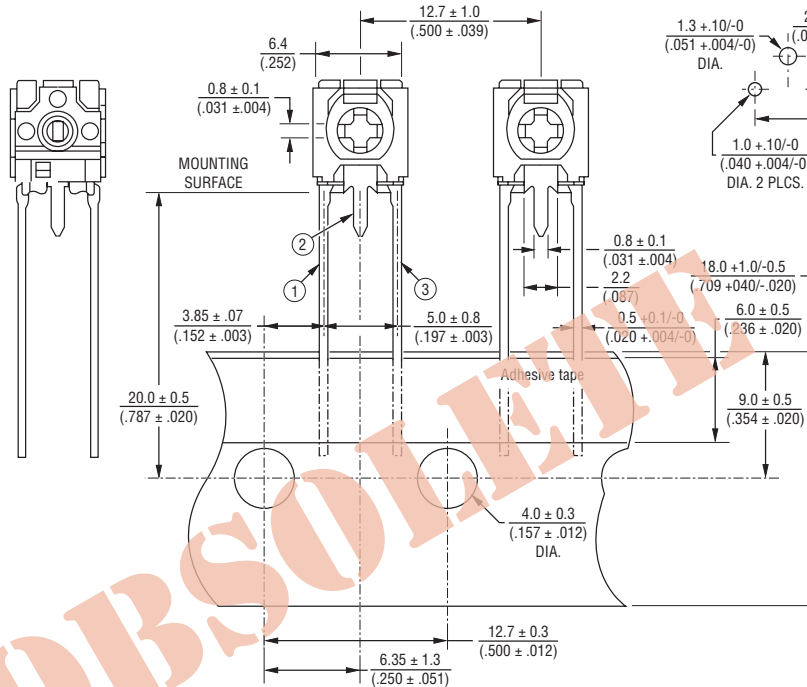
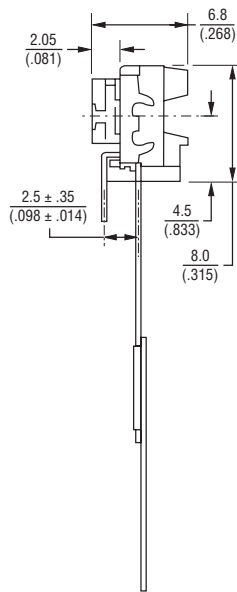
TOLERANCES: ±  $\frac{0.25}{(0.010)}$  EXCEPT WHERE NOTED

# 3318 - 6 mm Square Trimpot® Trimming Potentiometer

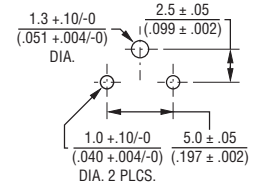
**BOURNS®**

## Packaging Specifications

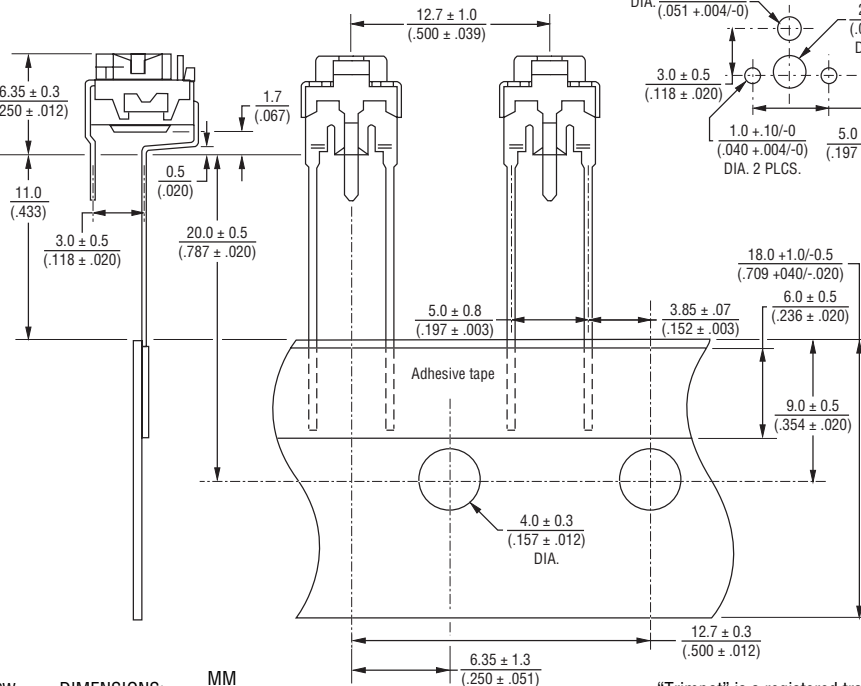
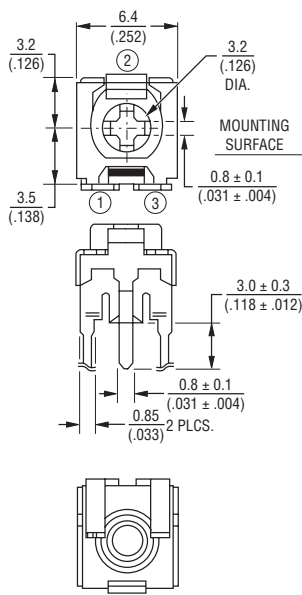
### Ammo Pack Model 3318K



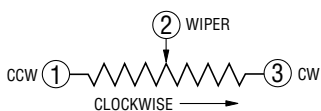
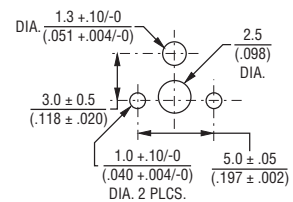
### Recommended PCB Layout



### Ammo Pack Model 3318F



### Recommended PCB Layout



DIMENSIONS:  $\frac{\text{MM}}{\text{(INCHES)}}$

REV. 10/10

"Trimpot" is a registered trademark of Bourns, Inc. Specifications are subject to change without notice. Customers should verify actual device performance in their specific applications.