

Features

- 1/4" Round / Single-Turn / Cermet Industrial / Sealed
- 5 standard terminal styles
- Tape and reel packaging available
- Listed on the QPL for style RJ50 per MIL-PRF-22097 and RJR50 per High-Rel MIL-PRF-39035

- RoHS compliant* version available
- For trimmer applications/processing guidelines, [click here](#)

3329 - 1/4" Round Trimpot® Trimming Potentiometer

Electrical Characteristics

Standard Resistance Range 10 to 1 megohm
 (see standard resistance table)
 Resistance Tolerance ±10 % std.
 (closer tolerance available)
 Absolute Minimum Resistance 1 % or 2 ohms
 (whichever is greater)
 Contact Resistance Variation 3.0 % or 3 ohms max.
 (whichever is greater)
 Adjustability
 Voltage ±0.05 %
 Resistance ±0.15 %
 Resolution Infinite
 Insulation Resistance 500 vdc.
 1,000 megohms min.
 Dielectric Strength
 Sea Level..... 600 vac
 80,000 Feet 250 vac
 Adjustment Angle 240 ° nom.

Environmental Characteristics

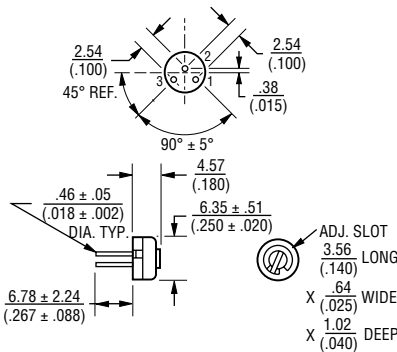
Power Rating @ 85 °C (300 volts max.) 0.5 watt
 Power Rating @ 150 °C 0 watt
 Temperature Range ... -55 °C to +150 °C
 Temperature Coefficient ... ±100 ppm/°C
 Seal Test 85 °C Fluorinert†
 Humidity MIL-STD-202 Method 106
 96 hours
 (3 % ΔTR, 10 Megohms IR)
 Vibration 30 G (1 % ΔTR; 1 % ΔVR)
 except "P" pin style
 Shock 100 G (1 % ΔTR; 1 % ΔVR)
 Load Life
 1,000 hours 0.5 watt @ 85 °C
 (3 % ΔTR; 3 % CRV)
 Rotational Life 200 cycles
 (4 % ΔTR; 4 % CRV)

Physical Characteristics

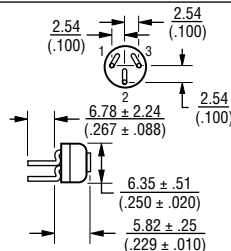
Mechanical Angle 260 ° nom.
 Torque 5.0 oz-in. max.
 Stop Strength 5.0 oz-in. min.
 Terminals Solderable pins
 Weight 0.02 oz.
 Marking Manufacturer's trademark,
 resistance code, date code,
 manufacturer's model number
 and style
 Wiper 50 % (Actual TR) ±10 %
 Standard Packaging 50 pcs. per tube
 Adjustment Tool H-90

Product Dimensions

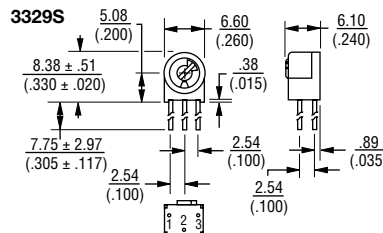
3329H



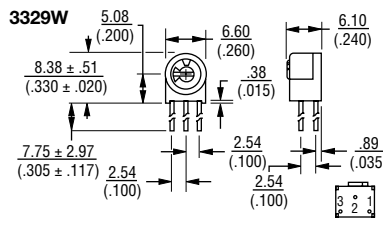
3329P



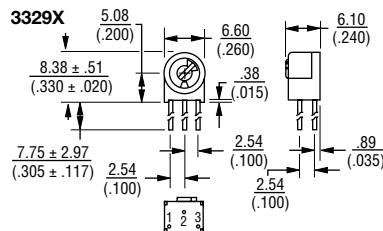
3329S



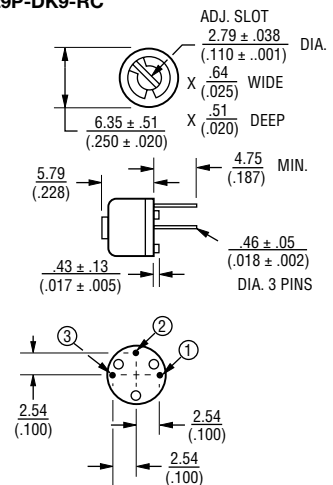
3329W



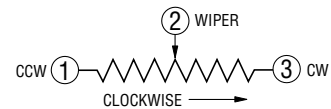
3329X



3329P-DK9-RC



DIMENSIONS: MM (INCHES)
 TOLERANCES: ± 0.25 (.010) EXCEPT WHERE NOTED



How To Order

3329 M - 1 - 103 LF

Model _____
 Style _____
 Standard or Modified Product Indicator
 -1 = Standard Product
 -DK9 = Plastic Spacer
 Resistance Code _____
 Packaging Designator _____
 Blank = Tube (Standard)
 R = Tape and Reel (M and U Pin Styles Only)
 A = Ammo Pack (M and U Pin Styles Only)
 Terminations _____
 LF = 100 % Tin-plated (RoHS compliant)
 Blank = 90 % Tin / 10 % Lead-plated (Standard)
 Consult factory for other available options.

*RoHS Directive 2002/95/EC Jan 27 2003 including Annex.
 †"Fluorinert" is a registered trademark of 3M Co.
 Specifications are subject to change without notice.
 Customers should verify actual device performance in their specific applications.

3329 - 1/4 " Round Trimpot® Trimming Potentiometer

BOURNS®

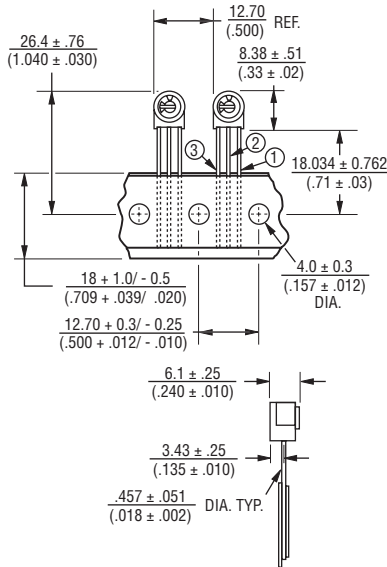
Standard Resistance Table

Resistance (Ohms)	Resistance Code
10	100
20	200
50	500
100	101
200	201
500	501
1,000	102
2,000	202
5,000	502
10,000	103
20,000	203
25,000	253
50,000	503
100,000	104
200,000	204
250,000	254
500,000	504
1,000,000	105

Popular distribution resistance values listed in boldface. Special resistances available.

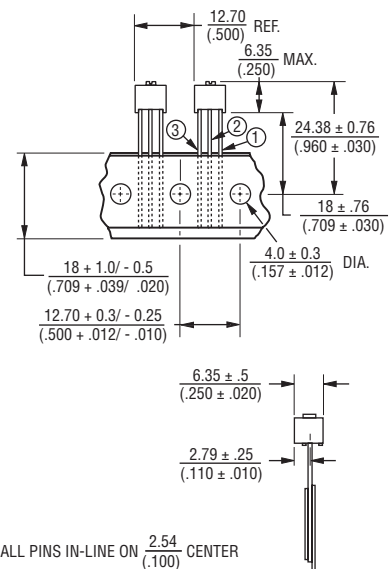
Packaging Specifications

**SIDE ADJUST
3329M-1**



ALL PINS IN-LINE ON $\frac{2.54}{(.100)}$ CENTER
 DIMENSIONS: $\frac{\text{MM}}{\text{(INCHES)}}$
 1000/REEL/BOX

**TOP ADJUST
3329U-1**



ALL PINS IN-LINE ON $\frac{2.54}{(.100)}$ CENTER
 DIMENSIONS: $\frac{\text{MM}}{\text{(INCHES)}}$
 1000/REEL/BOX

Meets EIA Specification 468.

REV. 08/10

"Trimpot" is a registered trademark of Bourns, Inc.
 Specifications are subject to change without notice.
 Customers should verify actual device performance in their specific applications.