



BOURNS®

3318 6 mm Square Trimming Potentiometer

Features

- Single-Turn / Carbon / Commercial Open Frame
- Cross slot rotor design suitable for automatic adjustment equipment
- Board retention features
- Enclosed cover
- PC board stand-offs
- Adjustable front / back, top / bottom
- RoHS compliant*

Electrical Characteristics

Standard Resistance Range100 Ω to 1 MΩ
 (see standard resistance table)
 Resistance Tolerance.....±20 %
 Contact Resistance Variation10 % max.
 ResolutionInfinite
 Adjustment Angle210° ± 15°

Environmental Characteristics

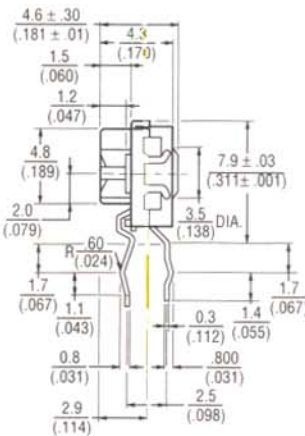
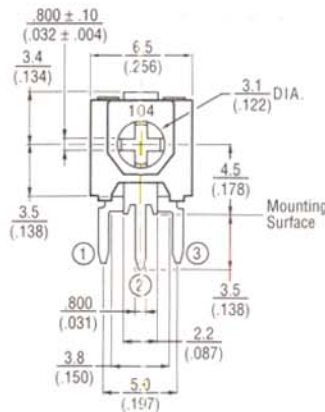
Power Rating0.1 watt
 Temperature Range.....-10 °C to +70 °C
 Temperature Coefficient.....±1,000 PPM/°C
 Load Life.....240 hours @ 50 °C
 (+20/-5 % ΔTR)

Physical Characteristics

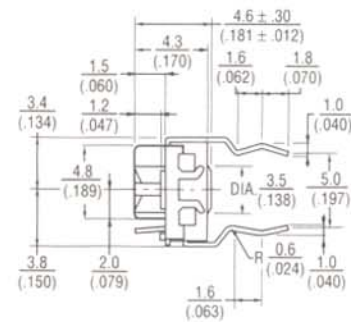
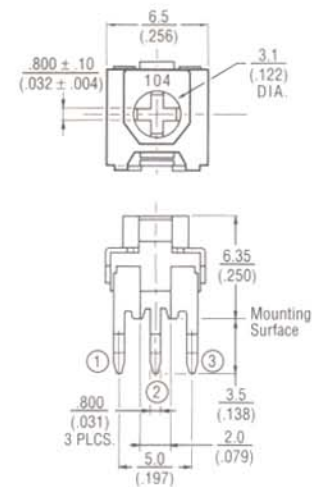
Torque (Operating)20~250 gf-cm
 Stop Strength
 Knob Side800 gf-cm
 Reverse Side350 gf-cm
 TerminalsSolderable pins
 MarkingResistance code
 Standard Packaging500 pcs. per bag

Product Dimensions

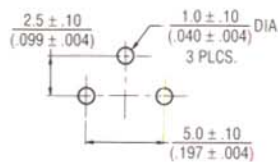
Model 3318S



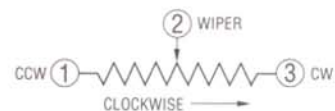
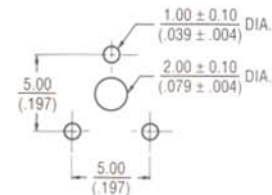
Model 3318P



Recommended PCB Layout



Recommended PCB Layout



DIMENSIONS: MM/(INCHES)
 TOLERANCES: ±.25/(±.010) EXCEPT WHERE NOTED

Specifications are subject to change without notice.
 *RoHS Directive 2002/95/EC Jan 27 2003 including Annex.
 Customers should verify actual device performance in their specific applications.
 REV 09/04

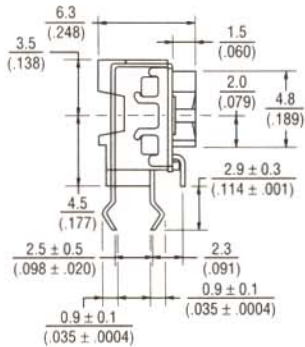
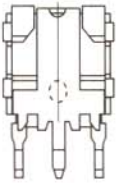
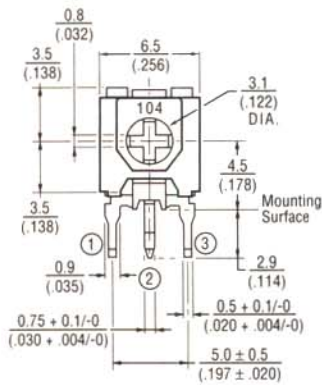
Trimmer Data Sheets

OBSOLETE

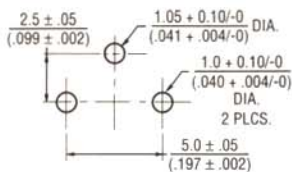
3318 – Product Dimensions and Ordering Information

Product Dimensions

Model 3318B



Recommended PCB Layout



DIMENSIONS: MM/(INCHES)
TOLERANCES: ±.25/(±.010) EXCEPT WHERE NOTED

Standard Resistance Table

Resistance (Ohms)	Resistance Code
100	101
200	201
220	221
300	301
500	501
1,000	102
2,000	202
2,200	222
3,000	302
3,300	332
4,700	472
5,000	502
10,000	103
20,000	203
22,000	223
30,000	303
47,000	473
50,000	503
100,000	104
200,000	204
220,000	224
470,000	474
500,000	504
1,000,000	105

How To Order

3318 P - 1 - 103 A

Model _____
 Style _____
 Standard or Modified _____
 Product Indicator _____
 -1 = Standard Product
 Resistance Code _____
 Ammo Pak Designator _____
 (G, S & B only)

OBSOLETE

Specifications are subject to change without notice.
Customers should verify actual device performance in their specific applications.