


1/2" (12.7mm) Conductive Plastic & Cermet Potentiometers

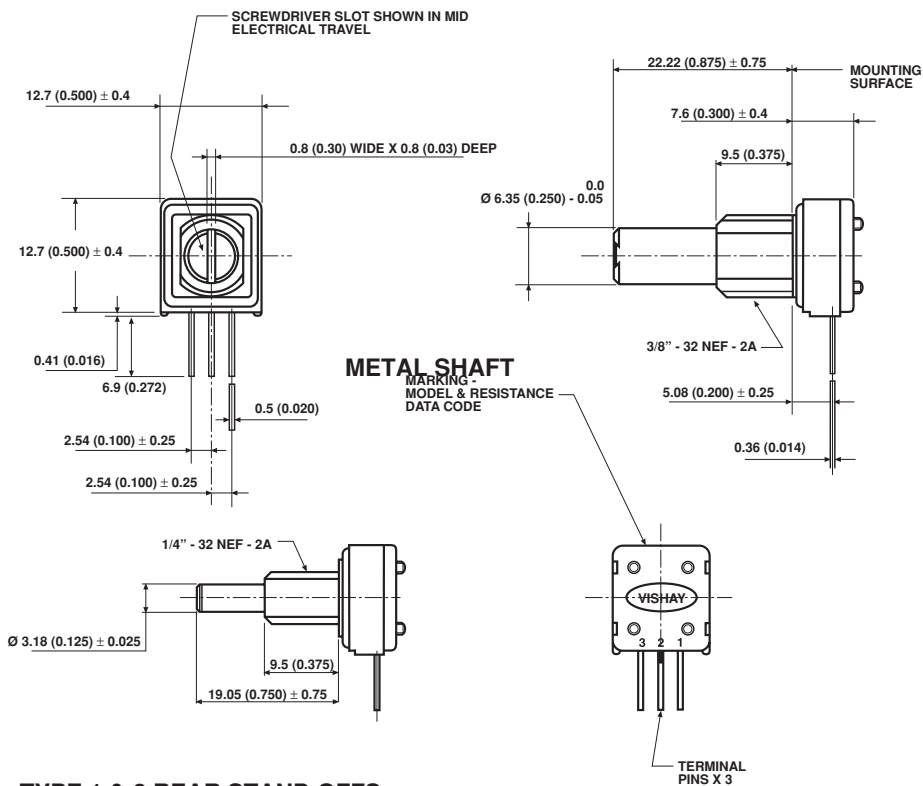


FEATURES

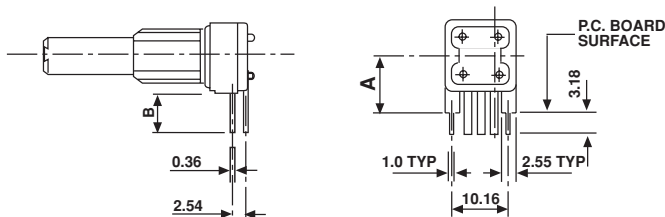
- Model 248/249 Retains the Proven High performance characteristics in a more cost effective package
- This model is destined to become the first choice when seeking high quality
- Cost Effective Panel Potentiometers
- P.C.B. Mounting Potentiometers

DIMENSIONS in millimeters (inches)

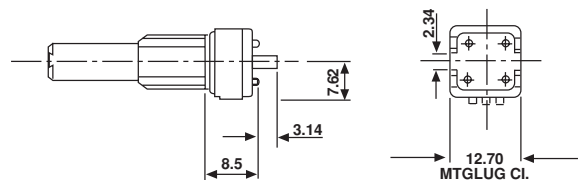
METAL OR PLASTIC SHAFTS



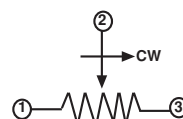
TYPE 1 & 2 REAR STAND OFFS



REAR LOCATING LUNGS



TYPE	A DIM SUPPORT PLATE	B DIM TERMINAL
1	6.76 (0.266")	3.18 (0.125")
2	9.52 (3.18")	6.35 (1/4")





ELECTRICAL SPECIFICATIONS		
PARAMETER	MODEL 248	MODEL 249
Element Type	Conductive Plastic	Cermet
Total Resistance Range	500Ω to 500KΩ	
Resistance Tolerance	± 20%	± 10%
Power rating	0.5 watts at 70°C	1.0 watts at 70°C
	Both derated to zero at 125°C	
Temperature Coefficient of Resistance	± 1000ppm/°C	± 100ppm/°C
Linearity Tolerance	± 5% Independent	
Contact Resistance Variation	Both 3% of the Total Resistance	
Insulation Resistance	1000MΩ minimum, 500VDC	
Dielectric Strength	750V _{RMS} minimum 50/60Hz	
End Resistance	2Ω maximum each end	
Effective Electrical Angle	265° ± 5°	

MECHANICAL SPECIFICATIONS

Rotation	295° ± 5°
Torque	Starting and Running 1.5 to 18.75mNm
End Stop Torque	0.35Nm (50 oz-in)
Weight	8.3g's (0.29 oz) (1/4" x 7/8" FMF metal shaft)
Max Tightening Torque	0.50Nm (1/4" Bush) 0.70Nm (3/8" Bush)

ENVIRONMENTAL SPECIFICATIONS

Temperature Range	- 55°C to + 125°C
Shock	390 meters/sec/sec, 1000 bumps
Vibrations	98 meters/sec/sec. 0.75mm, 10 to 500Hz
Rotational Life (Electrical)	
248:	50,000 cycles
249:	25,000 cycles
Load Life at 70°C	1000 hours
Materials	
Shaft:	Plated brass or plastic
Housing & Rear Lid:	Plastic flame retardant
Terminals:	Phosphor bronze, solder plated
Lockwasher:	Steel,
Panel nut:	Brass, nickel plated
Mounting Hardware	

STANDARD RESISTANCE ELEMENT DATA

Ohms 248/249:	500R, 1K, 2K, 5K, 10K, 25K, 50K, 100K, 250K, 500K, 1M
------------------	--

MARKING

Unit identification: Manufacturer's name and model number, EIA resistance value coding, tolerance, data code and terminal identification.

PACKAGING

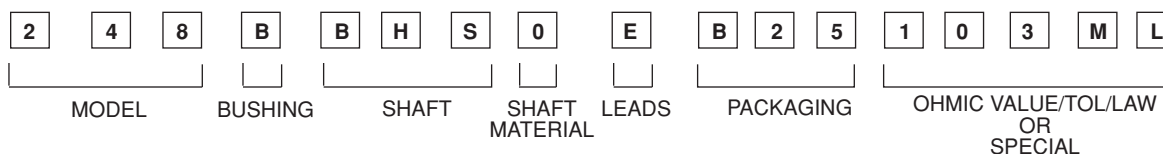
Carton box of 50, code: BO50

ORDERING INFORMATION

248 MODEL	JE SPECIAL FEATURES	8 SHAFT OPTIONS	08 FMF SHAFT OPTIONS	103 EIA RESISTANCE CODE
248/249	D: Rear locating lugs E: Type 1 rear stand offs F: Type 2 rear stand offs J: CW audio taper	7: 6.35 (1/4") plastic 8: 3.18 (1/8") plated brass 9: 6.35 (1/4") plated brass	08: 19.05 (3/4") for 3.18 (1/8") plated brass 10: 22.22 (7/8") for 6.35 (1/4") plated brass or plastic versions	

Example: 248 - JE - 8 - 08 - 103

SAP PART NUMBERING GUIDELINES



See the end of this data book for conversion tables



Notice

Specifications of the products displayed herein are subject to change without notice. Vishay Intertechnology, Inc., or anyone on its behalf, assumes no responsibility or liability for any errors or inaccuracies.

Information contained herein is intended to provide a product description only. No license, express or implied, by estoppel or otherwise, to any intellectual property rights is granted by this document. Except as provided in Vishay's terms and conditions of sale for such products, Vishay assumes no liability whatsoever, and disclaims any express or implied warranty, relating to sale and/or use of Vishay products including liability or warranties relating to fitness for a particular purpose, merchantability, or infringement of any patent, copyright, or other intellectual property right.

The products shown herein are not designed for use in medical, life-saving, or life-sustaining applications. Customers using or selling these products for use in such applications do so at their own risk and agree to fully indemnify Vishay for any damages resulting from such improper use or sale.