

Features

- 9 mm Round / Single-Turn / Cermet Industrial / Open Frame
 - Top and single side (front) adjust
 - Cross slot adjustment design
 - Horizontal and vertical mounting styles
 - Dust resistant/splash resistant covers
 - PC board stand-offs and retention feature
- RoHS compliant*
 - For trimmer applications/processing guidelines, [click here](#)

3309 - 9 mm Round Trimpot® Trimming Potentiometer

Electrical Characteristics

Standard Resistance Range 100 ohms to 2 megohms
 (see standard resistance table)
 Resistance Tolerance ±25 % std.
 Absolute Minimum Resistance 2 % max. (≤2K = 30 ohms)
 Contact Resistance Variation .. 3 % max.
 Resolution Essentially infinite
 Adjustment Angle 235 ° nom.

Environmental Characteristics

Power Rating (250 volts max.)
 70 °C 0.5 watt
 Temperature Range ... -25 °C to +100 °C
 Temperature Coefficient ... ±250 ppm/°C
 Load Life..... 1,000 hours 0.5 watt
 @ 70 °C (5 % ΔTR)

Physical Characteristics

Mechanical Angle 260 °±10 °
 Torque (Operating)..... 5 oz-in. max.
 Stop Strength 11.0 oz -in. min.
 Terminals Solderable pins
 Marking..... Manufacturer's trademark, resistance code
 Standard Packaging 200 pcs. per bag
 Adjustment Tool..... H-90

Aqueous cleaning not recommended

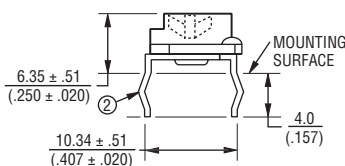
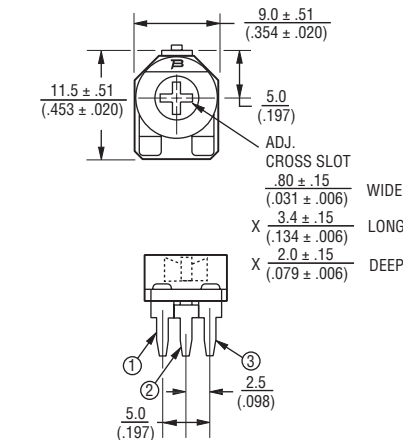
Standard Resistance Table

Resistance (Ohms)	Resistance Code
100	101
200	201
500	501
1,000	102
2,000	202
5,000	502
10,000	103
20,000	203
25,000	253
50,000	503
100,000	104
200,000	204
250,000	254
500,000	504
1,000,000	105
2,000,000	205

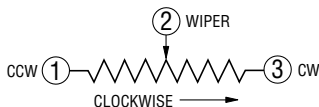
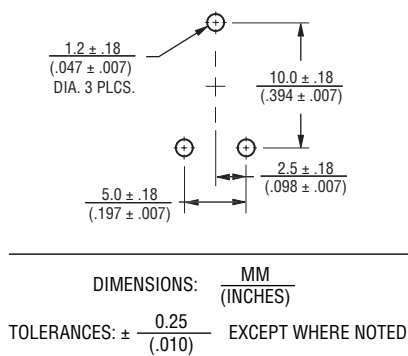
Popular distribution resistance values listed in boldface.

Product Dimensions

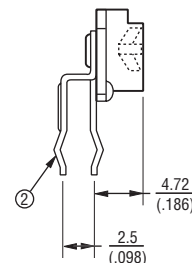
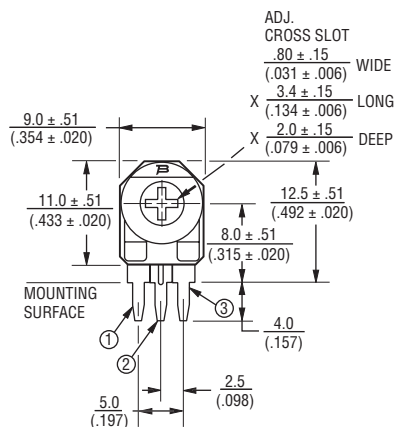
3309P-1 Top Adjust



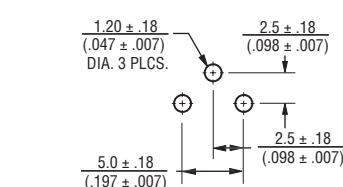
SUGGESTED PWB LAYOUT



3309W-1 Single Side (Front) Adjust



SUGGESTED PWB LAYOUT



How To Order

3309 W - 1 - 103

Model _____

Style _____

P = Top adjust
 W = Single side (front) adjust

Rotor Style _____

-1 = Standard

Resistance Code _____

REV. 08/10

*RoHS Directive 2002/95/EC Jan 27 2003 including Annex.
 "Trimpot" is a registered trademark of Bourns, Inc.
 Specifications are subject to change without notice.
 Customers should verify actual device performance in their specific applications.