

Features

- 9 mm Round / Single-Turn / Cermet Industrial / Open Frame
- Both sides adjust
- Cross slot and hexagon adjustment designs
- Horizontal and vertical mounting styles
- Dust resistant/splash resistant covers



Models 3309-2 & 3309-3 are currently available, although not recommended for new designs. Model 3309-1 is preferred.

- PC board stand-offs and retention feature
- RoHS compliant*

3309 - 9 mm Round Trimming Potentiometer

Electrical Characteristics

Standard Resistance Range 100 ohms to 2 megohms
 (see standard resistance table)
 Resistance Tolerance $\pm 25\%$ std.
 Absolute Minimum Resistance 2 % max. ($\leq 2K = 30$ ohms)
 Contact Resistance Variation .. 3 % max.
 Resolution Essentially infinite
 Adjustment Angle 235 ° nom.

Environmental Characteristics

Power Rating (250 volts max.)
 70 °C 0.5 watt
 Temperature Range ... -25 °C to +100 °C
 Temperature Coefficient ... ± 250 ppm/°C
 Load Life 1,000 hours 0.5 watt
 @ 70 °C (5 % ΔTR)

Physical Characteristics

Mechanical Angle 260 ° ± 10 °
 Torque (Operating) 5 oz-in. max.
 Stop Strength 11.0 oz -in. min.
 Terminals Solderable pins
 Marking Manufacturer's trademark, resistance code
 Standard Packaging 200 pcs. per bag
 Adjustment Tool H-90

Aqueous cleaning not recommended

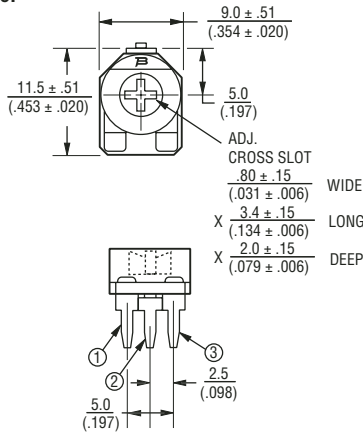
How To Order

3309 W - 2 - 103

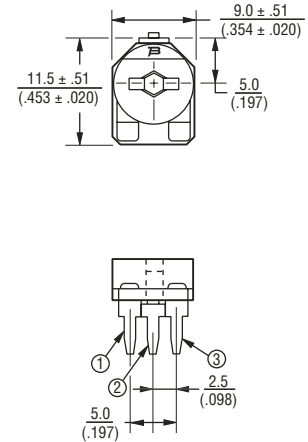
Model _____
 Style _____
 Rotor Style _____
 -1 = Standard
 -2 = Cross Slot/Single Slot Rear Adjust
 -3 = 2 mm Hex Thru Hole
 Resistance Code _____

Product Dimensions

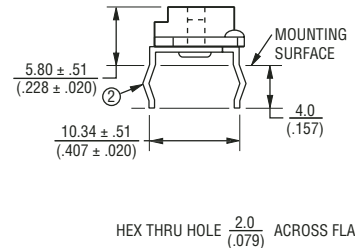
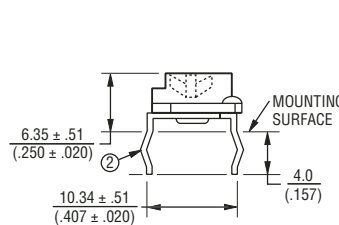
Top/Bottom Adjust
 Common Dimensions
 3309P



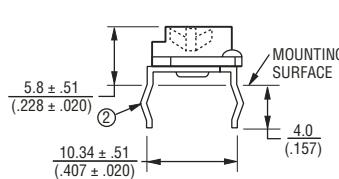
3309P-3 Both Sides Adjust Hex



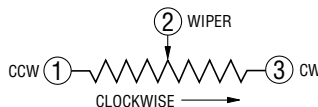
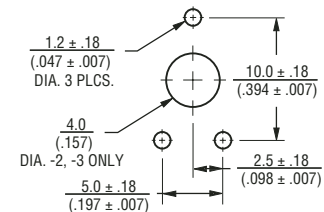
3309P-1 Top Adjust



3309P-2 Both Sides Adjust/Cross Slot



SUGGESTED PWB LAYOUT - 3309P



DIMENSIONS: $\frac{MM}{(INCHES)}$

TOLERANCES: $\pm \frac{0.25}{(.010)}$ EXCEPT WHERE NOTED

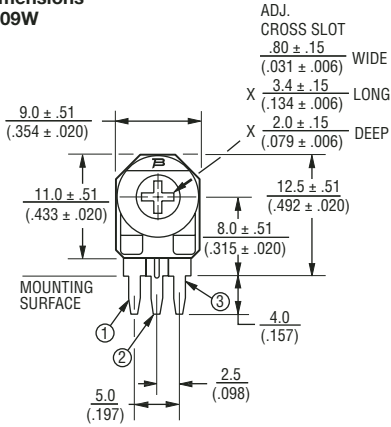
*RoHS Directive 2002/95/EC Jan 27 2003 including Annex.
 Specifications are subject to change without notice.
 Customers should verify actual device performance in their specific applications

3309 - 9 mm Round Trimming Potentiometer

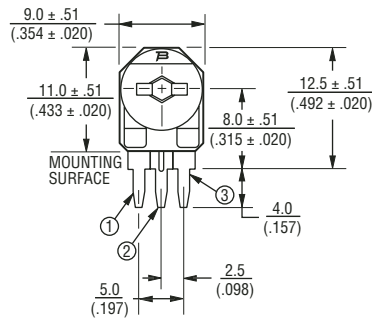
BOURNS®

Product Dimensions

Side Adjust Common Dimensions 3309W



3309W-3 Both Sides Adjust Hex

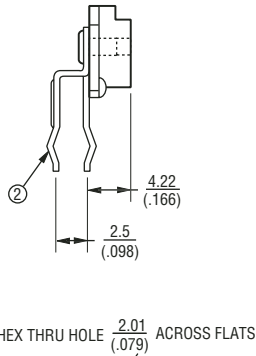
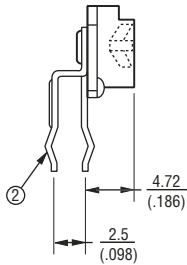


Standard Resistance Table

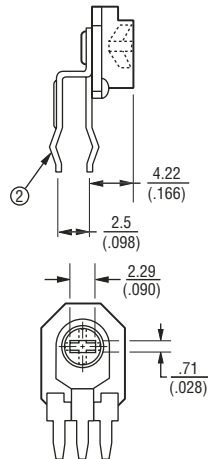
Resistance (Ohms)	Resistance Code
100	101
200	201
500	501
1,000	102
2,000	202
5,000	502
10,000	103
20,000	203
25,000	253
50,000	503
100,000	104
200,000	204
250,000	254
500,000	504
1,000,000	105
2,000,000	205

Popular distribution resistance values listed in boldface.

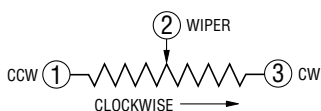
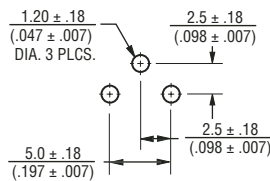
3309W-1 Single Side (Front) Adjust



3309W-2 Both Sides Adjust - Cross Slot



SUGGESTED PWB LAYOUT - 3309W



DIMENSIONS: $\frac{\text{MM}}{\text{(INCHES)}}$
 TOLERANCES: $\pm \frac{0.25}{(.010)}$ EXCEPT WHERE NOTED

REV. 10/08

Specifications are subject to change without notice. Customers should verify actual device performance in their specific applications