



Features

- 9 mm Round / Single Turn / Carbon Commercial / Open Frame
- Both sides adjust
- Cross slot and hexagon adjustment designs
- Horizontal and vertical mounting styles
- Dust resistant/splash resistant covers
- PC board stand-offs and retention feature



Models 3319-2 & 3319-3 are currently available, although not recommended for new designs. Model 3319-1 is preferred.

- RoHS compliant*

3319 - 9 mm Round Trimming Potentiometer

Electrical Characteristics

Standard Resistance Range 100 to 1 megohm
 (see standard resistance table)
 Resistance Tolerance $\pm 25\%$ std.
 End Resistance 2 % max. ($\leq 2K = 30$ ohms)
 Contact Resistance Variation 3 % max.
 Resolution Infinite
 Adjustment Angle 235° nom.

Environmental Characteristics

Power Rating (200 volts max.)
 70 °C 0.2 watt
 Temperature Range -25°C to $+100^\circ\text{C}$
 Temperature Coefficient ± 1000 ppm/°C
 Load Life 1,000 hours 0.2 watt @ 70 °C
 ($< 100K = +3/-7\%$ DTR)
 ($\geq 100K = +3/-10\%$ DTR)

Physical Characteristics

Torque (Operating) 5 oz-in. max.
 Stop Strength 11.0 oz-in. min.
 Terminals Solderable pins
 Marking Manufacturer's trademark, resistance code
 Standard Packaging 200 pcs. per bag
 Adjustment Tool H-90

Aqueous cleaning not recommended

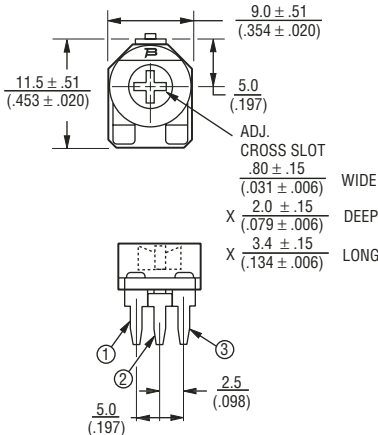
How To Order

3319 W - 2 - 103

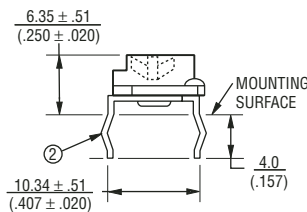
Model _____
 Pin Style _____
 Rotor Style _____
 -1 = Standard
 -2 = Cross Slot/Single Slot Rear Adjust
 -3 = 2mm Hex Thru Hole
 Resistance Code _____

Product Dimensions

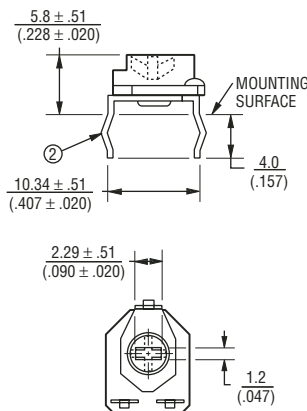
3319P Common Dimensions



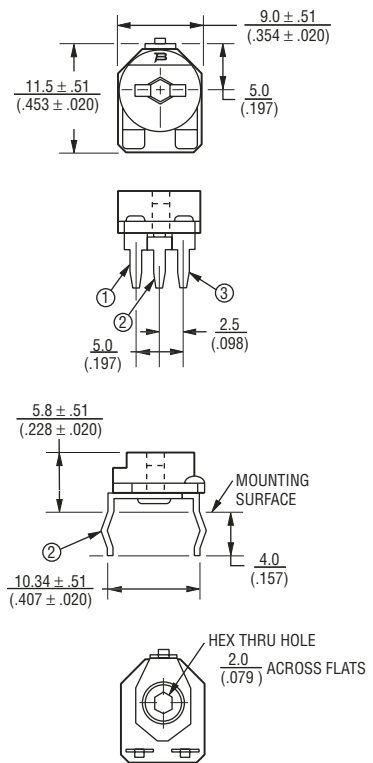
3319P-1 Top Adjust



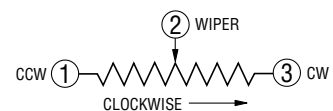
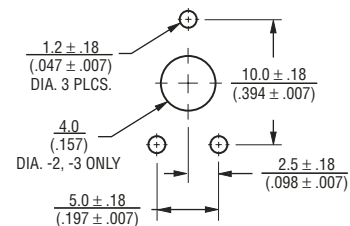
3319P-2 Both Sides Adjust/Cross Slot



3319P-3 Both Sides Adjust/Hex



SUGGESTED PWB LAYOUT - 3319P



DIMENSIONS: $\frac{\text{MM}}{\text{(INCHES)}}$
 TOLERANCES: $\pm \frac{0.25}{(.010)}$ EXCEPT WHERE NOTED

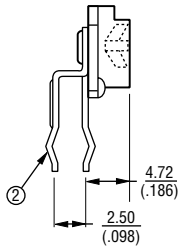
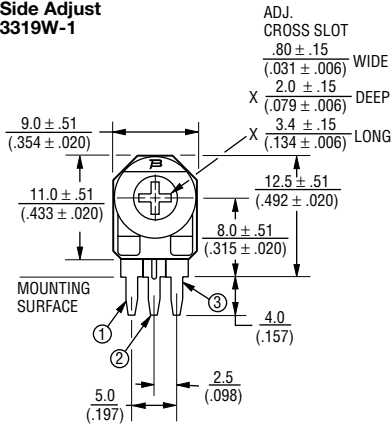
*RoHS Directive 2002/95/EC Jan 27 2003 including Annex.
 Specifications are subject to change without notice.
 Customers should verify actual device performance in their specific applications

3319 - 9 mm Round Trimming Potentiometer

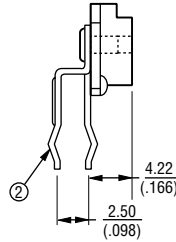
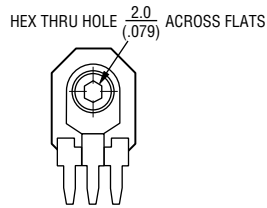
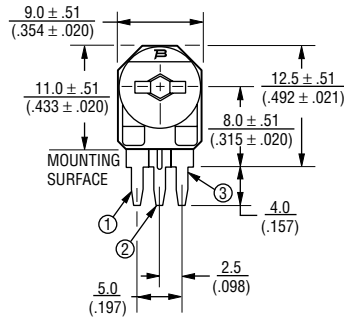
BOURNS®

Packaging Specifications

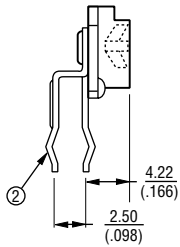
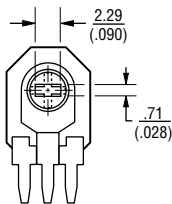
Side Adjust 3319W-1



3319W-3 Both Sides Adjust/Hex



3319W-2 Both Sides Adjust /Cross Slot

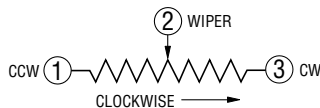
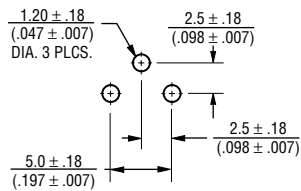


Standard Resistance Table

Resistance (Ohms)	Resistance Code
100	101
200	201
500	501
1,000	102
2,000	202
5,000	502
10,000	103
20,000	203
50,000	503
100,000	104
200,000	204
500,000	504
1,000,000	105

Popular distribution resistance values listed in boldface.

SUGGESTED PWB LAYOUT - 3319W



DIMENSIONS: $\frac{\text{MM}}{\text{(INCHES)}}$

TOLERANCES: $\pm \frac{0.25}{(.010)}$ EXCEPT WHERE NOTED

REV. 10/08

Specifications are subject to change without notice.
Customers should verify actual device performance in their specific applications