

## Features

- Surface Mount 4 mm Square / Multiturn Cermet / Industrial / Sealed
- Sealed to withstand board wash processing
- Pick and place centering design, with flush adjustment
- 4 mm design meets EIA/EIAJ/IPC/VECI SMD standard trimmer footprint
- RoHS compliant\* - see [processing information](#) on lead free surface mount trimmers
- For trimmer applications/processing guidelines, [click here](#)

## 3214 - 5-Turn Trimpot® Trimming Potentiometer

### Electrical Characteristics

Standard Resistance Range ..... 10 ohms to 2 megohms  
 (see standard resistance table)  
 Resistance Tolerance ..... ±10 % std.  
 Absolute Minimum Resistance ..... 1 % or 2.0 ohms  
 (whichever is greater)  
 Contact Resistance Variation ..... 3 % or 3 ohms max.  
 Resolution ..... Essentially Infinite  
 Insulation Resistance ..... 500 vdc.  
 100 megohms min.  
 Dielectric Strength  
 Sea Level ..... 600 vac (1 minute)  
 Adjustment Angle ..... 5 turns nom.

### Environmental Characteristics

Power Rating (300 volts max.)  
 85 °C ..... 0.25 watt  
 150 °C ..... 0 watt  
 Temperature Range ..... -65 °C to +150 °C  
 Temperature Coefficient ..... ±100 ppm/°C  
 Humidity ..... MIL-STD 202 Method 106  
 TRS ±2 %; IR 10 megohms  
 Vibration ..... 20 G TRS±1 %; VRS ±1 %  
 Shock ..... 100 G TRS ±1 %; VRS ±1 %  
 Load Life  
 ..... @ 85 °C rated power 1,000 hours  
 TRS 3 ohms or 3 %  
 (whichever is greater)  
 Rotational Cycling ..... 200 cycles  
 TRS 3 ohms or 3 %  
 (whichever is greater)  
 Thermal Shock ..... 5 cycles  
 TRS ±2 %; VRS ±1 %

### Physical Characteristics

Mechanical Stop ..... Wiper idles  
 Torque ..... 180 g-cm max.  
 Weight ..... Approximately 0.01 oz.  
 Marking ..... Manufacturer's code,  
 resistance code and date code  
 Solderability ..... Per MIL-STD-202,  
 Method 208  
 Wiper ..... 50 % (Actual TR) ±10 %  
 Flammability ..... UL94V0  
 Pushover Strength  
 J, G ..... 4.4 lbs.  
 W, X ..... 1 lb.  
 Adjustment Tool ..... H-91

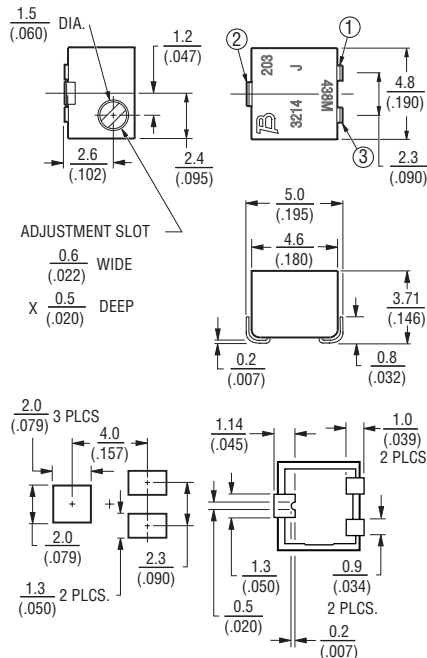
### How To Order

**3214 J - 1 - 502 E**

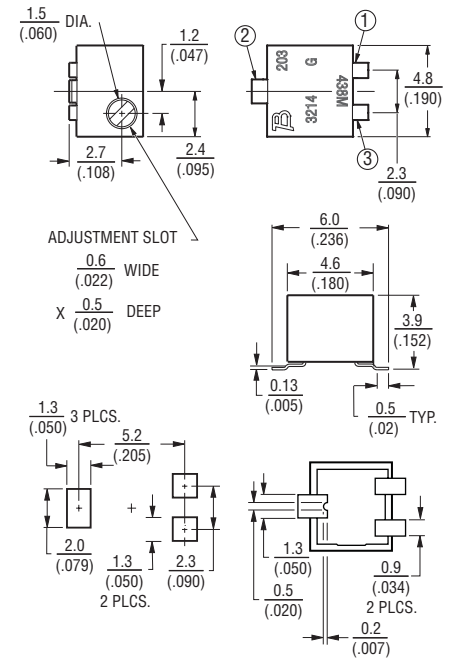
Model \_\_\_\_\_  
 Style \_\_\_\_\_  
 Standard or Modified \_\_\_\_\_  
 Product Indicator \_\_\_\_\_  
 -1 = IR Reflow (standard)  
 †-2 = Wave Solderable  
 -FW5 = .070" ± .010" Shaft Extension  
 Resistance Code \_\_\_\_\_  
 Embossed Tape Designator \_\_\_\_\_  
 E = Style J, G: 500 pcs./7" reel (standard)  
 Style W: 250 pcs./7" reel (standard)  
 Style X: 200 pcs./7" reel (standard)  
 G = Style J, G: 1500 pcs./13" reel (standard)  
 Style W: 1000 pcs./13" reel (standard)  
 Style X: 850 pcs./13" reel (standard)  
 G = Style J, G: 1500 pcs./13" reel (FW5)  
 Style W, X: 600 pcs./13" reel (FW5)  
 Consult factory for other available options.  
 † -2 has a treated stainless steel shaft

### Product Dimensions

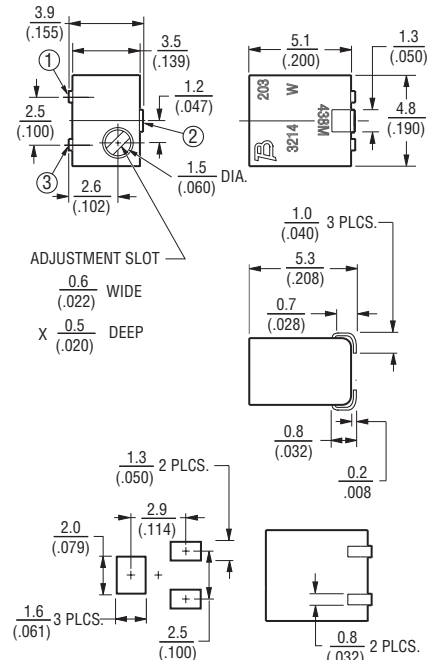
#### 3214J Side Adjust



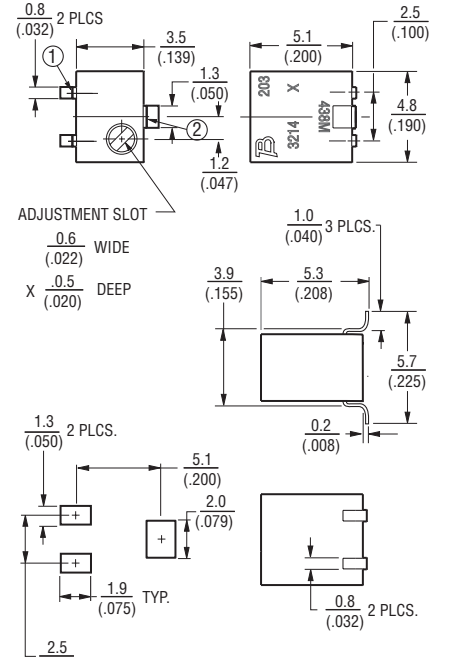
#### 3214G Side Adjust



#### 3214W Top Adjust



#### 3214X Top Adjust



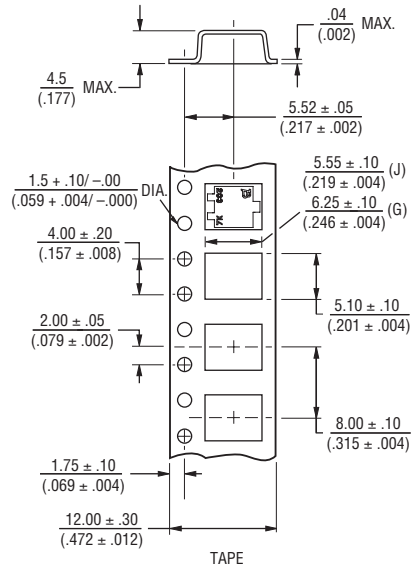
DIMENSIONS:  $\frac{\text{MM}}{\text{(INCHES)}}$

\*RoHS Directive 2002/95/EC Jan 27 2003 including Annex.  
 Specifications are subject to change without notice.  
 Customers should verify actual device performance in their specific applications.

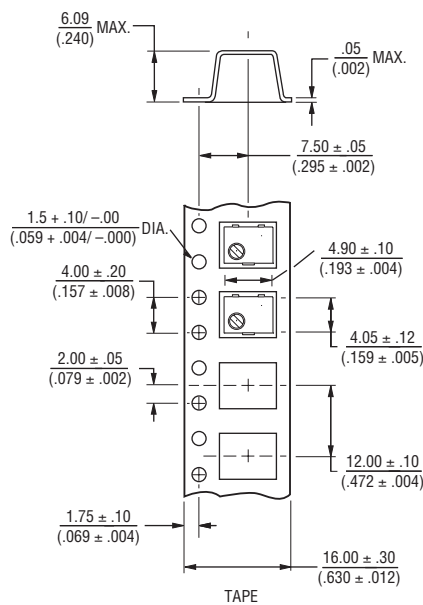
# 3214 - Packaging Specifications

**BOURNS®**

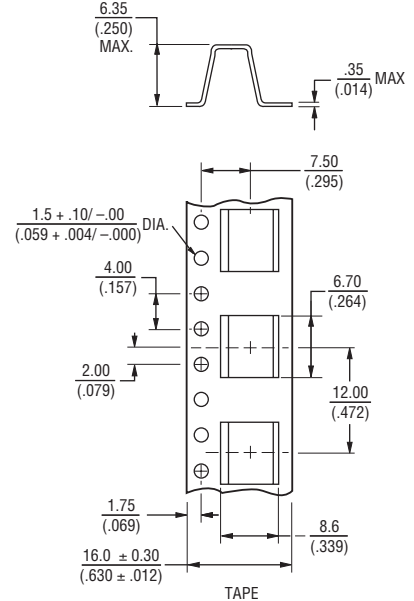
## J & G Styles



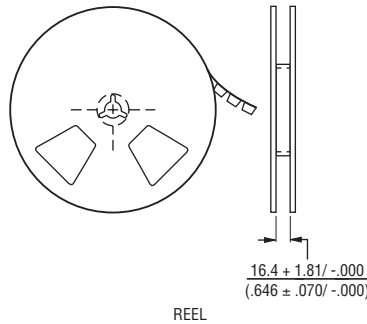
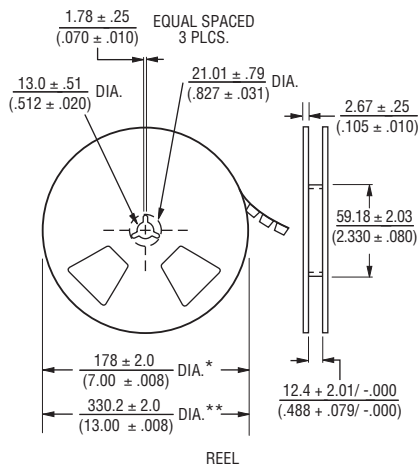
## W Style



## X Style

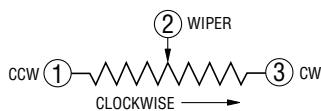


## W & X Style Reel



\* Embossed Tape Designator "E"  
 \*\* Embossed Tape Designator "G"  
 (See How To Order chart for further information.)

Cover tape peel strength: Meets EIA specification 481.



\* Embossed Tape Designator "E"  
 \*\* Embossed Tape Designator "G"  
 (See How To Order chart for further information.)

Cover tape peel strength: Meets EIA specification 481.

DIMENSIONS:  $\frac{\text{MM}}{\text{(INCHES)}}$   
 TOLERANCES:  $\pm \frac{0.25}{(.010)}$  EXCEPT WHERE NOTED

## Standard Resistance Table

Resistance (Ohms)	Resistance Code
10	100
20	200
50	500
<b>100</b>	<b>101</b>
<b>200</b>	<b>201</b>
<b>500</b>	<b>501</b>
<b>1,000</b>	<b>102</b>
<b>2,000</b>	<b>202</b>
<b>5,000</b>	<b>502</b>
<b>10,000</b>	<b>103</b>
<b>20,000</b>	<b>203</b>
<b>50,000</b>	<b>503</b>
<b>100,000</b>	<b>104</b>
200,000	204
500,000	504
1,000,000	105
2,000,000	205

Popular distribution values listed in boldface.  
 Special resistances available.

REV. 08/10

"Trimpot" is a registered trademark of Bourns, Inc.  
 Specifications are subject to change without notice.  
 Customers should verify actual device performance in their specific applications.