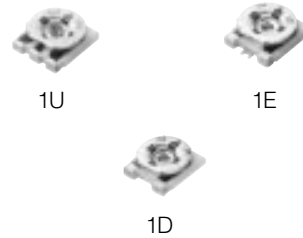


4 mm Square SMT Trimmer Potentiometers (Cermet, Open Frame Type)

Type: **EVM1D**
EVM1E
EVM1U



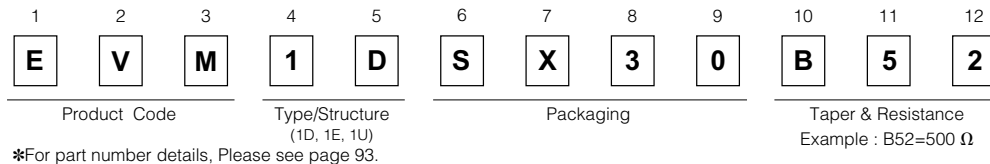
■ Features

- 4 mm square series for reflow soldering
- Both sides adjust type (EVM1U)
- High reliability realized by cermet element
- Excellent mountability
- Conforms to JIS C5260-1:1999

■ Recommended Applications

- Audio/visual, office, and communication equipment
- General electronic equipment

■ Explanation of Part Numbers



■ Specifications

Total Resistance Value Resistance Tolerance	100 Ω to 1 MΩ ±25 %
Power Rating Limiting Element Voltage	0.2 W 50 V
Rotation Torque	2 to 20 mN·m
Temperature Coefficient of Resistance	±250 × 10 ⁻⁶ /°C

■ Minimum Quantity/Packing Unit

Part Number	Taping		
	Quantity per reel	Packaging quantity	Dia. of reel (mm)
EVM1D EVM1E EVM1U	1000	4000	φ178

The standard packaging methods for a reel is φ178.

Please contact us, if you would like different packaging methods. (Bulk, Reel of φ330, Reel of φ380)

Design and specifications are each subject to change without notice. Ask factory for the current technical specifications before purchase and/or use.
Should a safety concern arise regarding this product, please be sure to contact us immediately.

00 Sep. 2010

■ Dimensions in mm (not to scale)

● 3-terminal, Cross SlotEVM1D

No. 1

Resistance

Driver Slot
width 0.55
length 2.5
depth 0.35

Mass (Weight) : 58 mg/pc.

(Recommended Land Pattern)

(Circuit diagram)

● 3-terminal, Cross SlotEVM1E

No. 2

Resistance

Driver Slot
width 0.55
length 2.5
depth 0.35

Mass (Weight) : 58 mg/pc.

(Recommended Land Pattern)

(Circuit diagram)

● 3-terminal, Cross Slot, Both Sides AdjustEVM1U

No. 3

Resistance

Driver Slot
width 0.55
length 2.5
depth 0.35

Mass (Weight) : 71 mg/pc.

(Recommended Land Pattern)

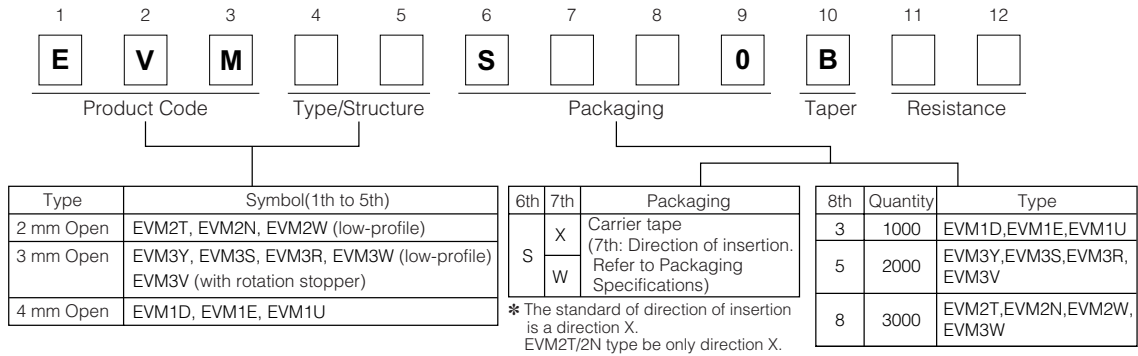
(Circuit diagram)

Design and specifications are each subject to change without notice. Ask factory for the current technical specifications before purchase and/or use.
Should a safety concern arise regarding this product, please be sure to contact us immediately.

00 Sep. 2010

■ Explanation of Part Numbers

● SMT Trimmer Potentiometers



● Ceramic Trimmer Potentiometers

