


ST-REL3-HW230/21


Order No.: 2821083

The illustration shows version ST-REL3-HG 24/21



<http://eshop.phoenixcontact.de/phoenix/treeViewClick.do?UID=2821083>

Relay connector, equipped with Hengstler miniature round relay, contacts (AgCdO+Au): small to large loads, 1 PDT, input voltage 230 V AC, with light indicator, can be plugged on basic termination blocks

Commercial data	
GTIN (EAN)	 4 017918 077006
sales group	G012
Pack	10 pcs.
Customs tariff	85364900
Catalog page information	Page 81 (IF-2002)

Product notes

WEEE/RoHS-compliant since:
09/27/2006



<http://www.download.phoenixcontact.com>
Please note that the data given here has been taken from the online catalog. For comprehensive information and data, please refer to the user documentation. The General Terms and Conditions of Use apply to Internet downloads.

Technical data

Coil side

Nominal input voltage U_N	230 V AC
Input voltage range in reference to U_N	0.8 ... 1.1
Nominal input current at U_N	7 mA
Typical response time	4 ms ... 15 ms (depending on phase relation)
Typical release time range	4 ms ... 15 ms (depending on phase relation)
Operating voltage display	Yes

Contact side

Contact type	Single contact, 1-PDT
Contact material	Silver cadmium oxide (AgCdO), 10 μ m hard gold-plated
Maximum switching voltage	250 V AC/DC
Maximum inrush current	6 A
Limiting continuous current	6 A
Interrupting rating (ohmic load) max.	120 W (at 24 V DC) 180 W (for 48 V DC) 105 W (for 60 V DC) 60 W (for 110 V DC) 90 W (for 220 V DC) 1500 VA (for 250 V AC)

General data

Width	20.8 mm
Height	33 mm
Depth	66.5 mm
Test voltage relay winding/relay contact	2 kV AC (50 Hz, 1 min.)
Ambient temperature (operation)	-20 °C ... 60 °C
Ambient temperature (storage/transport)	-20 °C ... 70 °C
Operating mode	100% operating factor
Mechanical service life	Approx. 10^7 cycles
Standards/regulations	DIN VDE 0110b, Gr. C for 250 V DC DIN VDE 0160 (in relevant parts)

Certificates / Approvals



Certification

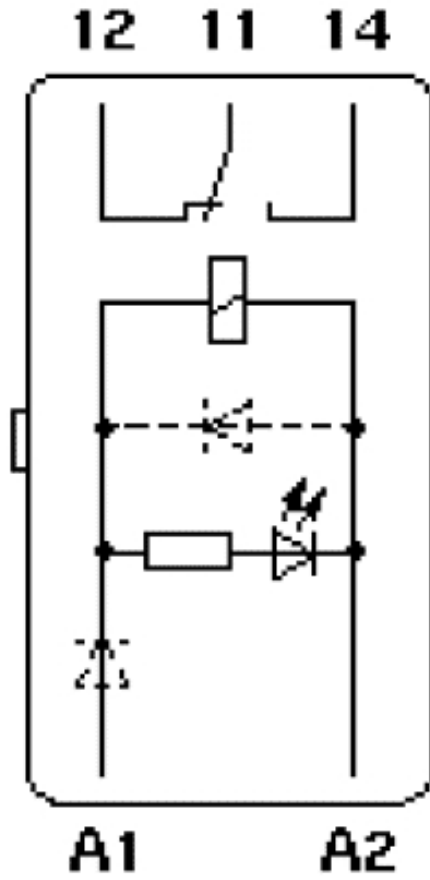
GOST

Additional products

Item	Designation	Description
General		
2777043	UDK-RELG 3	Basic termination blocks with test connection on both sides and double connections with the same potential for NS 32 and NS 35/7.5 DIN rail, with end cover, for ST-REL..., ST-OV... and ST-OE... plugs, 3-pos.
2820136	URELG 3	Basic termination blocks with screw connection for NS 32 and NS 35/7.5 DIN rail, with end cover, for ST-REL..., ST-OV... and ST-OE... plugs, 3-pos.
2820709	URELG 3-PMTK	Basic termination blocks with test connection on both sides and knife disconnection for NS 32 and NS 35/7.5 DIN rail, with end cover, for ST-REL..., ST-OV... and ST-OE... plugs, 3-pos.
2829917	ZFK-RELG 3	Basic termination blocks with spring-cage connection for NS 35/7.5 DIN rail, with end cover, for ST-REL..., ST-OV... and ST-OE... plugs, 3-pos.

Diagrams/Drawings

Circuit diagram



Address

PHOENIX CONTACT Inc., USA
586 Fulling Mill Road
Middletown, PA 17057, USA
Phone (800) 888-7388
Fax (717) 944-1625
<http://www.phoenixcon.com>



© 2011 Phoenix Contact
Technical modifications reserved;