


# AC BLOWERS



OAB800AN

**FRAME**

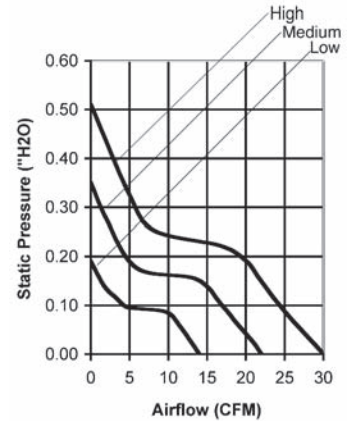
Diecast Aluminum

**IMPELLER**

Glass reinforced PBT, UL94V-0

**POWER CONNECTION**

Two lead wires 300mm (12")



MODEL NUMBER	SPEED (RPM)	AIRFLOW (CFM)	NOISE (DB)	VOLTS AC	VOLTAGE RANGE	WATTS	MAX. STATIC PRESSURE (H <sub>2</sub> O)
OAB800AN-11-1B	2800	30	48	115	80~120	18	0.51
OAB800AN-11-2B	2100	22	39	115	80~120	12	0.35
OAB800AN-11-3B	1400	14	28	115	80~120	9	0.19
OAB800AN-22-1B	2800	30	48	220	150~240	18	0.51
OAB800AN-22-2B	2100	22	39	220	150~240	12	0.35
OAB800AN-22-3B	1400	14	28	220	150~240	9	0.19

**MOTOR**

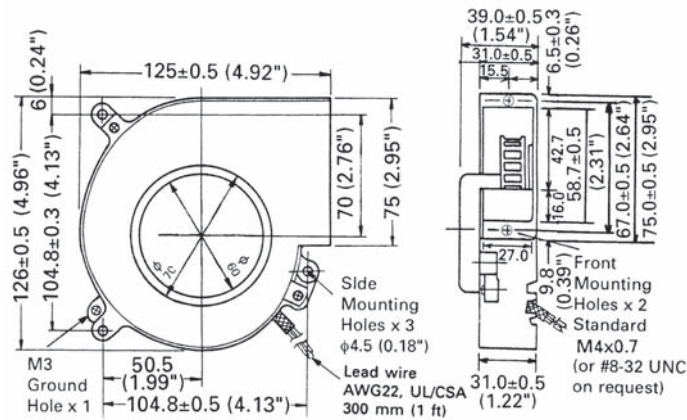
Shaded pole,  
Impedance protected

**DIELECTRIC STRENGTH**

1 minute at 1500VAC / 50/60Hz  
0.5mA

**LIFE EXPECTANCY (L10)**

Dual Ball Bearing  
60,000 hrs @ 60C (140F)



**OPERATING**

**TEMPERATURE**

Dual Ball Bearing  
-20C ~ +80C

**WEIGHT**

1.2 lbs.

Drawing for dimensional reference only.