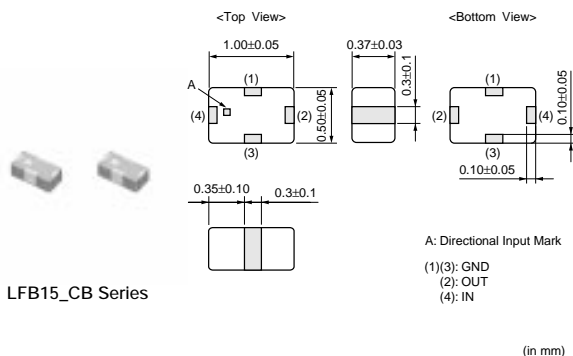


for RF/Local

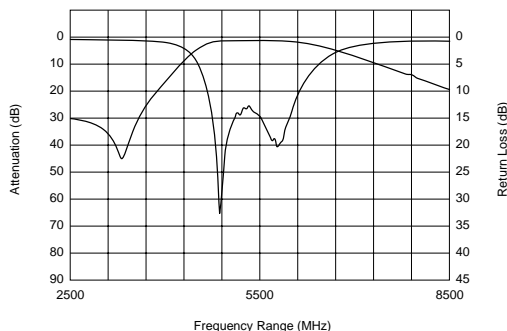
Chip Multilayer LC Filters (BPF)

● LFB15(0402)_CB Series



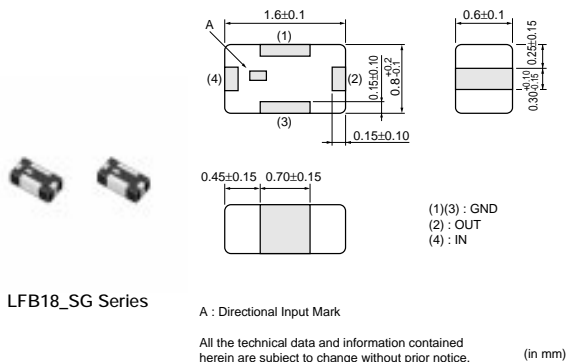
LFB15_CB Series

Frequency Characteristics



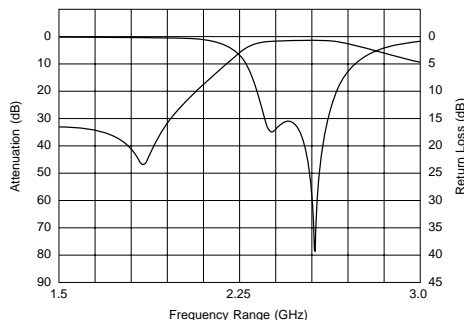
Part Number	Nominal Center Frequency (fo) (MHz)	Bandwidth (BW) (MHz)	Insertion Loss in BW (dB)	Attenuation (Absolute Value) I) (dB)	Attenuation (Absolute Value) II) (dB)	Application
LFB155G37CB1C032	5375	fo±475	1.5 max. (at 25°C)	10 min. at 3800MHz	5 min. at 7500MHz	WLAN/BT
LFB155G50CB1B948	5500	fo±350	1.1 max. (at 25°C)	9.5 min. at 4000MHz	4.5 min. at 7500MHz	WLAN/BT

● LFB18(0603)_SG Series



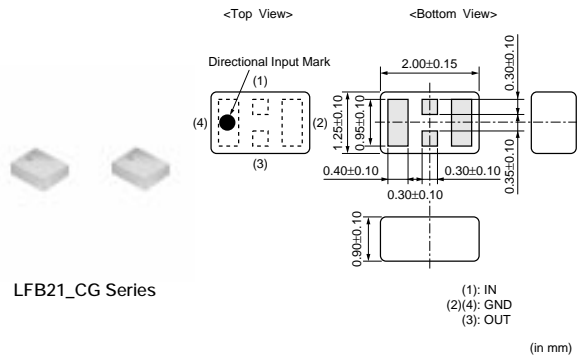
LFB18_SG Series

Frequency Characteristics

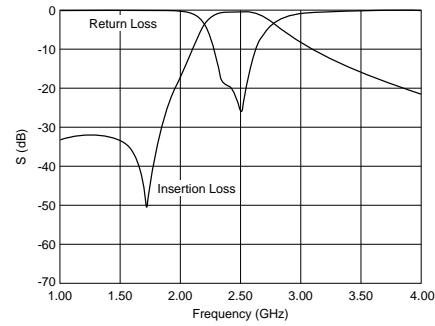


Part Number	Nominal Center Frequency (fo) (MHz)	Bandwidth (BW) (MHz)	Insertion Loss in BW (dB)	Attenuation (Absolute Value) I) (dB)	Attenuation (Absolute Value) II) (dB)	Application
LFB182G45SG9A213	2450	fo±50	2.2 max. (at 25°C)	24 min. at 880-960MHz	20 min. at 1710-1990MHz	WLAN/BT
LFB182G45SG9A246	2450	fo±50	2.2 max. (at 25°C)	24.5 min. at 880-960MHz	12.5 min. at 1710-1990MHz	WLAN/BT
LFB182G45SG9A272	2450	fo±50	1.8 max. (at 25°C)	25 min. at 880-1000MHz	22.5 min. at 1200-1300MHz	WLAN/BT
LFB182G60SGHB972	2600	fo±100.0	1.9 max. (at 25°C)	29.5 min. at 806-849MHz	25 min. at 1850-1910MHz	WIMAX
LFB182G60SGHC149	2600	fo±100.0	2.2 max. (at 25°C)	29.5 min. at 806-849MHz	30 min. at 1850-1910MHz	WIMAX
LFB183G60SGJC019	3500	fo±200	1.8 max. (at 25°C)	25.5 min. at 806-849MHz	21.5 min. at 1850-1910MHz	WIMAX
LFB185G78SGAB713	5787.5	fo±62.5	2.2 max. (at 25°C)	16.5 min. at 4800MHz	23.5 min. at 11450-11700MHz	WLAN/BT

● LFB21(0805)_CG Series

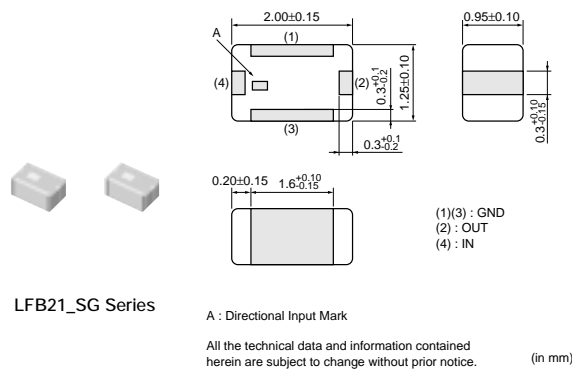


Frequency Characteristics

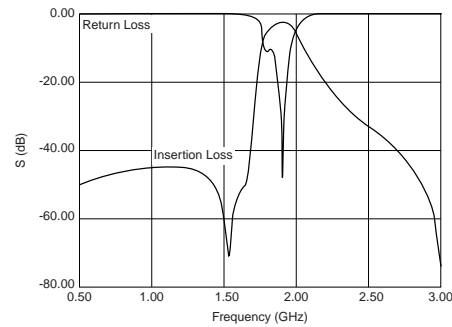


Part Number	Nominal Center Frequency (fo) (MHz)	Bandwidth (BW) (MHz)	Insertion Loss in BW (dB)	Attenuation (Absolute Value) I) (dB)	Attenuation (Absolute Value) II) (dB)	Application
LFB212G45CG1B187	2450.00	fo±50.00	0.90 max. (at 25°C)	28 min. at 824-960MHz	15 min. at 1710-1910MHz	WLAN/BT
LFB212G45CG1B982	2450.00	fo±50.00	1.00 max. (at 25°C)	28 min. at 824-849MHz	17 min. at 1920-1990MHz	WLAN/BT
LFB212G45CG2D013	2450.00	fo±50.00	2.50 max. (at 25°C)	30 min. at 824-915MHz	32 min. at 1920-1980MHz	WLAN/BT

● LFB21(0805)_SG Series



Frequency Characteristics



Part Number	Nominal Center Frequency (fo) (MHz)	Bandwidth (BW) (MHz)	Insertion Loss in BW (dB)	Attenuation (Absolute Value) I) (dB)	Attenuation (Absolute Value) II) (dB)	Application
LFB211G90SG8B704	1906.5	fo±13.5	3.0 max. (at 25°C)	20 min. at 1660.5-1686.3MHz	11 min. at 2126.8-2152.6MHz	PHS
LFB212G45SG8A127	2450	fo±50	1.5 max. (at 25°C)	25 min. at 1200-1300MHz	10.0 min. at 2000MHz	WLAN/BT
LFB212G45SG8A143	2450	fo±50	2.7 max. (at 25°C)	20 min. at 880-1710MHz	30 min. at 1710-1990MHz	WLAN/BT
LFB212G45SG8A166	2450	fo±50	1.4 max. (at 25°C)	30 min. at 824-960MHz	30 min. at 1710-1910MHz	WLAN/BT
LFB212G45SG8A192	2450	fo±50	2.6 max. (at 25°C)	40 min. at 880-960MHz	38 min. at 1710-1990MHz	WLAN/BT
LFB212G49SG8B830	2495	fo±195	2.4 max. (at 25°C)	30 min. at 824-960MHz	9 min. at 1710-1990MHz	WIMAX
LFB213G60SG8B831	3600	fo±300	1.5 max. (at 25°C)	32 min. at 824-960MHz	24 min. at 1710-1990MHz	WIMAX
LFB215G12SG8A178	5125	fo±225	1.5 max. (at 25°C)	25 min. at 4200MHz	17 min. at 2x(fo±225)MHz	WLAN/BT
LFB215G12SG8A183	5125	fo±225	1.5 max. (at 25°C)	9.0 min. at 4250MHz	9.5 min. at 5900MHz	WLAN/BT

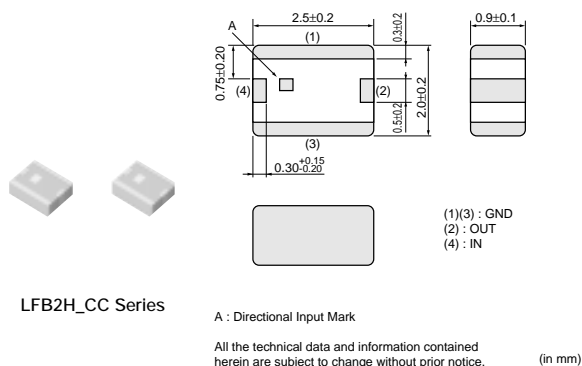
Continued on the following page.

Note • This PDF catalog is downloaded from the website of Murata Manufacturing co., Ltd. Therefore, it's specifications are subject to change or our products in it may be discontinued without advance notice. Please check with our sales representatives or product engineers before ordering.
 • This PDF catalog has only typical specifications because there is no space for detailed specifications. Therefore, please approve our product specifications or transact the approval sheet for product specifications before ordering.

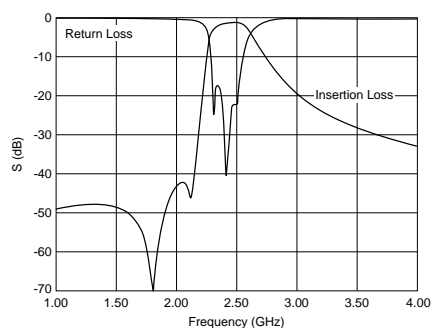
Continued from the preceding page.

Part Number	Nominal Center Frequency (fo) (MHz)	Bandwidth (BW) (MHz)	Insertion Loss in BW (dB)	Attenuation (Absolute Value) I) (dB)	Attenuation (Absolute Value) II) (dB)	Application
LFB215G25SG8A144	5250	fo±100.0	1.5 max. (at 25°C)	30 min. at 3450MHz	-	WLAN/BT
LFB215G37SG8A180	5375	fo±475	1.8 max. (at 25°C)	30.0 min. at 500~4000MHz	35.0 min. at 3450MHz	WLAN/BT
LFB215G37SG8A185	5375	fo±475	2.2 max. (at 25°C)	40 min. at 340~1195MHz	21 min. at 2140~3580MHz	WLAN/BT
LFB215G51SG8A132	5512	fo±363	1.9 max. (at 25°C)	30 min. at 500~4000MHz	20 min. at 4600MHz	WLAN/BT
LFB215G78SG8A170	5787.5	fo±62.5	2.2 max. (at 25°C)	35 min. at 3275~3400MHz	37 min. at 2x(fo±62.5)MHz	WLAN/BT

LFB2H(1008)_CC Series

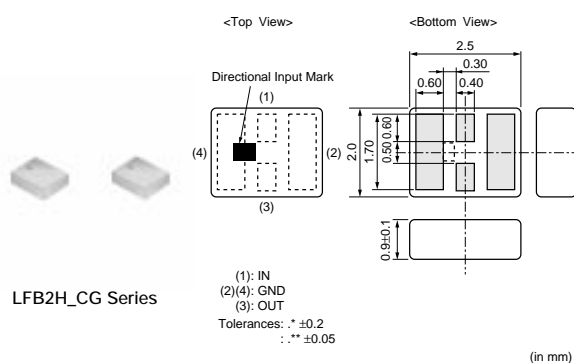


Frequency Characteristics

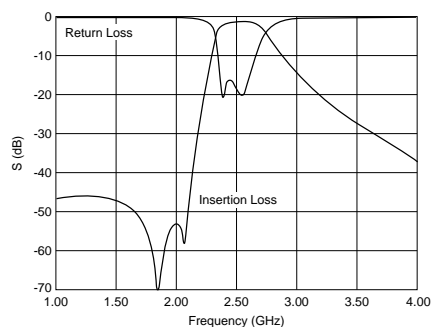


Part Number	Nominal Center Frequency (fo) (MHz)	Bandwidth (BW) (MHz)	Insertion Loss in BW (dB)	Attenuation (Absolute Value) I) (dB)	Attenuation (Absolute Value) II) (dB)	Application
LFB2H2G45CC1D005	2450.00	fo±50.00	1.60 max. (at 25°C)	45 min. at 746~960MHz	40 min. at 1920~1990MHz	WLAN/BT

LFB2H(1008)_CG Series



Frequency Characteristics

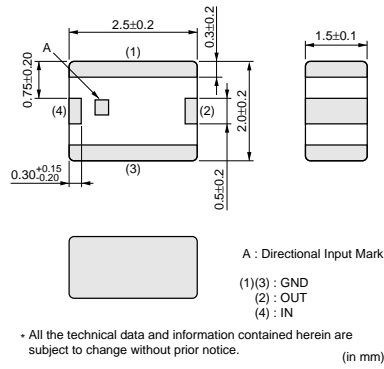


Part Number	Nominal Center Frequency (fo) (MHz)	Bandwidth (BW) (MHz)	Insertion Loss in BW (dB)	Attenuation (Absolute Value) I) (dB)	Attenuation (Absolute Value) II) (dB)	Application
LFB2H2G45CG1C026	2450.00	fo±50.00	2.10 max. (at 25°C)	43 min. at 806~849MHz	43 min. at 1920~1990MHz	WLAN/BT

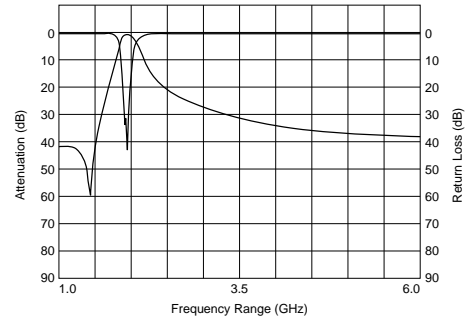
● LFB2H(1008)_SG/LFB31(1206)_SG Series



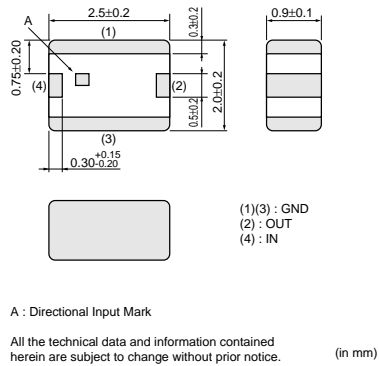
LFB2H_SG6 Series



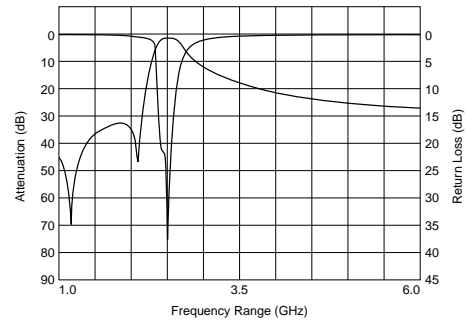
Frequency Characteristics



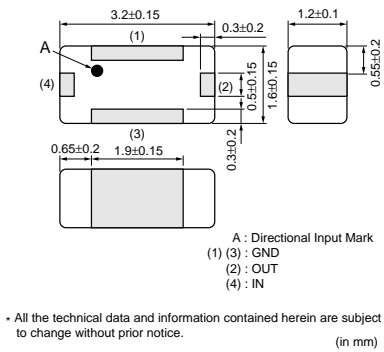
LFB2H_SG7 Series



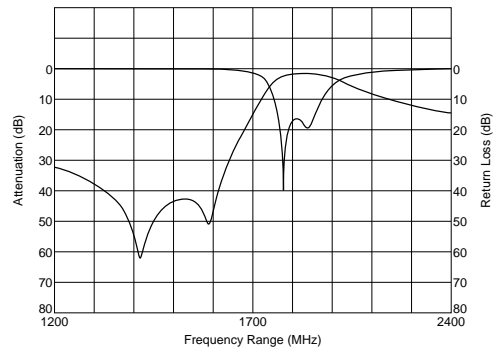
The Characteristics of Spurious



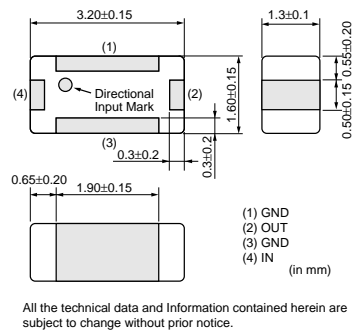
LFB31_SG1 Series



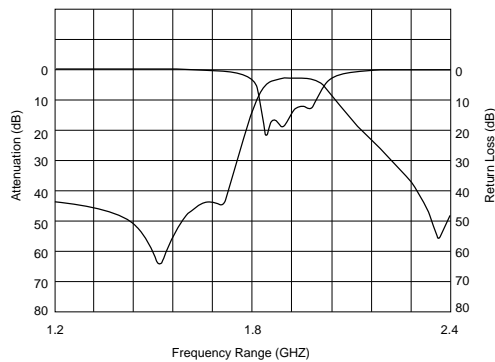
Frequency Characteristics



LFB31_SG2 Series



Frequency Characteristics

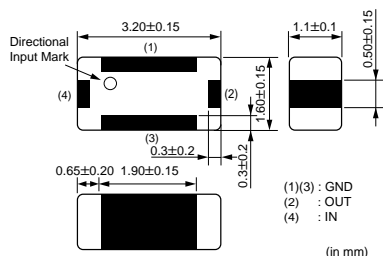


Continued on the following page. ↗

△Note • This PDF catalog is downloaded from the website of Murata Manufacturing co., Ltd. Therefore, it's specifications are subject to change or our products in it may be discontinued without advance notice. Please check with our sales representatives or product engineers before ordering.
 • This PDF catalog has only typical specifications because there is no space for detailed specifications. Therefore, please approve our product specifications or transact the approval sheet for product specifications before ordering.

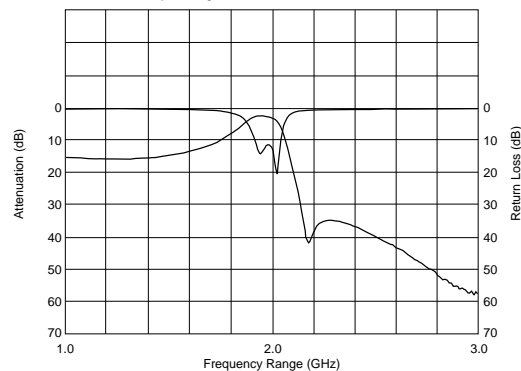
Continued from the preceding page.

LFB31_SG3 Series

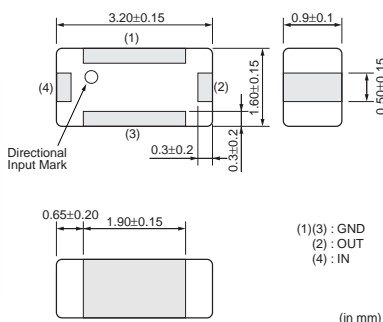


All the technical and Information contained herein are subject to change without prior notice.

Frequency Characteristics

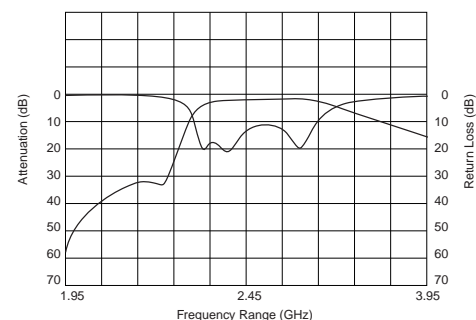


LFB31_SG7 Series



All the technical data and information contained herein are subject to change without prior notice.

Frequency Characteristics



Part Number	Nominal Center Frequency (fo) (MHz)	Bandwidth (BW) (MHz)	Insertion Loss in BW (dB)	Attenuation (Absolute Value) I) (dB)	Attenuation (Absolute Value) II) (dB)	Application
LFB2H1G90SG6A157	1906.5	fo±13.5	1.5 max. (at 25°C)	14 min. at 1687MHz	6 min. at 2126MHz	PHS
LFB2H2G45SG7A134	2450	fo±50	1.7 max. (at 25°C)	25 min. at 1750MHz	25 min. at 2100MHz	WLAN/BT
LFB2H2G45SG7A158	2450	fo±50	1.2 max. (at 25°C)	30 min. at 880-915MHz	30 min. at 1710-1785MHz	WLAN/BT
LFB2H2G45SG7A159	2450	fo±50	2.1 max. (at 25°C)	45 min. at 880-915MHz	48 min. at 1710-1990MHz	WLAN/BT
LFB2H2G45SG7B793	2450	fo±50	3.5 max. (at 25°C)	42 min. at 869-915MHz	45 min. at 1710-1785MHz	WLAN/BT
LFB2H2G45SG7C093	2450	fo±50	2.1 max. (at 25°C)	45 min. at 824-915MHz	48 min. at 1710-1990MHz	WLAN/BT
LFB2H2G45SGDB865	2450	fo±50	3.4 max. (at 25°C)	45 min. at 880-915MHz	40 min. at 1710-1785MHz	WLAN/BT
LFB2H2G45SGFB914	2450	fo±50	2.3 max. (at 25°C)	44 min. at 824-960MHz	40 min. at 1710-1785MHz	WLAN/BT
LFB2H2G54SG7B881	2545	fo±145	2 max. (at 25°C)	39.5 min. at 1910MHz	39.5 min. at 1990MHz	WIMAX
LFB2H2G59SG7B858	2590	fo±100	2.1 max. (at 25°C)	40 min. at 824-915MHz	30 min. at 2110-2170MHz	WIMAX
LFB2H5G78SG7A175	5787.5	fo±62.5	2.5 max. (at 25°C)	51.5 min. at 902-928MHz	41 min. at 3919-4044MHz	WLAN/BT
LFB311G90SG1-799	1906.5	fo +24.5/-13.5MHz	2.5 max. (at 25°C)	40 min. at 1397.05-1422.85MHz	35 min. at 1645.5-1671.3MHz	PHS
LFB311G90SG2-797	1906.5	fo±13.5	2.7 max. (at 25°C)	40 min. at 1427-1454MHz	35 min. at 1660-1687MHz	PHS
LFB311G95SG3A564	1950	fo±30	3.5 max. (at 25°C)	20 min. at 2110-2170MHz	25 min. at 2490-2550MHz	UMTS (Band1)

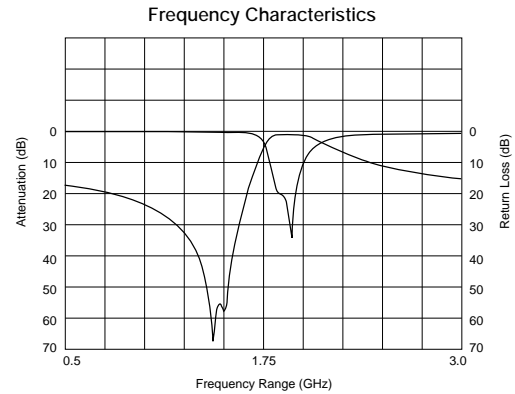
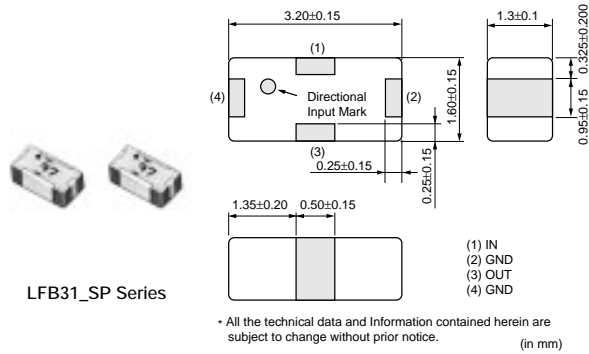
Continued on the following page.

Note • This PDF catalog is downloaded from the website of Murata Manufacturing co., Ltd. Therefore, it's specifications are subject to change or our products in it may be discontinued without advance notice. Please check with our sales representatives or product engineers before ordering.
 • This PDF catalog has only typical specifications because there is no space for detailed specifications. Therefore, please approve our product specifications or transact the approval sheet for product specifications before ordering.

Continued from the preceding page.

Part Number	Nominal Center Frequency (fo) (MHz)	Bandwidth (BW) (MHz)	Insertion Loss in BW (dB)	Attenuation (Absolute Value) I) (dB)	Attenuation (Absolute Value) II) (dB)	Application
LFB312G45SG2A509	2450	fo±50	2 max. (at 25°C)	38 min. at 902-928MHz	15 min. at 2100-2200MHz	WLAN/BT
LFB312G45SG7A572	2450	fo±50	2.5 max. (at 25°C)	37 min. at 902-928MHz	20 min. at 2100-2200MHz	WLAN/BT

LFB31_SP Series (1206)

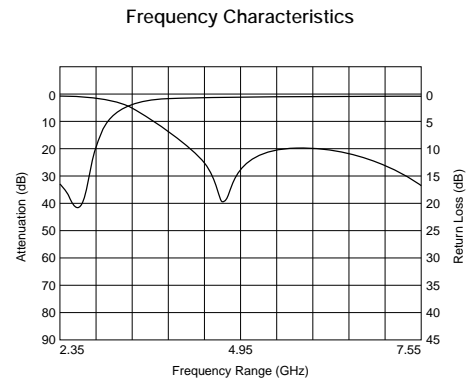
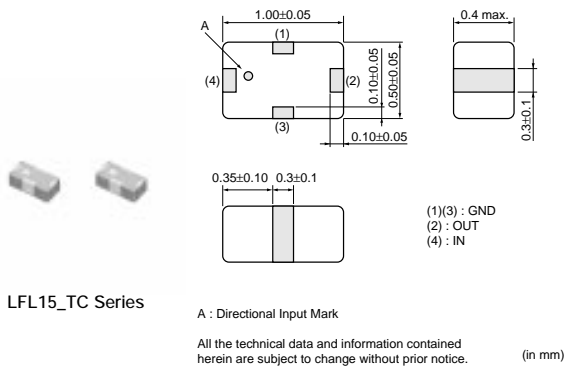


Part Number	Nominal Center Frequency (fo) (MHz)	Bandwidth (BW) (MHz)	Insertion Loss in BW (dB)	Attenuation (Absolute Value) I) (dB)	Attenuation (Absolute Value) II) (dB)	Application
LFB311G90SP1-798	1906.5	fo±13.5	1.0 max. (at 25°C)	40.0 min. at 1405-1440MHz	12.0 min. at 1649-1680MHz	PHS
LFB312G45SP1A502	2450	fo±50	1.2 max. (at 25°C)	20 min. at 902-928MHz	35 min. at 1500-1550MHz	WLAN/BT

for RF/Local

Chip Multilayer LC Filters (LPF)

LFL15_TC (0402) /LFL18_TC (0603) Series

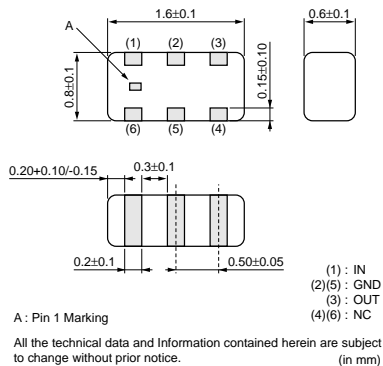


Continued on the following page.

Continued from the preceding page.



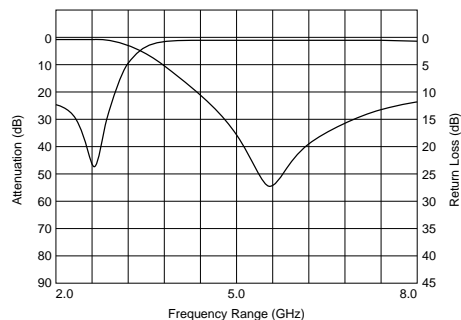
LFL18_TC1 Series



A: Pin 1 Marking

All the technical data and Information contained herein are subject to change without prior notice.
(in mm)

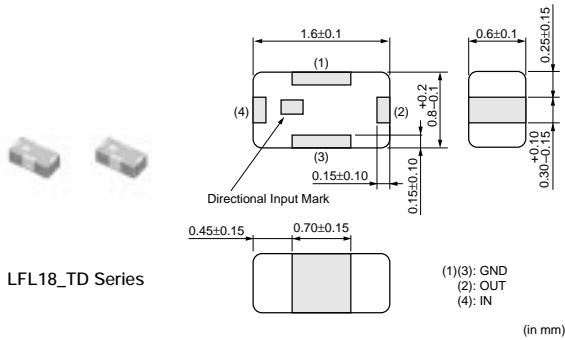
Frequency Characteristics



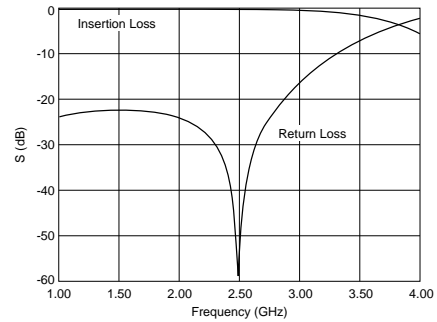
Part Number	Nominal Center Frequency (fo) (MHz)	Bandwidth (BW) (MHz)	Insertion Loss in BW (dB)	Attenuation (Absolute Value) I) (dB)	Attenuation (Absolute Value) II) (dB)	Application
LFL15620MTC1C037	620	fo±150	0.4 max. (at 25°C)	28 min. at 1920-1980MHz	-	CDMA
LFL15869MTC1B787	869.5	fo±45.5	0.50 max. (at 25°C)	18 min. at 2x(fo±45.5)MHz	17 min. at 3x(fo±45.5)MHz	GSM850/900
LFL151G81TC1B786	1810	fo±100	0.60 max. (at 25°C)	23 min. at 3420-3570MHz	21 min. at 3700-3820MHz	GSM1800/1900
LFL151G95TC1C157	2017.5	fo±20	0.50 max. (at 25°C)	24 min. at 2xf1 MHz	16 min. at 3xf1 MHz	TD-SCDMA
LFL152G45TC1A219	2450	fo±50	0.45 max. (at 25°C)	21 min. at 2x(fo±50.0)MHz	21 min. at 3x(fo±50.0)MHz	WLAN/BT
LFL18620MTC2C181	620.00	fo±150.00	0.60 max. (at 25°C)	26 min. at 1429-1501MHz	26 min. at 1565-1607MHz	CDMA700
LFL18628MTC2C221	628.50	fo±158.50	0.65 max. (at 25°C)	26 min. at 1429-1501MHz	30 min. at 1565-1607MHz	UMTS (Band12/13/14/17)
LFL182G45TC1A108	2450	fo±50	0.37 max. (at 25°C)	27 min. at 4800-5000MHz	25 min. at 7200-7500MHz	WLAN/BT
LFL182G45TC1A202	2450	fo±50	0.40 max. (at 25°C)	27 min. at 4800-5000MHz	30 min. at 7200-7500MHz	WLAN/BT
LFL182G45TC3B746	2450	fo±50	0.60 max. (at 25°C)	35 min. at 2x(fo±50)MHz	30 min. at 3x(fo±50)MHz	WLAN/BT
LFL182G50TC1B905	2500	fo±200	0.4 max. (at 25°C)	21 min. at 4600-5400MHz	22 min. at 6900-8100MHz	WIMAX
LFL182G54TC1B838	2545	fo±145	0.4 max. (at 25°C)	26 min. at 4800-5390MHz	23 min. at 7200-8085MHz	WIMAX
LFL183G55TC2B908	3550	fo±250	0.45 max. (at 25°C)	17 min. at 6600-7600MHz	20 min. at 9900-11400MHz	WIMAX
LFL183G55TC3C218	3550.00	fo±250.00	0.55 max. (at 25°C)	35 min. at 6600-7600MHz	34 min. at 9900-11400MHz	WIMAX

Note • This PDF catalog is downloaded from the website of Murata Manufacturing co., Ltd. Therefore, it's specifications are subject to change or our products in it may be discontinued without advance notice. Please check with our sales representatives or product engineers before ordering.
 • This PDF catalog has only typical specifications because there is no space for detailed specifications. Therefore, please approve our product specifications or transact the approval sheet for product specifications before ordering.

● LFL18_TD (0603) Series

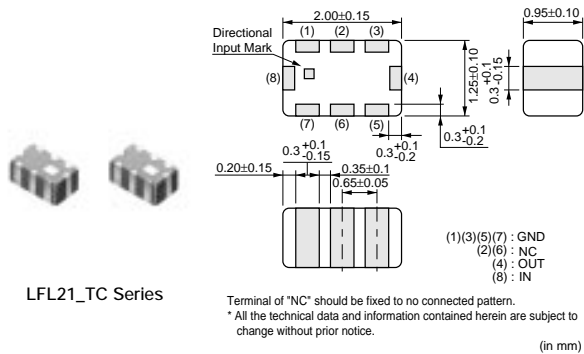


Frequency Characteristics

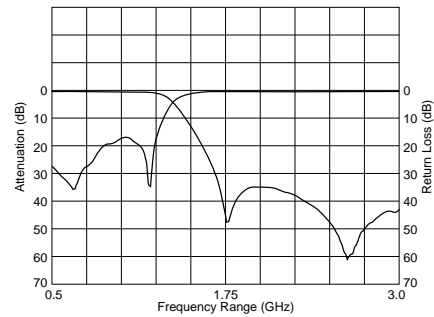


Part Number	Nominal Center Frequency (fo) (MHz)	Bandwidth (BW) (MHz)	Insertion Loss in BW (dB)	Attenuation (Absolute Value) I) (dB)	Attenuation (Absolute Value) II) (dB)	Application
LFL182G45TD2C153	2450.00	fo±50.00	0.40 max. (at 25°C)	20 min. at 4800~5000MHz	19 min. at 7200~7500MHz	WLAN/BT
LFL185G42TD1A241	5425.00	fo±525.00	0.60 max. (at 25°C)	25 min. at 2xfo MHz	20 min. at 3xfo MHz	WLAN

● LFL21_TC (0805) Series



Frequency Characteristics

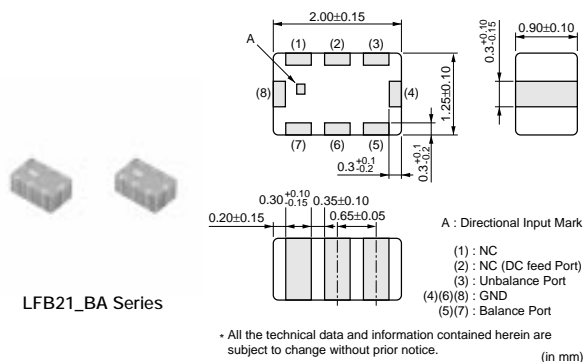


Part Number	Nominal Center Frequency (fo) (MHz)	Bandwidth (BW) (MHz)	Insertion Loss in BW (dB)	Attenuation (Absolute Value) I) (dB)	Attenuation (Absolute Value) II) (dB)	Application
LFL21902MTC1A018	902.5	fo±12.5	0.6 max. (at 25°C)	30 min. at 2x(fo±12.5)MHz	30 min. at 3x(fo±12.5)MHz	GSM
LFL211G90TC1A008	1907.5	fo±12.5	0.47 max. (at 25°C)	30 min. at 2x(fo±12.5)MHz	25 min. at 3x(fo±12.5)MHz	PHS
LFL211G92TC1A060	1920	fo±70	0.6 max. (at 25°C)	24 min. at 3335~3700MHz	30 min. at 3700~3820MHz	UMTS (Band1)
LFL212G45TC1A007	2450	fo±50	0.50 max. (at 25°C)	27 min. at 2x(fo±50.0)MHz	30 min. at 3x(fo±50.0)MHz	WLAN/BT
LFL215G25TC1A156	5250	fo±100.0	0.70 max. (at 25°C)	24 min. at 2x(fo±100)MHz	19 min. at 3x(fo±100)MHz	WLAN/BT
LFL215G37TC1A210	5375	fo±475	0.70 max. (at 25°C)	30 min. at 2x(fo±475)MHz	20 min. at 3x(fo±475)MHz	WLAN/BT
LFL215G51TC1A149	5512	fo±363	0.70 max. (at 25°C)	30 min. at 2x(fo±363)MHz	20 min. at 3x(fo±363)MHz	WLAN/BT
LFL215G78TC1A155	5787.5	fo±62.5	0.70 max. (at 25°C)	30 min. at 2x(fo±62.5)MHz	20 min. at 3x(fo±62.5)MHz	WLAN/BT

Note • This PDF catalog is downloaded from the website of Murata Manufacturing co., Ltd. Therefore, it's specifications are subject to change or our products in it may be discontinued without advance notice. Please check with our sales representatives or product engineers before ordering.
• This PDF catalog has only typical specifications because there is no space for detailed specifications. Therefore, please approve our product specifications or transact the approval sheet for product specifications before ordering.

for RF/Local

Chip Multilayer LC Filters (Balanced Filters)



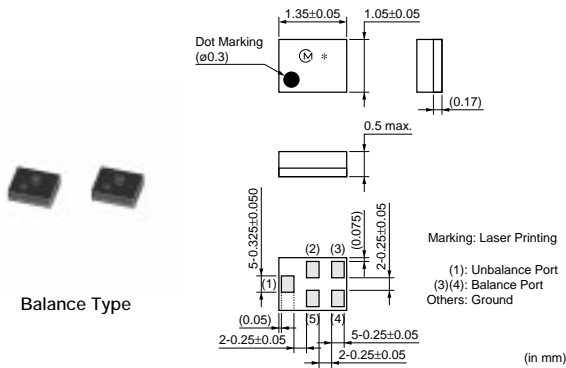
Part Number	Nominal Center Frequency (fo) (MHz)	Bandwidth (BW) (MHz)	Insertion Loss in BW (dB)	Balance Impedance (Differential) (Nom.) (ohm)	Unbalance Impedance (Nom.) (ohm)	Application
LFB212G44BB1C141	2441	fo±39	3.00 max. (at 25°C)	Conjugate match to CSR BC5-MM	50	WLAN/BT
LFB212G44BF5D107	2441	fo±39	3.30 max. (at 25°C)	Conjugate match to ST Micro STLC2584	50	WLAN/BT
LFB212G45BA1A220	2450.00	fo±50.00	3.5 max. (at 25°C)	34.2 -j95.0ohm (Differential) Source Impedance	50	WLAN/BT
LFB212G45BA1A234	2450.00	fo±50.00	3.5 max. (at 25°C)	50	50	WLAN/BT
LFB212G45BA1B759	2450.00	fo±50.00	3.5 max. (at 25°C)	100	50	WLAN/BT
LFB212G45BA1B763	2450.00	fo±50.00	3.5 max. (at 25°C)	50 +j50ohm (Differential) Source Impedance	50	WLAN/BT
LFB212G45BA1C057	2450	fo±50	2.8 max. (at 25°C)	Conjugate match to CSR BC4-ROM	50	WLAN/BT
LFB212G45BA1C155	2450	fo±50	2.80 max. (at 25°C)	Conjugate match to CSR BC4-ROM	50	WLAN/BT
LFB212G45BA4D007	2450	fo±50	3.30 max. (at 25°C)	Conjugate match to TI BRF6300/6350	50	WLAN/BT
LFB212G45BAAD023	2450	fo±50	3.10 max. (at 25°C)	Conjugate match to Mediatek MT6611	50	WLAN/BT
LFB212G45BAAD071	2450	fo±50	3.50 max. (at 25°C)	Conjugate match to CSR BC6-ROM	50	WLAN/BT
LFB212G45BAAD084	2450.00	fo±50.00	2.8 max. (at 25°C)	Conjugate match to MTK MT6611	50	WLAN/BT
LFB212G45BB1D126	2450.00	fo±50.00	2.8 max. (at 25°C)	Conjugate match to MTK MT6612/6616	50	WLAN/BT
LFB213G55BA1B974	3550	fo±250	3.2 max. (at 25°C)	100	50	WIMAX
LFB215G37BA1A233	5375.00	fo±475.00	2.8 max. (at 25°C)	100	50	WLAN/BT
LFB2H2G44BB5B754	2441.75	fo±41.75	3.3 max. (at 25°C)	120	50	WLAN/BT
LFB2H2G45BB1A221	2450	fo±50	3.0 max. (at 25°C)	75	50	WLAN/BT
LFB2H2G45BB1A243	2450	fo±50	3.0 max. (at 25°C)	100	50	WLAN/BT
LFB2H2G60BB1B973	2600	fo±100	3.3 max. (at 25°C)	100	50	WIMAX
LFB2H2G60BB1C106	2600	fo±100	3.3 max. (at 25°C)	50	50	WIMAX

△Note • This PDF catalog is downloaded from the website of Murata Manufacturing co., Ltd. Therefore, it's specifications are subject to change or our products in it may be discontinued without advance notice. Please check with our sales representatives or product engineers before ordering.
 • This PDF catalog has only typical specifications because there is no space for detailed specifications. Therefore, please approve our product specifications or transact the approval sheet for product specifications before ordering.

for RF/Local

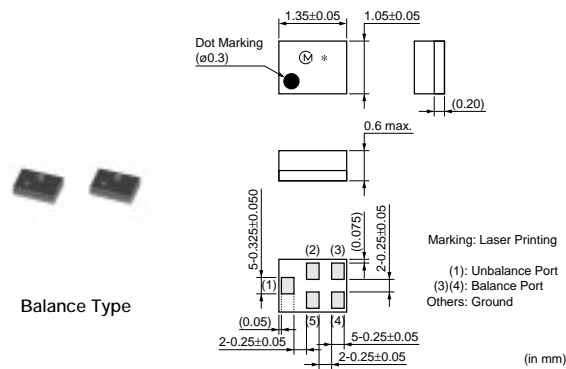
SAW Filters

● SAFEA Series

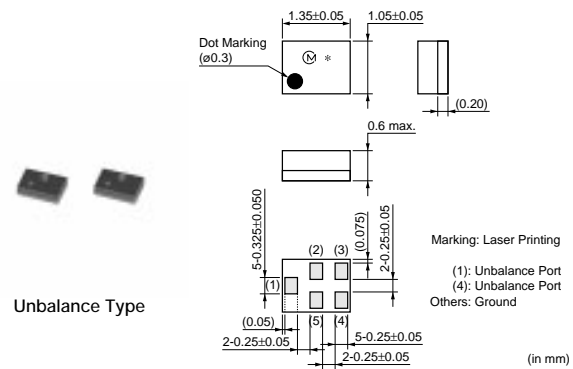


Balance Type

● SAFEB Series

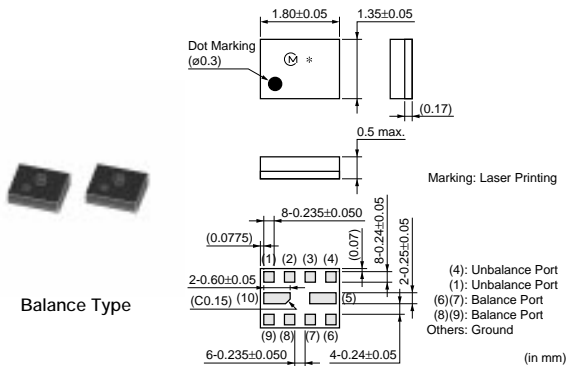


Balance Type

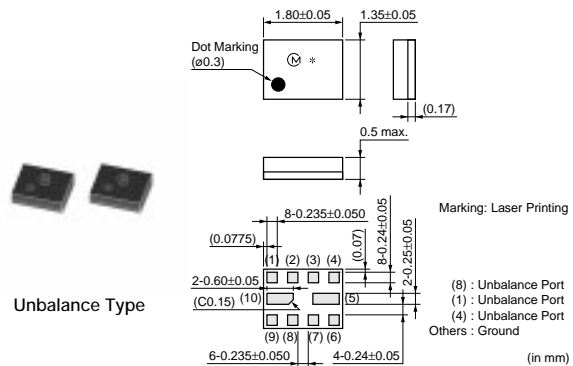


Unbalance Type

● SAWEN Series



Balance Type



Unbalance Type

Part Number	Application	Center Frequency (MHz)	Insertion Loss (dB max.)	Ripple (dB max.)	VSWR	Input Impedance	Output Impedance
SAFEB1G57KE0F00	GPS	1575.5	1.3 (1573.92MHz to 1576.92MHz)	0.6 (1573.92MHz to 1576.92MHz)	1.7 (1573.92MHz to 1576.92MHz)	50Ω	50Ω
SAFEB1G57FM0F00	GPS	1575.42	2.3 (1574.22MHz to 1576.62MHz)	0.6 (1574.22MHz to 1576.62MHz)	1.5 (1574.22MHz to 1576.62MHz)	50Ω	100Ω (Balance)
SAFEB1G57KB0F00	GPS	1575.42	0.8 (1574.22MHz to 1576.62MHz)	0.5 (1574.22MHz to 1576.62MHz)	2.0 (1574.22MHz to 1576.62MHz)	50Ω	50Ω
SAFEA881MFL0F00	GSM850	881.5	1.9 (869MHz to 894MHz)	1.0 (869MHz to 894MHz)	1.7 (869MHz to 894MHz)	50Ω	150Ω/82nH (Balance)
SAFEA942MFL0F00	GSM900	942.5	2.3 (925MHz to 960MHz)	1.4 (925MHz to 960MHz)	2.0 (925MHz to 960MHz)	50Ω	150Ω/82nH (Balance)

Continued on the following page.


△Note • This PDF catalog is downloaded from the website of Murata Manufacturing co., Ltd. Therefore, it's specifications are subject to change or our products in it may be discontinued without advance notice. Please check with our sales representatives or product engineers before ordering.
• This PDF catalog has only typical specifications because there is no space for detailed specifications. Therefore, please approve our product specifications or transact the approval sheet for product specifications before ordering.

Continued from the preceding page.

Part Number	Application	Center Frequency (MHz)	Insertion Loss (dB max.)	Ripple (dB max.)	VSWR	Input Impedance	Output Impedance
SAFEA1G84FA0F00	GSM1800	1842.5	2.2 (1805MHz to 1880MHz)	1.5 (1805MHz to 1880MHz)	2.1 (1805MHz to 1880MHz)	50Ω	150Ω/18nH (Balance)
SAFEA1G96FA0F00	GSM1900	1960	2.6 (1930MHz to 1990MHz)	1.7 (1930MHz to 1990MHz)	2.2 (1930MHz to 1990MHz)	50Ω	150Ω/27nH (Balance)
SAWEN881MCY0F00(881.5)	GSM850/900	881.5	2.5 (869MHz to 894MHz)	1.5 (869MHz to 894MHz)	2.0 (869MHz to 894MHz)	50Ω/8.2nH (Unbalance)	150Ω/56nH (Balance)
SAWEN881MCY0F00(942.5)	GSM850/900	942.5	3.2 (925MHz to 960MHz)	1.5 (925MHz to 960MHz)	2.1 (925MHz to 960MHz)	50Ω/8.2nH (Unbalance)	150Ω/47nH (Balance)
SAWEN881MCN0F00(881.5)	GSM850/900	881.5	2.0 (869MHz to 894MHz)	1.1 (869MHz to 894MHz)	2.0 (869MHz to 894MHz)	50Ω	150Ω/82nH (Balance)
SAWEN881MCN0F00(942.5)	GSM850/900	942.5	2.4 (925MHz to 960MHz)	1.5 (925MHz to 960MHz)	2.1 (925MHz to 960MHz)	50Ω	150Ω/82nH (Balance)
SAWEN881MCM2F00(881.5)	GSM850/1900	881.5	2.0 (869MHz to 894MHz)	1.1 (869MHz to 894MHz)	2.0 (869MHz to 894MHz)	50Ω	150Ω/82nH (Balance)
SAWEN881MCM2F00(1960)	GSM850/1900	1960	2.6 (1930MHz to 1990MHz)	1.8 (1930MHz to 1990MHz)	2.2 (1930MHz to 1990MHz)	50Ω	150Ω/22nH (Balance)
SAWEN942MCN0F00(942.5)	GSM900/1800	942.5	2.3 (925MHz to 960MHz)	1.5 (925MHz to 960MHz)	2.0 (925MHz to 960MHz)	50Ω	150Ω/82nH (Balance)
SAWEN942MCN0F00(1842.5)	GSM900/1800	1842.5	2.5 (1805MHz to 1880MHz)	1.5 (1805MHz to 1880MHz)	2.3 (1805MHz to 1880MHz)	50Ω	150Ω/15nH (Balance)
SAWEN1G84CW0F00(1842.5)	GSM1800/1900	1842.5	3.0 (1805MHz to 1880MHz)	1.5 (1805MHz to 1880MHz)	2.3 (1805MHz to 1880MHz)	50Ω/3.3nH (Unbalance)	150Ω/15nH (Balance)
SAWEN1G84CW0F00(1960)	GSM1800/1900	1960	3.0 (1930MHz to 1990MHz)	1.8 (1930MHz to 1990MHz)	2.2 (1930MHz to 1990MHz)	50Ω/3.3nH (Unbalance)	150Ω/22nH (Balance)
SAWEN1G84CN0F00(1842.5)	GSM1800/1900	1842.5	2.5 (1805MHz to 1880MHz)	1.8 (1805MHz to 1880MHz)	2.2 (1805MHz to 1880MHz)	50Ω	150Ω/15nH (Balance)
SAWEN1G84CN0F00(1960)	GSM1800/1900	1960	2.6 (1930MHz to 1990MHz)	1.8 (1930MHz to 1990MHz)	2.2 (1930MHz to 1990MHz)	50Ω	150Ω/22nH (Balance)
SAFEA859MCL0F00	JCDMA	859	2.9 (843MHz to 875MHz)	2.0 (843MHz to 875MHz)	2.3 (843MHz to 875MHz)	50Ω	100Ω (Balance)
SAFEB911MAL0F00	JCDMA	911.5	2.2 (898MHz to 925MHz)	1.2 (898MHz to 925MHz)	2.0 (898MHz to 925MHz)	50Ω	50Ω
SAWEN827MAA0F00(827)	JCDMA	827	3.0 (824MHz to 830MHz)	1.3 (824MHz to 830MHz)	2.0 (824MHz to 830MHz)	50Ω	50Ω
SAWEN827MAA0F00(911.5)	JCDMA	911.5	2.8 (898MHz to 925MHz)	1.2 (898MHz to 925MHz)	2.0 (898MHz to 925MHz)	50Ω	50Ω/10nH (Balance)
SAWEN859MCM3F00(859)	JCDMA	859	2.9 (843MHz to 875MHz)	2.0 (843MHz to 875MHz)	2.3 (843MHz to 875MHz)	50Ω	100Ω (Balance)
SAWEN859MCM3F00(881.5)	JCDMA	881.5	2.2 (869MHz to 849MHz)	1.5 (843MHz to 875MHz)	2.1 (843MHz to 875MHz)	50Ω	100Ω (Balance)
SAFEA2G12AL0F00	JCDMA	2120	2.5 (2110MHz to 2130MHz)	1.0 (2110MHz to 2130MHz)	1.6 (2110MHz to 2130MHz)	50Ω	50Ω
SAFEA2G12FC0F00	JCDMA	2120	3.1 (2110MHz to 2130MHz)	1.1 (2110MHz to 2130MHz)	2.0 (2110MHz to 2130MHz)	50Ω	100Ω (Balance)
SAFEA1G88KB7F00	CDMA1900	1880	3.8 (1850MHz to 1910MHz) 3.4 (1850.5MHz to 1909.5MHz)	2.7 (1850MHz to 1910MHz) 2.5 (1850.5MHz to 1909.5MHz)	2.0 (1850MHz to 1910MHz)	50Ω	50Ω
SAFEB1G96AL0F00	CDMA1900	1960	4.0 (1930.48MHz to 1989.52MHz)	2.3 (1930.48MHz to 1989.52MHz)	2.2 (1930.48MHz to 1989.52MHz)	50Ω	50Ω
SAFEB1G96FL0F00	CDMA1900	1960	3.3 (1930MHz to 1990MHz)	1.8 (1930MHz to 1990MHz)	2.4 (1930MHz to 1990MHz)	50Ω	100Ω (Balance)
SAFEB2G14AL0F00	WCDMA	2140	3.5 (2110MHz to 2170MHz)	1.6 (2110MHz to 2170MHz)	2.0 (2110MHz to 2170MHz)	50Ω	50Ω
SAFEB2G14FB0F00	WCDMA	2140	2.5 (2110MHz to 2170MHz)	1.5 (2110MHz to 2170MHz)	1.9 (2110MHz to 2170MHz)	50Ω	100Ω/27nH (Balance)

Continued on the following page.

Note • This PDF catalog is downloaded from the website of Murata Manufacturing co., Ltd. Therefore, it's specifications are subject to change or our products in it may be discontinued without advance notice. Please check with our sales representatives or product engineers before ordering.
 • This PDF catalog has only typical specifications because there is no space for detailed specifications. Therefore, please approve our product specifications or transact the approval sheet for product specifications before ordering.

 Continued from the preceding page.

Part Number	Application	Center Frequency (MHz)	Insertion Loss (dB max.)	Ripple (dB max.)	VSWR	Input Impedance	Output Impedance
SAFEB1G95KA0F00	WCDMA	1950	2.9 (1920MHz to 1980MHz)	2.0 (1920MHz to 1980MHz)	2.0 (1920MHz to 1980MHz)	50Ω	50Ω
SAFEB881MFM0F00	CDMA800	881.5	2.2 (869MHz to 894MHz)	1.5 (869MHz to 894MHz)	2.0 (869MHz to 894MHz)	50Ω	100Ω (Balance)
SAFEB836MAL0F00	CDMA800	836.5	2.5 (824MHz to 849MHz)	1.8 (824MHz to 849MHz)	1.9 (824MHz to 849MHz)	50Ω	50Ω
SAFEA859MAL0F00	CDMA800	859	3.2 (843MHz to 875MHz)	1.8 (843MHz to 875MHz)	2.0 (843MHz to 875MHz)	50Ω	50Ω
SAWEN836MAA0F00(836.5)	CDMA800	836.5	2.8 (824MHz to 849MHz)	1.4 (824MHz to 849MHz)	2.0 (824MHz to 849MHz)	50Ω//10nH	50Ω
SAWEN836MAA0F00(911.5)	CDMA800	911.5	2.4 (898MHz to 925MHz)	1.2 (898MHz to 925MHz)	2.0 (898MHz to 925MHz)	50Ω//10nH	50Ω
SAFEB1G93AL0F00	CDMA2000	1930	2.9 (1920MHz to 1930MHz)	1.5 (1920MHz to 1930MHz)	1.8 (1920MHz to 1930MHz)	50Ω	50Ω
SAFEA2G44AA0F00	Bluetooth	2441.75	2.8 (2400MHz to 2483.5MHz)	1.5 (2400MHz to 2483.5MHz)	2.4 (2400MHz to 2483.5MHz)	50Ω	50Ω
SAFEA2G45AD0F00	WLAN	2450	2.8 (2400MHz to 2500MHz)	1.8 (2400MHz to 2500MHz)	2.4 (2400MHz to 2500MHz)	50Ω//4.3nH (Unbalance)	50Ω//3.0nH (Unbalance)
SAFEA2G45RA0F00	WLAN	2450	2.6 (2400MHz to 2500MHz)	1.8 (2400MHz to 2500MHz)	2.4 (2400MHz to 2500MHz)	50Ω//4.3nH (Unbalance)	50Ω//3.0nH (Unbalance)