



Microwave Ceramics Filter

3-Pole Filter for SIRIUS

Series/Type:	S3P2/6/2
Ordering code:	B69813N2327A414
Date:	November 2010
Version:	C

© EPCOS AG 2010. Reproduction, publication and dissemination of this publication, enclosures hereto and the information contained therein without EPCOS' prior express consent is prohibited

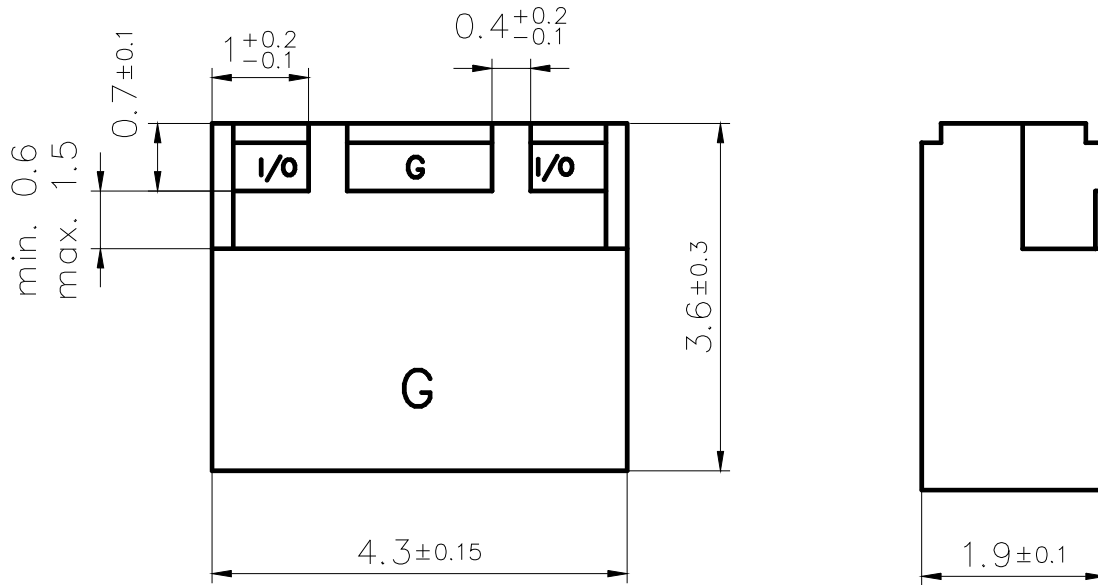
Modification

A		11.06.03	Gavela
B	Soldering Requirements	12.03.04	Freising
C	Upgraded to new Form	15.04.10	Reichel

Features

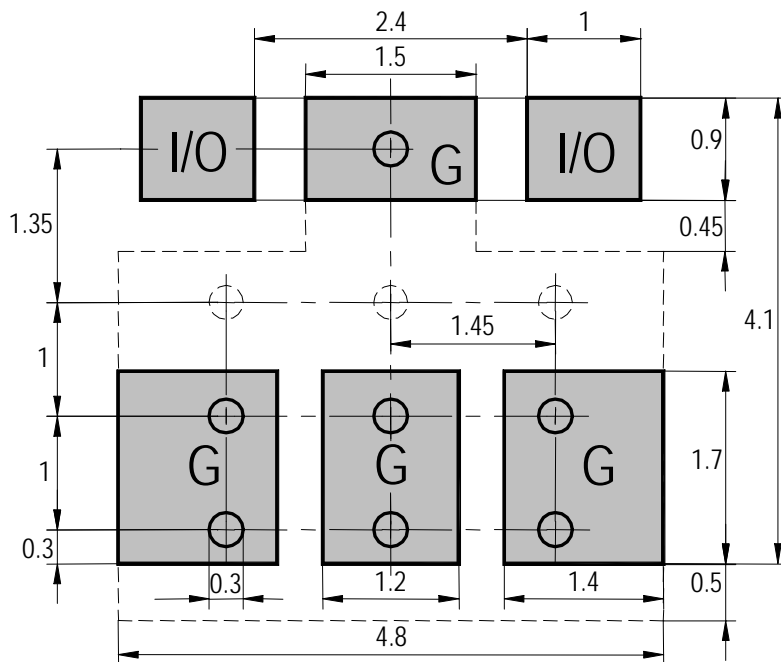
- SMD filter consisting of coupled resonators with stepped impedances
- (NdBa)TiO₃ ($\epsilon_r = 88$ / $TC_f = 0 \pm 10$ ppm/K) with a coating of copper (10 μm) and tin (> 5 μm)
- Excellent reflow solderability, no migration effect due to copper/tin metallization

Component drawing



Bottom view onto the solder terminals and side view
 Marking: EPCOS logo, SC 2326 on top of the filter

Recommended footprint



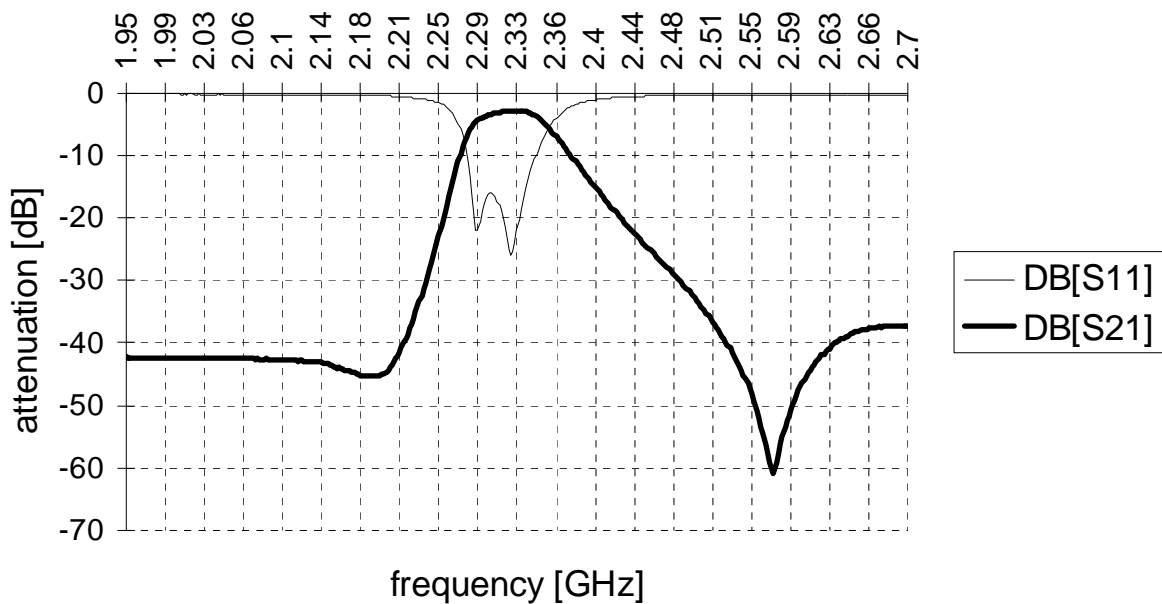
Characteristics

		Min.	Typ.	Max.	
Center frequency	f_c	-	2326	-	MHz
Insertion loss	α_{IL}		2.7	3.0	dB
Passband	B	14			MHz
Amplitude ripple (peak - peak)	$\Delta\alpha$		0.3	0.5	dB
Standing wave ratio	SWR			2.	
Impedance	Z		50		Ω
Attenuation	at DC to 2175 MHz	α	40	43	dB
	at 2227 MHz		30	37	dB
	at 2400 MHz		15		dB
	at 2426 MHz		20	23	dB
	at 2500 MHz		30		dB
	2526 ... 2700 MHz		35	37	dB

Maximum ratings

IEC climatic category (IEC 68-1)		-40 / +90/56
Operating temperature	T_{op}	-40 / +85 °C

Typical passband characteristics

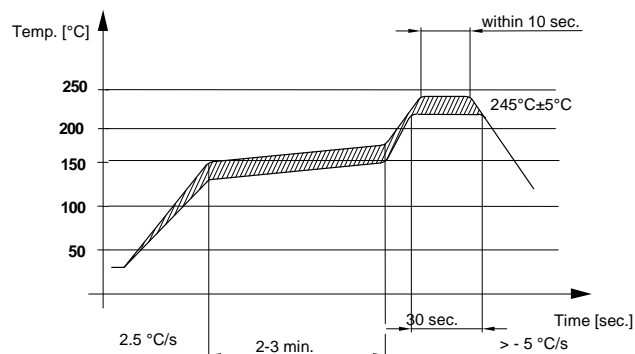
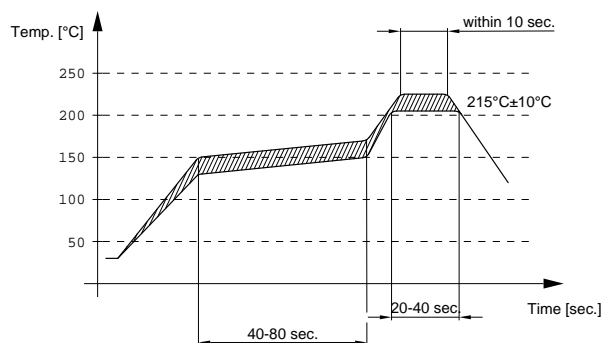


Processing information

Wettability	Acc. to IEC 68-2-58: $\geq 75\%$ (after aging)
-------------	--

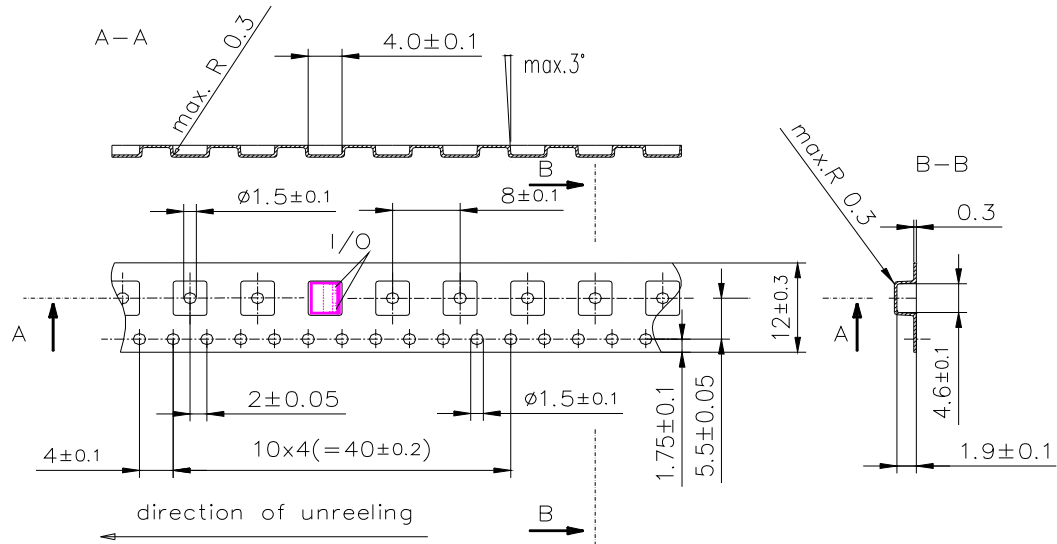
Soldering requirements

	Profile for eutectic SnPb solder paste	Profile for lead-free solder paste
Soldering type	Reflow	Reflow
Maximum soldering temperature (measuring point on top surface of the component)	235 °C (max. 2 s)	260 °C (max. 2 s)
	225 °C (max. 10 s)	250 °C (max. 10 s)

Recommended soldering conditions (infrared)


Delivery mode

- Blister tape acc. to IEC 286-3, polyester, grey
- Pieces/tape: 3000



Important notes

The following applies to all products named in this publication:

1. Some parts of this publication contain **statements about the suitability of our products for certain areas of application**. These statements are based on our knowledge of typical requirements that are often placed on our products in the areas of application concerned. We nevertheless expressly point out **that such statements cannot be regarded as binding statements about the suitability of our products for a particular customer application**. As a rule, EPCOS is either unfamiliar with individual customer applications or less familiar with them than the customers themselves. For these reasons, it is always ultimately incumbent on the customer to check and decide whether an EPCOS product with the properties described in the product specification is suitable for use in a particular customer application.
2. We also point out that **in individual cases, a malfunction of electronic components or failure before the end of their usual service life cannot be completely ruled out in the current state of the art, even if they are operated as specified**. In customer applications requiring a very high level of operational safety and especially in customer applications in which the malfunction or failure of an electronic component could endanger human life or health (e.g. in accident prevention or life-saving systems), it must therefore be ensured by means of suitable design of the customer application or other action taken by the customer (e.g. installation of protective circuitry or redundancy) that no injury or damage is sustained by third parties in the event of malfunction or failure of an electronic component.
3. **The warnings, cautions and product-specific notes must be observed.**
4. In order to satisfy certain technical requirements, **some of the products described in this publication may contain substances subject to restrictions in certain jurisdictions (e.g. because they are classed as hazardous)**. Useful information on this will be found in our Material Data Sheets on the Internet (www.epcos.com/material). Should you have any more detailed questions, please contact our sales offices.
5. We constantly strive to improve our products. Consequently, **the products described in this publication may change from time to time**. The same is true of the corresponding product specifications. Please check therefore to what extent product descriptions and specifications contained in this publication are still applicable before or when you place an order. We also **reserve the right to discontinue production and delivery of products**. Consequently, we cannot guarantee that all products named in this publication will always be available. The aforementioned does not apply in the case of individual agreements deviating from the foregoing for customer-specific products.
6. Unless otherwise agreed in individual contracts, **all orders are subject to the current version of the “General Terms of Delivery for Products and Services in the Electrical Industry” published by the German Electrical and Electronics Industry Association (ZVEI)**.
7. The trade names EPCOS, BAOKE, Alu-X, CeraDiode, CSMP, CSSP, CTVS, DeltaCap, DigiSiMic, DSSP, FormFit, MiniBlue, MiniCell, MKD, MKK, MLSC, MotorCap, PCC, PhaseCap, PhaseCube, PhaseMod, PhiCap, SIFERRIT, SIFI, SIKOREL, SilverCap, SIMDAD, SiMic, SIMID, SineFormer, SIOV, SIP5D, SIP5K, ThermoFuse, WindCap are **trademarks registered or pending** in Europe and in other countries. Further information will be found on the Internet at www.epcos.com/trademarks.