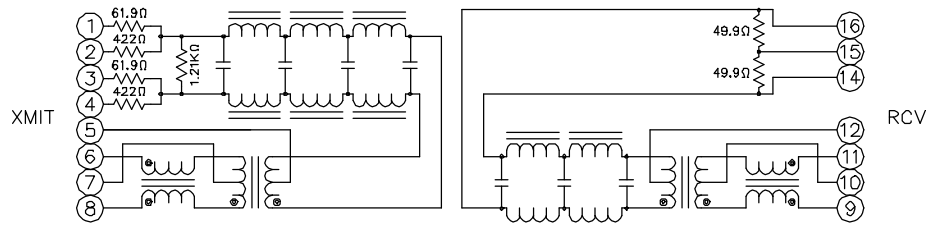



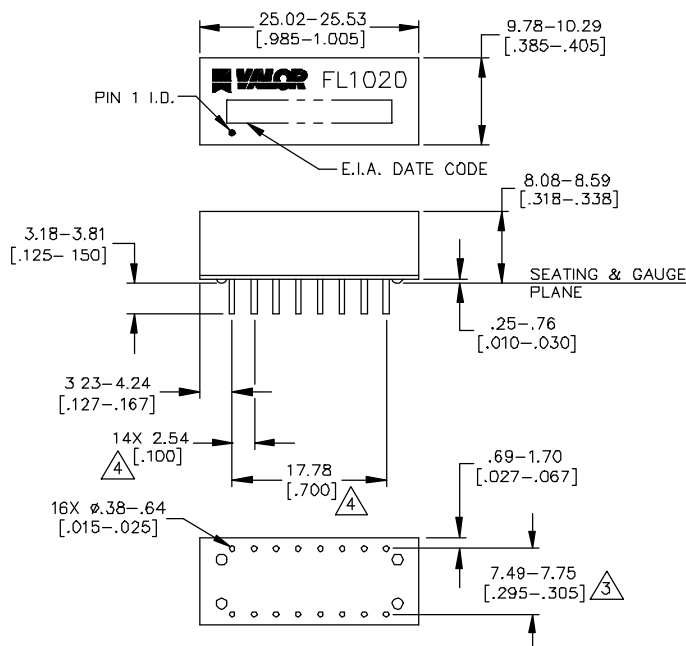
Electrical



ELECTRICAL SPECIFICATIONS @ 25°C

TYPE	TRANSMITTER FILTER: : 7 POLE, BALANCED LOW-PASS, 100Ω	RECEIVER FILTER: : 5 POLE, BALANCED LOW-PASS, 100Ω
CUT-OFF FREQ	: 17MHz ± 1.0MHz	: 17MHz ± 1.0MHz
INSERTION LOSS	: 4.5dB MAX (1-10MHz)	: 1.0dB MAX (1-10MHz)
INPUT IMPEDANCE	: 200Ω	: 100Ω
* ATTENUATION @ 20MHz	: 7dB MIN	: 5dB MIN
@ 25MHz	: 18dB MIN	: 11dB MIN
@ 30MHz	: 30dB MIN	: 16dB MIN
@ 40MHz	: 33dB MIN	: 26dB MIN
ISOLATION	: 2000VRMS FOR 1 MINUTE (INPUT TO OUTPUT) 1,2,3,4, AND 5 TO 6,7, AND 8	: 2000VRMS FOR 1 MINUTE (INPUT TO OUTPUT) 12,14,15, AND 16 TO 9,10, AND 11
COMMON MODE REJECTION	: 30dB MIN (30-100MHz)	: 30dB MIN (30-100MHz)
RETURN LOSS	: 15dB MIN (5-10MHz)	: 15dB MIN (5-10MHz)
TRANSMITTER TO RECEIVER CHARACTERISTICS		
CROSS TALK ATTEN	BETWEEN CHANNELS (1-10MHz) : 35dBs MIN	
HIPOUT 1,2,3,4,5 TO 9,10,11	: 200VRMS FOR 1 MINUTE	
1,2,3,4,5 TO 14,15,16		
6,7,8 TO 14,15,16		
REFERENCED TO FILTER OUTPUT @ 5.0MHz.		

Mechanical



WEBSITE www.valorinc.com E-MAIL marketing@valorinc.com

NORTH AMERICA
tel 1-800-31 VALOR
fax 619-537-2525

ASIA/PACIFIC
tel +852-2953-1000
fax +852-2953-1333

EUROPE
tel +44-1727-824 875
fax +44-1727-824 898