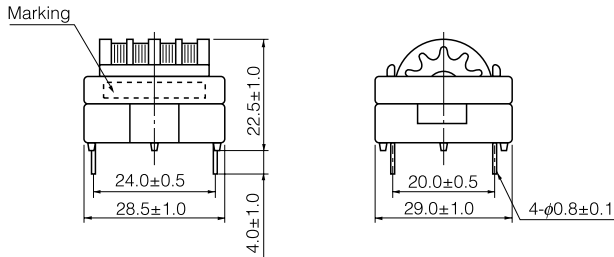


Series H

● Type 600

Dimensions in mm (not to scale)

Recommended PWB piercing plan



Examples

Part No.	Marking	Inductance (mH)min.	*DCR(Ω) [at 20 °C] (Tol. ±20 %)	Current (A rms) max.	Part No.	Marking	Inductance (mH)min.	*DCR(Ω) [at 20 °C] (Tol. ±20 %)	Current (A rms) max.
ELF18D607	ELF607	68.0	1.739	0.5	ELF18D614	ELF614	1.8	0.062	2.8
ELF18D615	ELF615	39.0	1.075	0.7	ELF18D610	ELF610	1.5	0.058	3.1
ELF18D618	ELF618	27.0	0.708	0.8	ELF18D608	ELF608	1.0	0.045	3.4
ELF18D612	ELF612	22.0	0.540	1.0	ELF18D624F	ELF624F	33.0	0.707	0.8
ELF18D602	ELF602	8.2	0.226	1.7	ELF18D606F	ELF606F	18.0	0.331	1.2
ELF18D603	ELF603	5.6	0.155	1.8	ELF18D609F	ELF609F	12.0	0.226	1.6
ELF18D604	ELF604	4.7	0.125	2.0	ELF18D601F	ELF601F	10.0	0.214	1.6
ELF18D613	ELF613	3.9	0.104	2.2	ELF18D603F	ELF603F	5.6	0.111	2.2
ELF18D605	ELF605	3.3	0.087	2.5	ELF18D604F	ELF604F	4.7	0.087	2.5
ELF18D611	ELF611	2.7	0.082	2.6	ELF18D617F	ELF617F	2.2	0.058	2.8

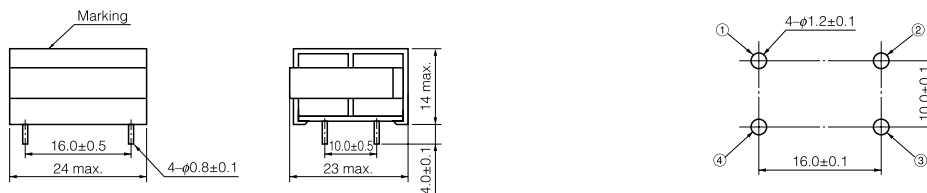
* DC Resistance

Series F

● Type 23F

Dimensions in mm (not to scale)

Recommended PWB piercing plan



Examples

Part No.	Marking	Inductance (mH)min.	*DCR(Ω) [at 20 °C] (Tol. ±20 %)	Current (A rms) max.	Part No.	Marking	Inductance (mH)min.	*DCR(Ω) [at 20 °C] (Tol. ±20 %)	Current (A rms) max.
ELF23F003A	23F003A	50.0	2.989	0.3	ELF23F010A	23F010A	5.0	0.328	1.0
ELF23F004A	23F004A	30.0	1.770	0.4	ELF23F012A	23F012A	3.5	0.258	1.2
ELF23F005A	23F005A	20.0	1.219	0.5	ELF23F014A	23F014A	2.5	0.177	1.4
ELF23F906A	23F906A	14.0	0.949	0.6	ELF23F016A	23F016A	2.0	0.156	1.6
ELF23F007A	23F007A	10.0	0.704	0.7	ELF23F018A	23F018A	1.5	0.130	1.8
ELF23F008A	23F008A	8.0	0.590	0.8	ELF23F020A	23F020A	1.2	0.107	2.0
ELF23F009A	23F009A	6.0	0.468	0.9	ELF23F022A	23F022A	1.0	0.097	2.2

* DC Resistance

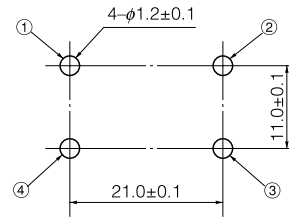
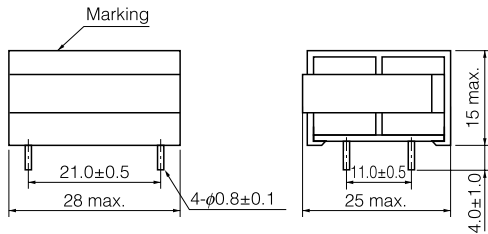
Design and specifications are each subject to change without notice. Ask factory for the current technical specifications before purchase and/or use. Should a safety concern arise regarding this product, please be sure to contact us immediately.

Series F

Type 25F

Dimensions in mm (not to scale)

Recommended PWB piercing plan



Examples

Part No.	Marking	Inductance (mH)min.	*DCR(Ω) [at 20 °C] (Tol. ±20 %)	Current (A rms) max.	Part No.	Marking	Inductance (mH)min.	*DCR(Ω) [at 20 °C] (Tol. ±20 %)	Current (A rms) max.
ELF25F105A	25F105A	40.0	1.713	0.5	ELF25F118A	25F118A	3.0	0.148	1.8
ELF25F106A	25F106A	28.0	1.240	0.6	ELF25F004A	25F004A	50.0	2.404	0.4
ELF25F107A	25F107A	20.0	0.940	0.7	ELF25F005A	25F005A	30.0	1.560	0.5
ELF25F108A	25F108A	15.0	0.594	0.8	ELF25F009A	25F009A	10.0	0.466	0.9
ELF25F109A	25F109A	12.0	0.528	0.9	ELF25F010A	25F010A	8.0	0.421	1.0
ELF25F110A	25F110A	10.0	0.466	1.0	ELF25F012A	25F012A	5.5	0.281	1.2
ELF25F112A	25F112A	7.0	0.321	1.2	ELF25F020A	25F020A	2.0	0.107	2.0
ELF25F113A	25F113A	6.0	0.285	1.3	ELF25F022A	25F022A	1.6	0.093	2.2
ELF25F114A	25F114A	5.0	0.207	1.4	ELF25F025A	25F025A	1.3	0.071	2.5
ELF25F116A	25F116A	4.0	0.199	1.6					

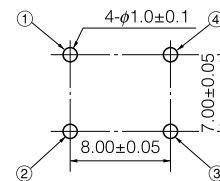
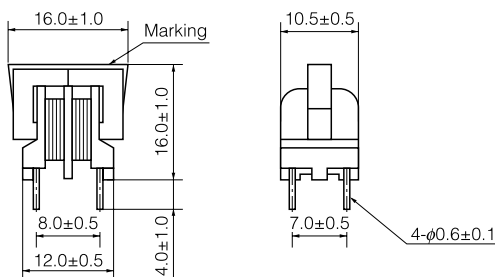
* DC Resistance

Series M

Type 11M

Dimensions in mm (not to scale)

Recommended PWB piercing plan



Examples

Part No.	Marking	Inductance (mH)min.	*DCR(Ω) [at 20 °C] (Tol. ±20 %)	Current (A rms) max.	Part No.	Marking	Inductance (mH)min.	*DCR(Ω) [at 20 °C] (Tol. ±20 %)	Current (A rms) max.
ELF11M010E	010E	30.0	9.70	0.1	ELF11M060E	060E	1.5	0.58	0.6
ELF11M020E	020E	12.0	4.30	0.2	ELF11M070E	070E	1.0	0.36	0.7
ELF11M030E	030E	6.0	2.30	0.3	ELF11M080E	080E	0.8	0.33	0.8
ELF11M040E	040E	3.5	1.35	0.4	ELF11M090E	090E	0.7	0.28	0.9
ELF11M050E	050E	2.5	0.93	0.5	ELF11M100E	100E	0.5	0.25	1.0

* DC Resistance

Design and specifications are each subject to change without notice. Ask factory for the current technical specifications before purchase and/or use. Should a safety concern arise regarding this product, please be sure to contact us immediately.