



## **Microwave Ceramics Filter**

2-pole filter for WLAN

<b>Series/Type:</b>	<b>S2I1/1</b>
<b>Ordering code:</b>	<b>B69812N2457A301</b>
Date:	2009-12-11
Version:	C

Data sheet

**Modification**

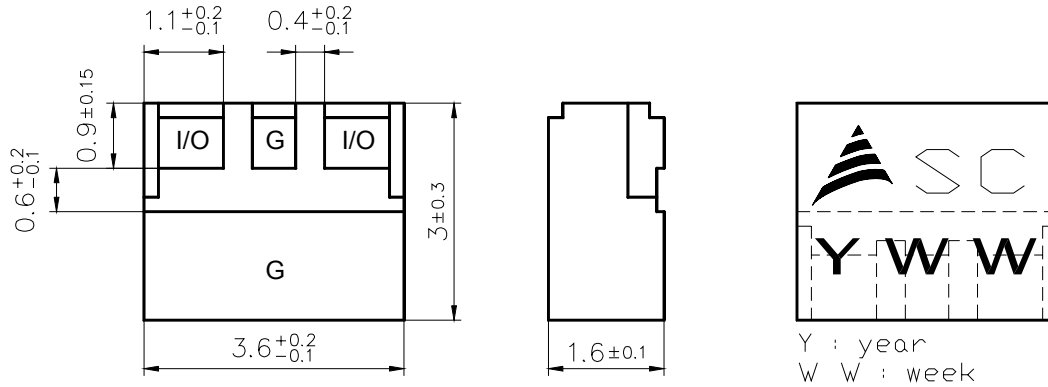
A		19.08.03	Freising
B	Recommended footprint	17.11.05	Reichel
C	Upgraded to new form	11.12.09	Reichel

**Features**

- SMD filter consisting of coupled resonators with stepped impedances
- Extreme low losses
- High attenuations at GSM (900, 1800, 1900) bands
- Stable performance over wide temperature range
- Excellent reflow solderability, no migration effect due to copper/tin metallization

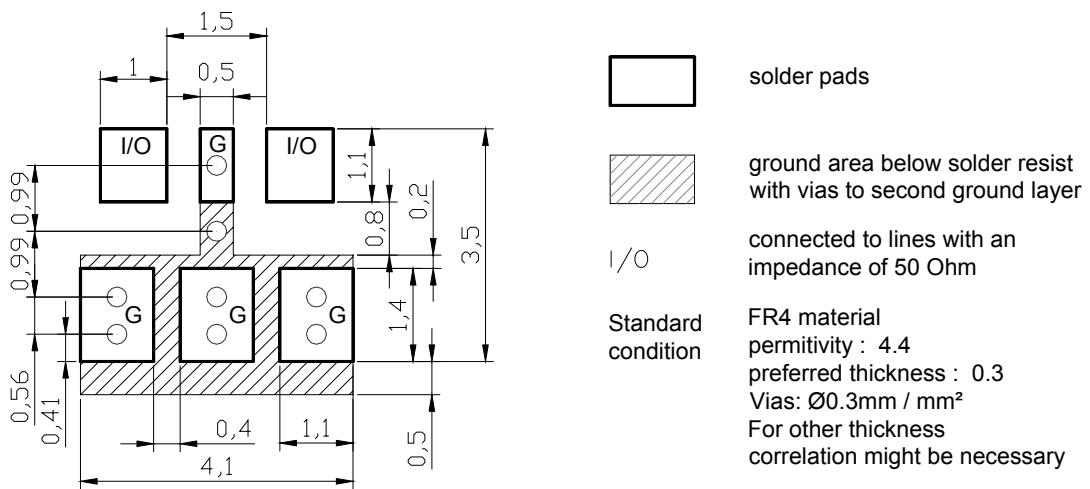
Data sheet

Component drawing



View from below onto the solder terminals and view from beside

Recommended footprint

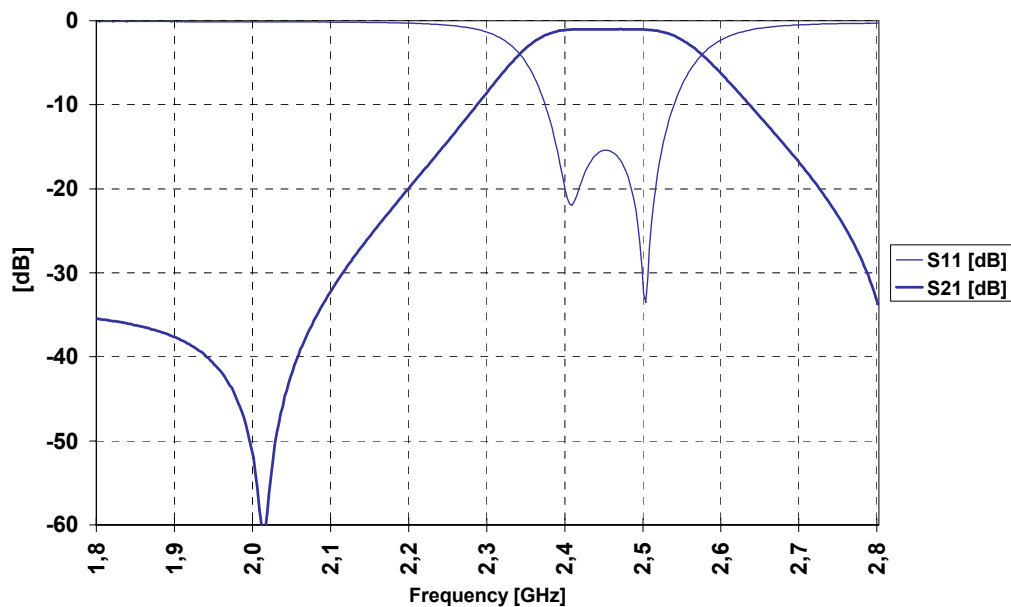


**Data sheet**
**Characteristics**

		min.	typ.	max.	
Center frequency	$f_c$	–	2.4415	–	GHz
Insertion loss (2400 ... 2483 MHz)	$\alpha_{IL}$		0.8	1.2	dB
Passband	B	83			MHz
Amplitude ripple (peak – peak)	$\Delta\alpha$		0.4	0.8	dB
Standing wave ratio	SWR		1.5	2.0	
Impedance (2400 ... 2483 MHz)	Z		50		$\Omega$
Attenuation	$\alpha$				
	at DC to 960 MHz	42	46		dB
	at 960 to 1990 MHz	32	35		dB
	at 2100 to 2170 MHz	20	23		dB

**Maximum ratings**

IEC climatic category (IEC 68-1)		–40 °C/+90 °C/56	
Operating temperature	$T_{op}$	–40/+85	°C

**Typical passband characteristic**


Data sheet

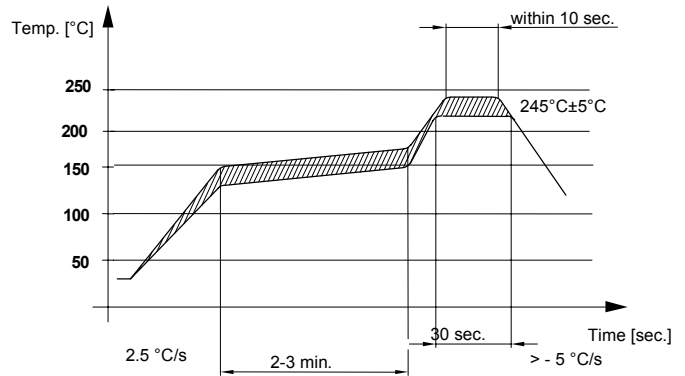
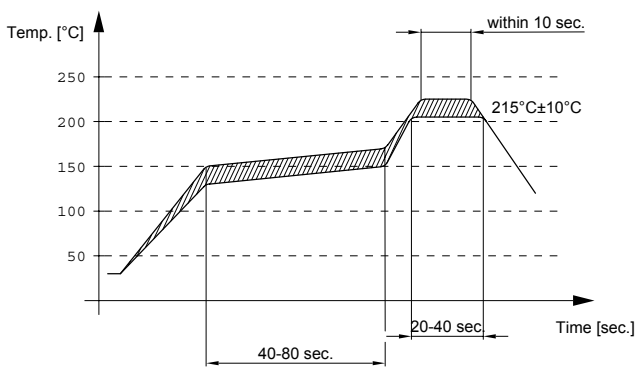
Processing information

- Wettability acc. to IEC 68-2-58:  $\geq 75\%$  (after aging)

Soldering requirements

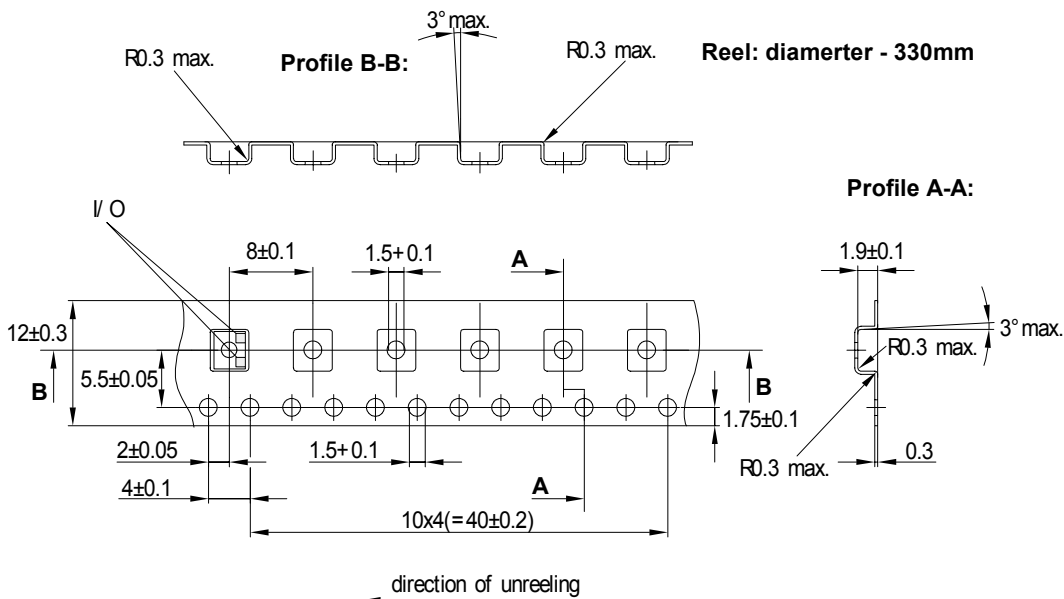
	Profile for eutectic SnPb solder paste	Profile for leadfree solder paste	
Soldering type	reflow	reflow	
Maximum soldering temperature (measuring point on top surface of the component)	235 (max. 2 sec.) 225 (max. 10 sec.)	260 (max. 2 sec.) 250 (max. 10 sec.)	$^{\circ}\text{C}$ $^{\circ}\text{C}$

Recommended soldering conditions (infrared):



Delivery mode

- Blister tape acc. to IEC 286-3, polystyrol, grey
- Pieces/tape: 3000



## Important notes

The following applies to all products named in this publication:

1. Some parts of this publication contain **statements about the suitability of our products for certain areas of application**. These statements are based on our knowledge of typical requirements that are often placed on our products in the areas of application concerned. We nevertheless expressly point out **that such statements cannot be regarded as binding statements about the suitability of our products for a particular customer application**. As a rule, EPCOS is either unfamiliar with individual customer applications or less familiar with them than the customers themselves. For these reasons, it is always ultimately incumbent on the customer to check and decide whether an EPCOS product with the properties described in the product specification is suitable for use in a particular customer application.
2. We also point out that **in individual cases, a malfunction of electronic components or failure before the end of their usual service life cannot be completely ruled out in the current state of the art, even if they are operated as specified**. In customer applications requiring a very high level of operational safety and especially in customer applications in which the malfunction or failure of an electronic component could endanger human life or health (e.g. in accident prevention or life-saving systems), it must therefore be ensured by means of suitable design of the customer application or other action taken by the customer (e.g. installation of protective circuitry or redundancy) that no injury or damage is sustained by third parties in the event of malfunction or failure of an electronic component.
3. **The warnings, cautions and product-specific notes must be observed.**
4. In order to satisfy certain technical requirements, **some of the products described in this publication may contain substances subject to restrictions in certain jurisdictions (e.g. because they are classed as hazardous)**. Useful information on this will be found in our Material Data Sheets on the Internet ([www.epcos.com/material](http://www.epcos.com/material)). Should you have any more detailed questions, please contact our sales offices.
5. We constantly strive to improve our products. Consequently, **the products described in this publication may change from time to time**. The same is true of the corresponding product specifications. Please check therefore to what extent product descriptions and specifications contained in this publication are still applicable before or when you place an order. We also **reserve the right to discontinue production and delivery of products**. Consequently, we cannot guarantee that all products named in this publication will always be available. The aforementioned does not apply in the case of individual agreements deviating from the foregoing for customer-specific products.
6. Unless otherwise agreed in individual contracts, **all orders are subject to the current version of the "General Terms of Delivery for Products and Services in the Electrical Industry" published by the German Electrical and Electronics Industry Association (ZVEI)**.
7. The trade names EPCOS, BAOKE, Alu-X, CeraDiode, CSMP, CSSP, CTVS, DeltaCap, DigiSiMic, DSSP, FormFit, MiniBlue, MiniCell, MKD, MKK, MLSC, MotorCap, PCC, PhaseCap, PhaseCube, PhaseMod, PhiCap, SIFERRIT, SIFI, SIKOREL, SilverCap, SIMDAD, SiMic, SIMID, SineFormer, SIOV, SIP5D, SIP5K, ThermoFuse, WindCap are **trademarks registered or pending** in Europe and in other countries. Further information will be found on the Internet at [www.epcos.com/trademarks](http://www.epcos.com/trademarks).