

Common Mode Filters(SMD) For Power Line

Conformity to RoHS Directive

ACM Series ACM3225, 4532, 7060, 9070, 1211, 1513 Types

FEATURES

- A chip-type common mode filter for large current applications. Common mode impedance surpasses 300 to 1000Ω at 100MHz. Noise is greatly suppressed.
- Capable of handling the highest current (up to 10A) of any chip-type common mode filter.
- Height and size have been considered, resulting in a compact and light-weight choke coil. Applicable for the miniaturization required to reduce the size and weight of portable equipment.
- The products contain no lead and also support lead-free soldering.
- This product does not contain regulated substances that are slated to be included in RoHS.

APPLICATIONS

Used for power line noise suppression for any electronic devices.
Used to counter adapter/battery line noise for relatively large electronic devices such as notebook PCs, stand-alone word processors, etc.

PRODUCT IDENTIFICATION

ACM 7060 - 701 - 2PL - TL □□□

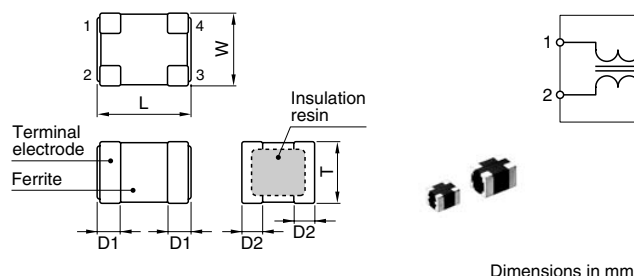
- (1) Series
(2) Dimensions L×W
7060: 7.0×6.0mm
(3) Impedance[at 100MHz]
701: 700Ω
(4) Number of lines
2PL: 2-line
(5) Packaging style
T: ø180mm reel taping
TL: ø330mm reel taping
(6) TDK internal code

TEMPERATURE RANGE

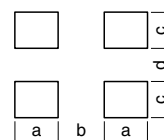
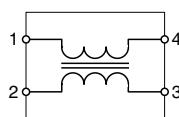
Operating	-25 to +85°C
-----------	--------------

SHAPES AND DIMENSIONS/CIRCUIT DIAGRAM/RECOMMENDED PC BOARD PATTERN(REFLOW SOLDERING)

ACM3225, 4532 TYPES



Type	L	W	T	D1	D2
ACM3225	3.2±0.2	2.5±0.2	2.3 max.	0.7	0.65
ACM4532	4.5±0.2	3.2±0.2	3.0 max.	1	1



Dimensions in mm				
Type	a	b	c	d
ACM3225	1.5	1.6	1.4	1.1
ACM4532	1.8	2.3	1.75	1.1

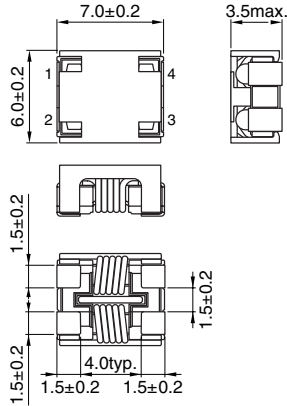
- Conformity to RoHS Directive: This means that, in conformity with EU Directive 2002/95/EC, lead, cadmium, mercury, hexavalent chromium, and specific bromine-based flame retardants, PBB and PBDE, have not been used, except for exempted applications.

- All specifications are subject to change without notice.

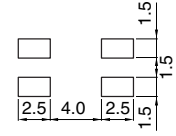
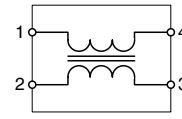
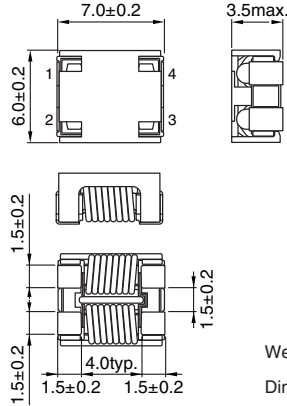
SHAPES AND DIMENSIONS/CIRCUIT DIAGRAM/RECOMMENDED PC BOARD PATTERN(REFLOW SOLDERING)

ACM7060 TYPE

ACM7060-301-2PL-TL01



ACM7060-701-2PL-TL01

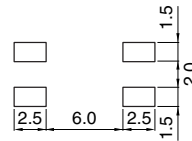
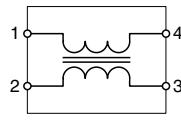
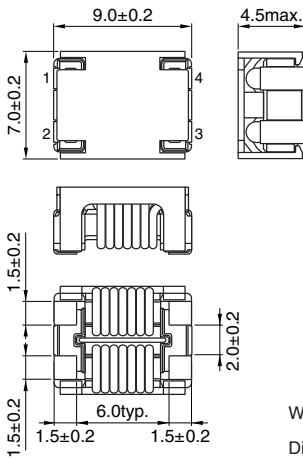


Dimensions in mm

Weight: 0.35g
Dimensions in mm



ACM9070 TYPE



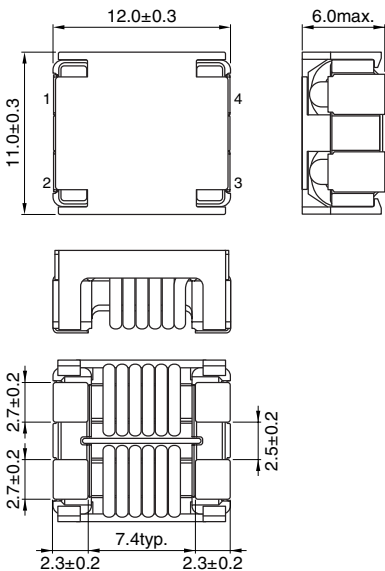
Dimensions in mm

Weight: 0.82g
Dimensions in mm

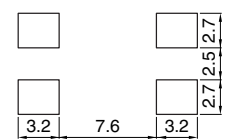
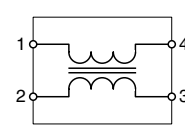
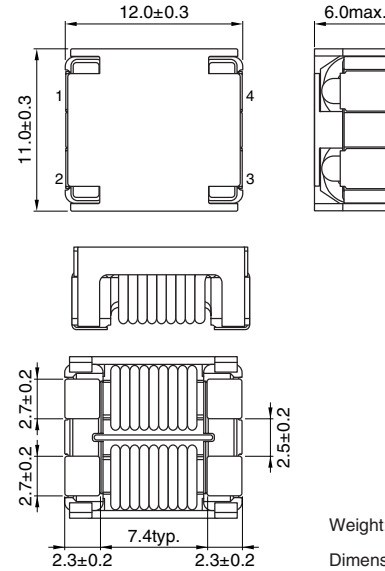


ACM1211 TYPE

ACM1211-701-2PL-TL01




ACM1211-102-2PL-TL01

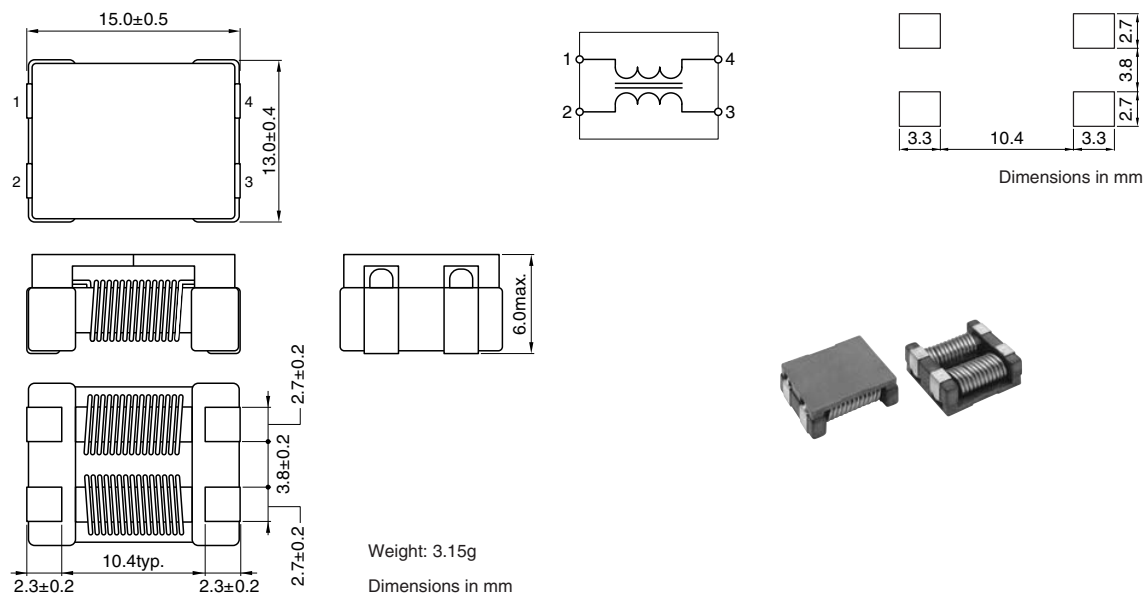


Dimensions in mm

Weight: 2.20g
Dimensions in mm



• All specifications are subject to change without notice.

SHAPES AND DIMENSIONS/CIRCUIT DIAGRAM/RECOMMENDED PC BOARD PATTERN(REFLOW SOLDERING)
ACM1513 TYPE

ELECTRICAL CHARACTERISTICS

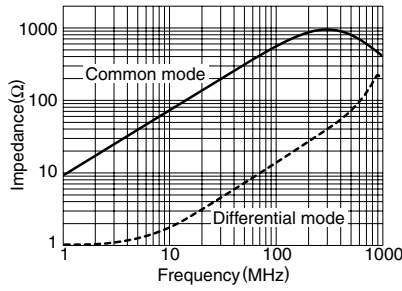
Part No.	Impedance (Ω)[at 100MHz]		DC resistance (m Ω)max.	Rated current I _{dc} (A)max.	Insulation resistance (M Ω)min.	Rated voltage E _{dc} (V)max.
	min.	typ.				
ACM3225-601-2P	450	600	200	1.0	10	50
ACM4532-601-2P	450	600	100	1.5	10	50
ACM4532-801-2P	600	800	100	1.0	10	50
ACM7060-301-2PL	225	300	10	5	10	80
ACM7060-701-2PL	500	700	15	4	10	80
ACM9070-701-2PL	500	700	10	5	10	80
ACM1211-701-2PL	500	700	6	8	10	80
ACM1211-102-2PL	750	1000	14	6	10	80
ACM1513-551-2PL	450	550	4	10	10	80

PACKAGING STYLE AND QUANTITIES

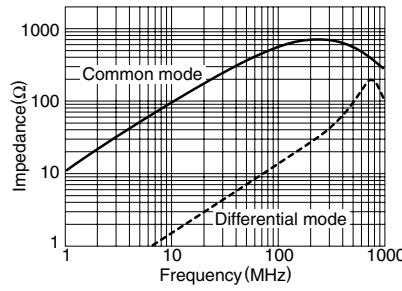
Packaging style	Type	Reel	Quantity
Taping	ACM3225	ø180mm	1000 pieces/reel
		ø330mm	5000 pieces/reel
	ACM4532	ø180mm	500 pieces/reel
		ø330mm	2000 pieces/reel
	ACM7060	ø330mm	1500 pieces/reel
	ACM9070	ø330mm	800 pieces/reel
	ACM1211	ø330mm	500 pieces/reel
	ACM1513	ø330mm	500 pieces/reel

TYPICAL ELECTRICAL CHARACTERISTICS IMPEDANCE vs. FREQUENCY CHARACTERISTICS

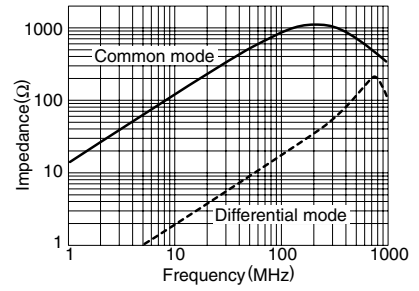
ACM3225-601-2P



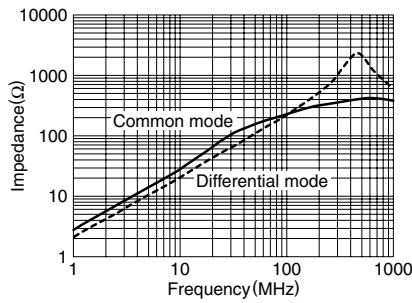
ACM4532-601-2P



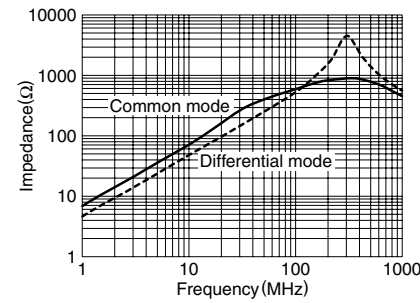
ACM4532-801-2P



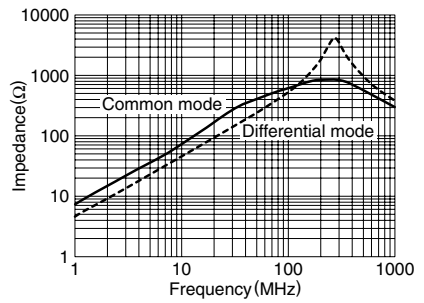
ACM7060-301-2PL



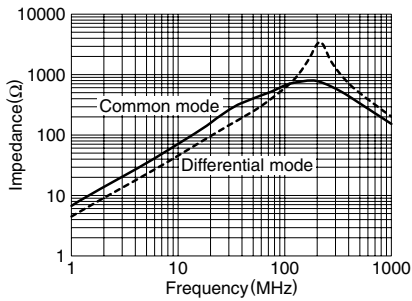
ACM7060-701-2PL



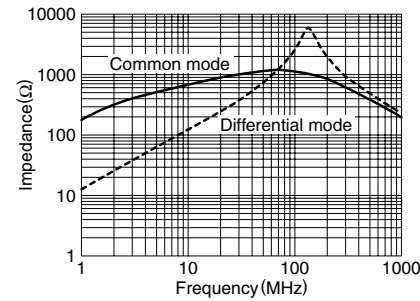
ACM9070-701-2PL



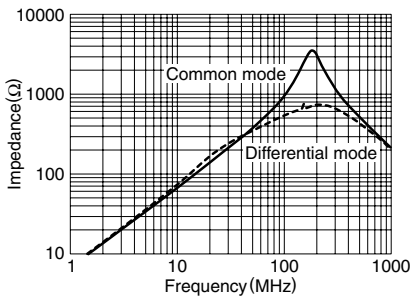
ACM1211-701-2PL



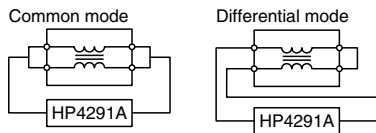
ACM1211-102-2PL



ACM1513-551-2PL



MEASURING CIRCUITS



• All specifications are subject to change without notice.