

# Ferrite Cores for EMI Suppression For Round Cable

## RH Series(Cylindrical)

### FEATURES

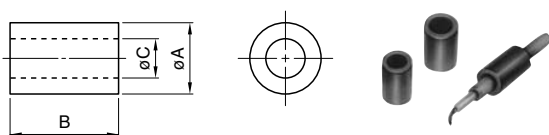
- For use with round cables, both the clamp-on type and the regular type cores are available. Clamp-on cores can be attached to an existing cable while avoiding removal or cutting of the cable.

### APPLICATIONS

Imaging devices, audio equipment, automotive electronics, telecommunication devices, office automation equipment, and digital interface various other cables.

- Absorption EMI and penetrating noise
- Prevent parasitic oscillation

### SHAPES AND DIMENSIONS/CHARACTERISTICS

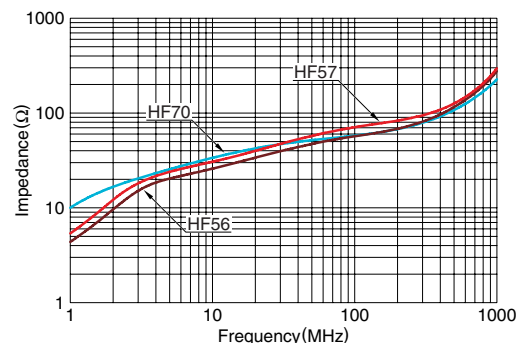


### MATERIAL CHARACTERISTICS

Material	Initial permeability $\mu_i$	Temperature factor of initial permeability $\alpha_{\mu i} \times 10^{-6}/^{\circ}\text{C}$	Curie temperature $T_c$ ( $^{\circ}\text{C}$ )	Saturation magnetic flux density $B_s$ (mT)
HF70	1500	1 to 6	>100	280[H=1600A/m]
HF57	600	3 to 15	>150	370[H=4000A/m]
HF56	600	18 to 28	>130	290[H=4000A/m]

### TYPICAL MATERIAL CHARACTERISTICS

#### SHAPE: T20X10X12

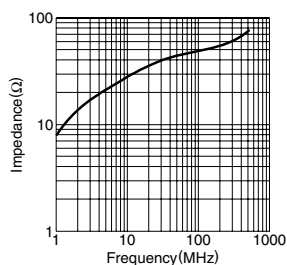


Part No.	Dimensions(mm)			Impedance Z ( $\Omega$ )[at 23 $^{\circ}\text{C}$ ]	
	A	B	C	10MHz typ.	100MHz typ.
HF70RH7X8X4	7.0 $\pm$ 0.3	8.0 $\pm$ 0.3	4.0 $\pm$ 0.2	28	49
HF70RH7X14X4	7.0 $\pm$ 0.3	14.0 $\pm$ 0.5	4.0 $\pm$ 0.2	52	85
HF70RH8X8X4	8.0 $\pm$ 0.2	8.0 $\pm$ 0.2	4.0 $\pm$ 0.2	39	63
HF70RH8X9X4	8.0 $\pm$ 0.2	9.0 $\pm$ 0.3	4.0 $\pm$ 0.2	44	72
HF70RH8X15X4	8.0 $\pm$ 0.3	15.0 $\pm$ 0.4	4.0 $\pm$ 0.25	70	113
HF70RH8X20X4	8.0 $\pm$ 0.3	20.0 $\pm$ 0.5	4.0 $\pm$ 0.25	92	151
HF70RH10X20X5	10.0 $\pm$ 0.3	20.0 $\pm$ 0.5	5.0 $\pm$ 0.2	81	154
HF70RH12X15X7.3	12.0 $\pm$ 0.3	15.0 $\pm$ 0.5	7.3 $\pm$ 0.2	44	83
HF70RH12.3X20X7	12.3 $\pm$ 0.3	20.0 $\pm$ 0.5	7.0 $\pm$ 0.2	75	124
HF70RH13X20X5	13.0 $\pm$ 0.3	20.0 $\pm$ 0.5	5.0 $\pm$ 0.2, -0	127	210
HF70RH14X14X10	14.0 $\pm$ 0.3	14.0 $\pm$ 0.3	10.0 $\pm$ 0.25	33	60
HF70RH14.3X14.3X6.35	14.3 $\pm$ 0.3	14.3 $\pm$ 0.3	6.35 $\pm$ 0.2	70	130
HF70RH14.3X28.6X6.35	14.3 $\pm$ 0.3	28.6 $\pm$ 1.0	6.35 $\pm$ 0.2	125	210
HF70RH14X28X8	14.0 $\pm$ 0.5	28.0 $\pm$ 1.0	8.0 $\pm$ 0.5	110	185
HF70RH16X12X9.1	16.0 $\pm$ 0.3	12.0 $\pm$ 0.4	9.1 $\pm$ 0.3, -0	45	74
HF70RH16X15X9	16.0 $\pm$ 0.3	15.0 $\pm$ 0.4	9.0 $\pm$ 0.2	46	103
HF70RH16X17X9	16.0 $\pm$ 0.5	17.0 $\pm$ 0.5	9.0 $\pm$ 0.5	60	120
HF70RH16X28X9	16.0 $\pm$ 0.5	28.0 $\pm$ 1.0	9.0 $\pm$ 0.5	100	185
HF70RH16X28X10	16.0 $\pm$ 0.3	28.0 $\pm$ 0.7	10.0 $\pm$ 0.25	70	130
HF70RH17.4X28.57X9.5	17.4 $\pm$ 0.5	28.57 $\pm$ 1.0	9.5 $\pm$ 0.5	90	200
HF70RH19X29X13	19.0 $\pm$ 0.5	29.0 $\pm$ 1.0	13.0 $\pm$ 0.5	80	145
HF70RH26X29X13	26.0 $\pm$ 0.5	29.0 $\pm$ 1.0	13.0 $\pm$ 0.5	145	220
HF56RH10X20X5	10.0 $\pm$ 0.3	20.0 $\pm$ 0.4	5.0 $\pm$ 0.2	69	145
HF56RH12X15X7.3	12.0 $\pm$ 0.3	15.0 $\pm$ 0.5	7.3 $\pm$ 0.2	37	81
HF56RH12.3X20X7	12.3 $\pm$ 0.3	20.0 $\pm$ 0.5	7.0 $\pm$ 0.2	54	117
HF56RH13X20X5	13.0 $\pm$ 0.3	20.0 $\pm$ 0.5	5.0 $\pm$ 0.2, -0.1	92	193
HF56RH14.3X14.3X6.35	14.3 $\pm$ 0.3	14.3 $\pm$ 0.3	6.35 $\pm$ 0.2	58	122
HF56RH14.3X28.6X6.35	14.3 $\pm$ 0.3	28.6 $\pm$ 0.7	6.35 $\pm$ 0.2	115	241
HF56RH16X28X9	16.0 $\pm$ 0.3	28.0 $\pm$ 0.7	9.0 $\pm$ 0.3	80	170
HF56RH17.4X28.57X9.5	17.44 $\pm$ 0.35	28.57 $\pm$ 0.7	9.52 $\pm$ 0.25	84	184

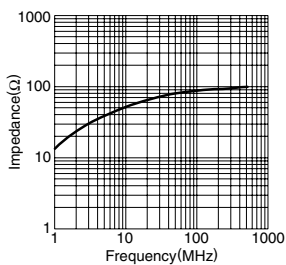
• All specifications are subject to change without notice.

### TYPICAL ELECTRICAL CHARACTERISTICS IMPEDANCE vs. FREQUENCY CHARACTERISTICS

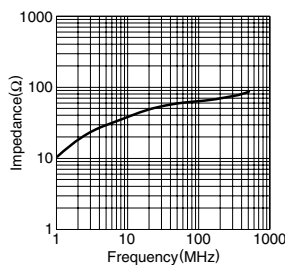
**HF70RH7X8X4**



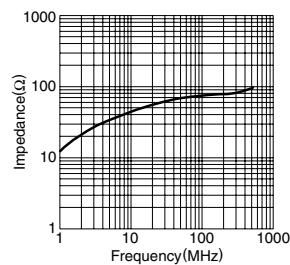
**HF70RH7X14X4**



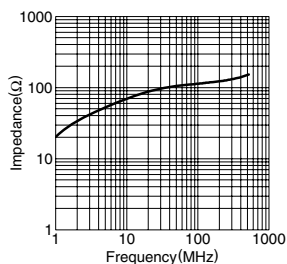
**HF70RH8X8X4**



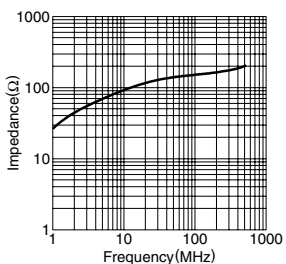
**HF70RH8X9X4**



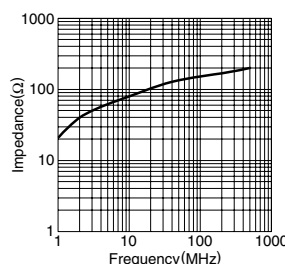
**HF70RH8X15X4**



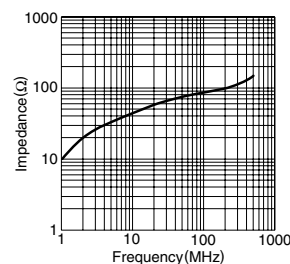
**HF70RH8X20X4**



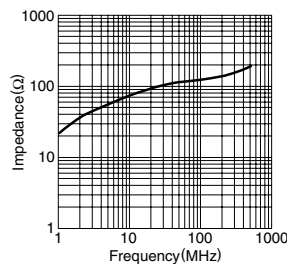
**HF70RH10X20X5**



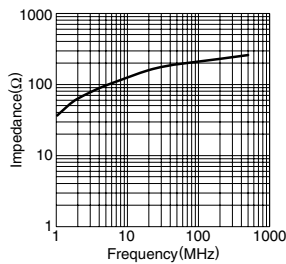
**HF70RH12X15X7.3**



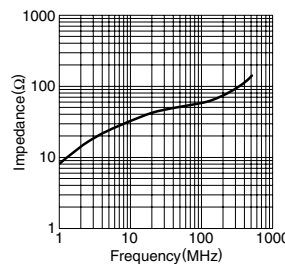
**HF70RH12.3X20X7**



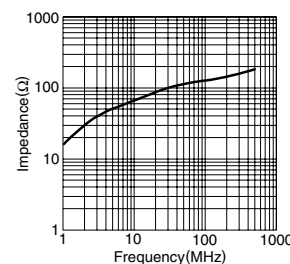
**HF70RH13X20X5**



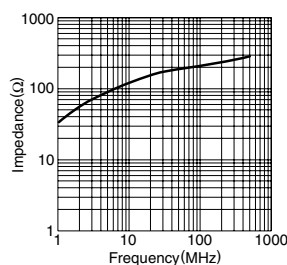
**HF70RH14X14X10**



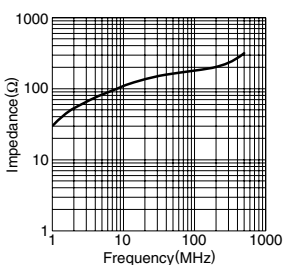
**HF70RH14.3X14.3X6.35**



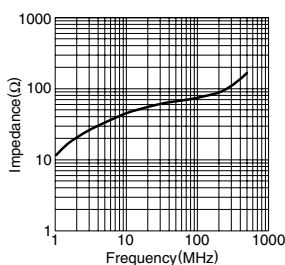
**HF70RH14.3X28.6X6.35**



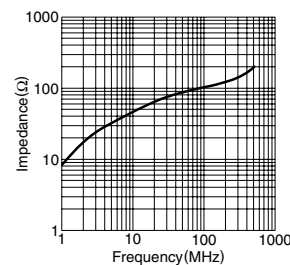
**HF70RH14X28X8**



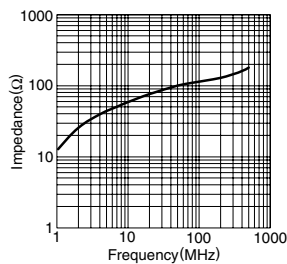
**HF70RH16X12X9.1**



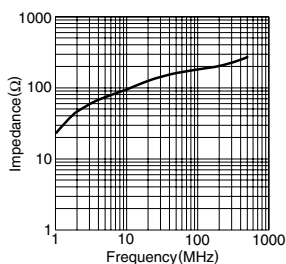
**HF70RH16X15X9**



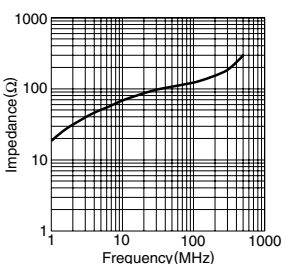
**HF70RH16X17X9**



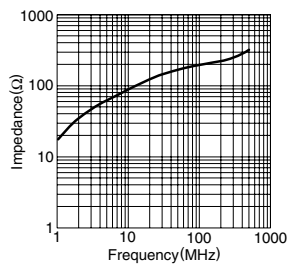
**HF70RH16X28X9**



**HF70RH16X28X10**



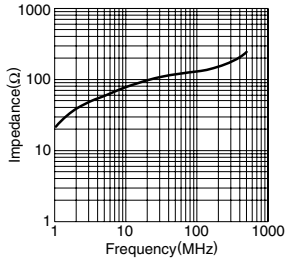
**HF70RH17.4X28.57X9.5**



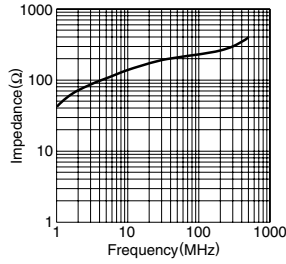
• All specifications are subject to change without notice.

**TYPICAL ELECTRICAL CHARACTERISTICS**  
**IMPEDANCE vs. FREQUENCY CHARACTERISTICS**

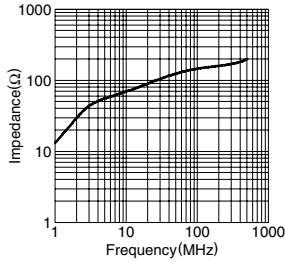
**HF70RH19X29X13**



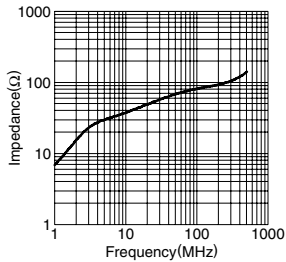
**HF70RH26X29X13**



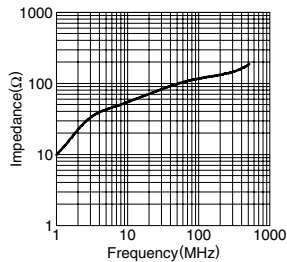
**HF56RH10X20X5**



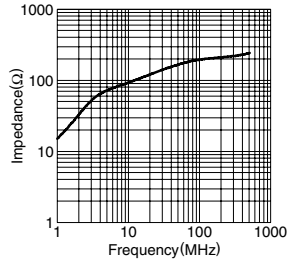
**HF56RH12X15X7.3**



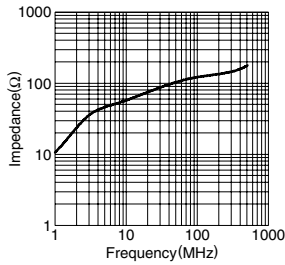
**HF56RH12.3X20X7**



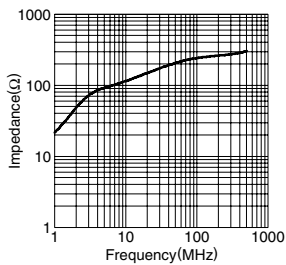
**HF56RH13X20X5**



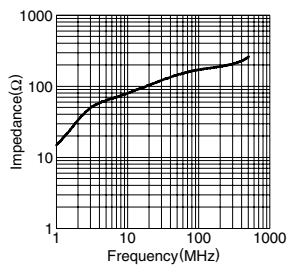
**HF56RH14.3X14.3X6.35**



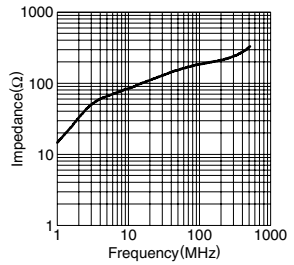
**HF56RH14.3X28.6X6.35**



**HF56RH16X28X9**



**HF56RH17.4X28.57X9.5**



• All specifications are subject to change without notice.