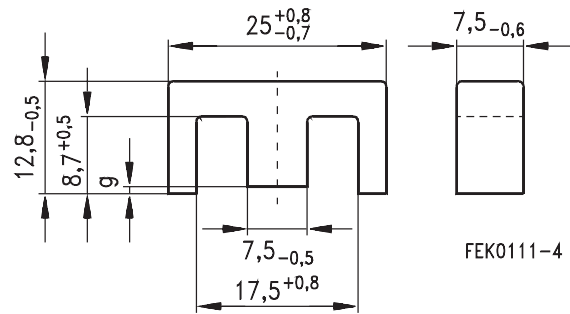


- In accordance with IEC 61246
- E cores are supplied as single units

Magnetic characteristics (per set)

$$\begin{aligned} \Sigma/A &= 1,1 \text{ mm}^{-1} \\ l_e &= 57,5 \text{ mm} \\ A_e &= 52,5 \text{ mm}^2 \\ A_{\min} &= 51,5 \text{ mm}^2 \\ V_e &= 3\,020 \text{ mm}^3 \end{aligned}$$

Approx. weight 16 g/set

Ungapped

Material	A_L value nH	μ_e	$A_{L1\min}$ nH	P_V W/set	Ordering code
N30	2900 + 30/- 20 %	2530			B66317-G-X130
N27	1750 + 30/- 20 %	1520	1440	< 0,59 (200 mT, 25 kHz, 100 °C)	B66317-G-X127
N87	1850 + 30/- 20 %	1620	1440	< 1,60 (200 mT, 100 kHz, 100 °C)	B66317-G-X187

Gapped

Material	g mm	A_L value approx. nH	μ_e	Ordering code ** = 27 (N27) = 87 (N87)
N27,	0,10 ± 0,02	489	425	B66317-G100-X1**
N87	0,16 ± 0,02	347	302	B66317-G160-X1**
	0,25 ± 0,02	250	218	B66317-G250-X1**
	0,50 ± 0,05	151	131	B66317-G500-X1**
	1,00 ± 0,05	91	79	B66317-G1000-X1**

The A_L value in the table applies to a core set comprising one ungapped core (dimension $g = 0$) and one gapped core (dimension $g > 0$).

Calculation factors (for formulas, see “*E cores: general information*”, page 382)

Material	Relationship between air gap – A_L value		Calculation of saturation current			
	$K1$ (25 °C)	$K2$ (25 °C)	$K3$ (25 °C)	$K4$ (25 °C)	$K3$ (100 °C)	$K4$ (100 °C)
N27	90	– 0,731	139	– 0,847	129	– 0,865
N87	90	– 0,731	139	– 0,796	125	– 0,873

Validity range: $K1, K2: 0,10 \text{ mm} < s < 2,00 \text{ mm}$
 $K3, K4: 60 \text{ nH} < A_L < 570 \text{ nH}$

Coil former (magnetic axis horizontal or vertical)

Material: GFR polyterephthalate; UL 94 V-0, insulation class to IEC 60085:
 B66208-A, -J: $F \triangleq$ max. operating temperature 155 °C, color code black
 B66208-W: $H \triangleq$ max. operating temperature 180 °C, color code black

Solderability: to IEC 60068-2-20, test Ta, method 1 (aging 3): 235 °C, 2 s

Resistance to soldering heat: to IEC 60068-2-20, test Tb, method 1B: 350 °C, 3,5 s

Winding: see "Processing Notes", page 159

Squared pins

Yoke Material: Stainless spring steel (0,25 mm)

Coil former						Ordering code
Figure	Sections	A_N mm ²	l_N mm	A_R value $\mu\Omega$	Pins	
1	1	61	50	28	10	B66208-A1110-T1
2	1	61	50	28	10	B66208-J1110-T1 B66208-W1010-T1
Yoke (ordering code per piece, 2 are required)						B66208-A2010

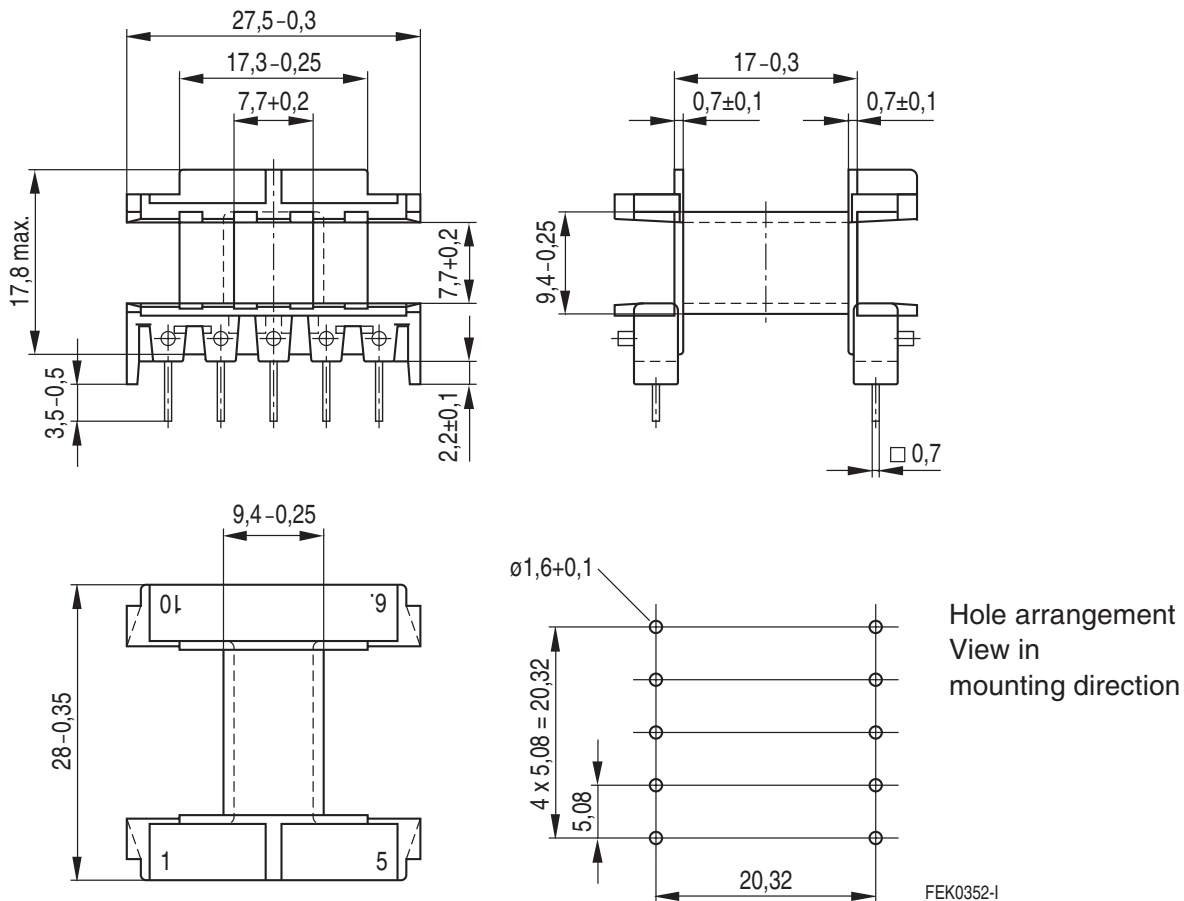
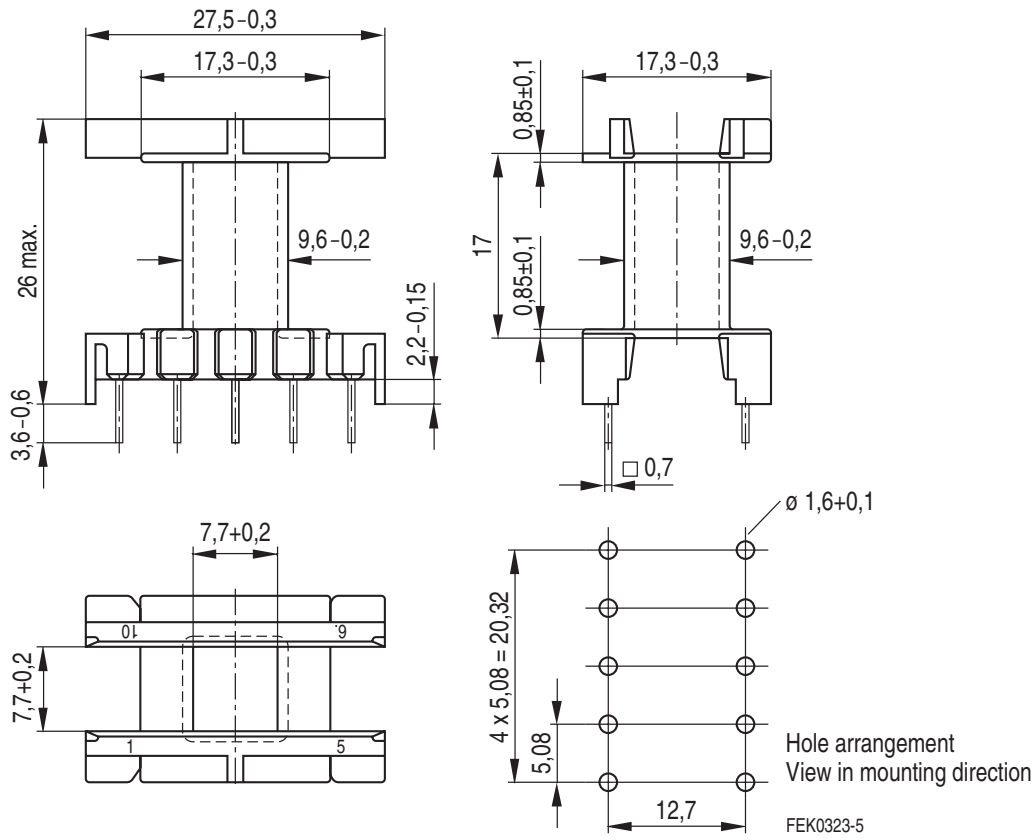
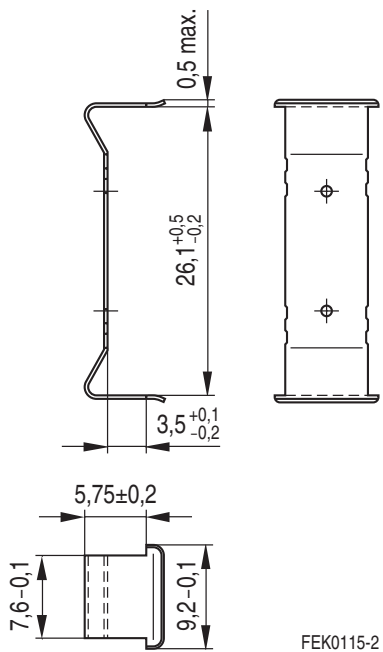
Figure 1, horizontal version (type -A)


Figure 2, vertical version (type -W and -J)



Yoke



Coil former for SMPS transformers with line isolation

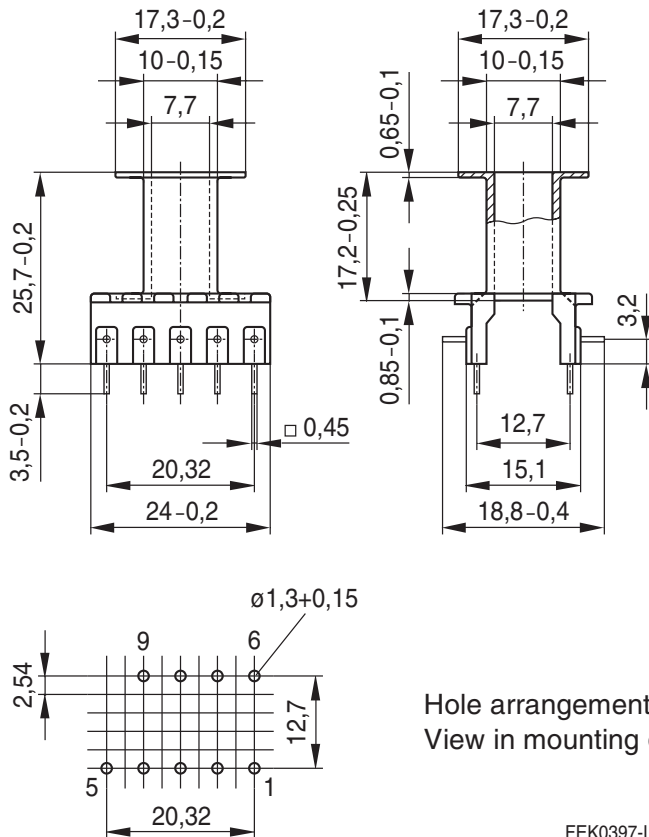
Material: GFR polyterephthalate (UL 94 V-0, insulation class to IEC 60085:
 $F \triangleq$ max. operating temperature 155 °C), color code black
 Solderability: to IEC 60068-2-20, test Ta, method 1 (aging 3): 235 °C, 2 s
 Resistance to soldering heat: to IEC 60068-2-20, test Tb, method 1B: 350 °C, 3,5 s
 Winding: see "Processing Notes", page 159
 Squared pins

Yoke

Material: Nickel silver (0,3 mm) with ground terminal

Coil former					Ordering code
Sections	A_N mm ²	l_N mm	A_R value $\mu\Omega$	Pins	
1	56,9	69,2	41,8	9	B66208-K1009-T1
Yoke (ordering code per piece)					B66208-A2003

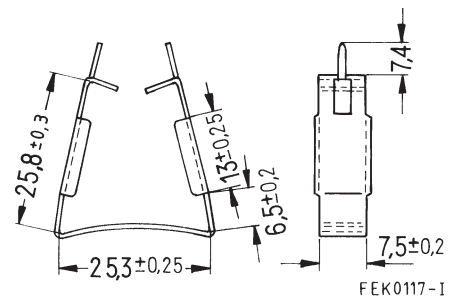
Coil former



Hole arrangement
View in mounting direction

FEK0397-I

Yoke



FEK0117-I

Herausgegeben von EPCOS AG

Marketing Kommunikation, Postfach 80 17 09, 81617 München, DEUTSCHLAND

© EPCOS AG 2000. Alle Rechte vorbehalten. Vervielfältigung, Veröffentlichung, Verbreitung und Verwertung dieser Broschüre und ihres Inhalts ohne ausdrückliche Genehmigung der EPCOS AG nicht gestattet.

Mit den Angaben in dieser Broschüre werden die Bauelemente spezifiziert, keine Eigenschaften zugesichert. Bestellungen unterliegen den vom ZVEI empfohlenen Allgemeinen Lieferbedingungen für Erzeugnisse und Leistungen der Elektroindustrie, soweit nichts anderes vereinbart wird.

Diese Broschüre ersetzt die vorige Ausgabe.

Fragen über Technik, Preise und Liefermöglichkeiten richten Sie bitte an den Ihnen nächstgelegenen Vertrieb der EPCOS AG oder an unsere Vertriebsgesellschaften im Ausland.

Bauelemente können aufgrund technischer Erfordernisse Gefahrstoffe enthalten. Auskünfte darüber bitten wir unter Angabe des betreffenden Typs ebenfalls über die zuständige Vertriebsgesellschaft einzuholen.

Published by EPCOS AG

Marketing Communications, P.O. Box 80 17 09, 81617 Munich, GERMANY

© EPCOS AG 2000. All Rights Reserved. Reproduction, publication and dissemination of this brochure and the information contained therein without EPCOS' prior express consent is prohibited.

The information contained in this brochure describes the type of component and shall not be considered as guaranteed characteristics. Purchase orders are subject to the General Conditions for the Supply of Products and Services of the Electrical and Electronics Industry recommended by the ZVEI (German Electrical and Electronic Manufacturers' Association), unless otherwise agreed.

This brochure replaces the previous edition.

For questions on technology, prices and delivery please contact the Sales Offices of EPCOS AG or the international Representatives.

Due to technical requirements components may contain dangerous substances. For information on the type in question please also contact one of our Sales Offices.