

## SMD MELF SOD80, Glass Encapsulated NTC Thermistor



### FEATURES

- Small diameter down to 1.7 mm
- Quick response time down to 0.9 s
- Wide temperature range from - 40 °C to + 150 °C
- Resistant to corrosive atmospheres and harsh environments
- Old part number was 2322 633 5...
- Component in accordance to RoHS 2002/95/EC and WEEE 2002/96/EC
- Available on tape


**RoHS**  
COMPLIANT

QUICK REFERENCE DATA	
PARAMETER	VALUE
	2381 633 5....
Temperature range	- 40 °C to + 150 °C
Resistance value at 25 °C ( $R_{25}$ )	10 k $\Omega$ to 220 k $\Omega$
Tolerance on $R_{25}$ - value	$\pm 5 \%$
$B_{25/85}$ - value	3977K
Tolerance on $B_{25/85}$ - value	$\pm 1.3 \%$
Deviation in resistance value due to B-tolerance	See Resistance Values at Intermediate Temperatures table
Ratio $R_T/R_{25}$	
Rated dissipation	100 mW
Dissipation factor	2.5 mW/K
Response time	0.9 s
Thermal time constant $\tau$	6 s
Temperature coefficient	See Resistance Values at Intermediate Temperatures table
Climatic category	40/155/56
Weight	$\approx 0.03$ g

### APPLICATIONS

Temperature measurement, sensing and control:

- Domestic appliances
- Automotive systems
- Industrial process control

### DESIGN-IN SUPPORT

For complete Curve Computation, visit:

[www.vishay.com/thermistors/curve-computation-list/](http://www.vishay.com/thermistors/curve-computation-list/)

### DESCRIPTION

These thermistors have a negative temperature coefficient and are mounted in a glass envelope with two tinned electrodes.

### MOUNTING

By soldering.

ELECTRICAL DATA AND ORDERING INFORMATION			
$R_{25}$ (k $\Omega$ )	$B_{25/85}$ - VALUE	12NC ORDERING CODE 2381 633 53..	SAP MATERIAL NO. NTCSMELFE3...
10	3977K $\pm 1.3 \%$	103	103JT
20	3977K $\pm 1.3 \%$	203	203JT
30	3977K $\pm 1.3 \%$	303	303JT
100	3977K $\pm 1.3 \%$	104	104JT

# 2381 633 5..../NTCSMELFE3....T

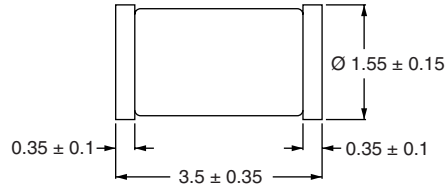
Vishay BCcomponents

SMD MELF SOD80, Glass Encapsulated  
NTC Thermistor



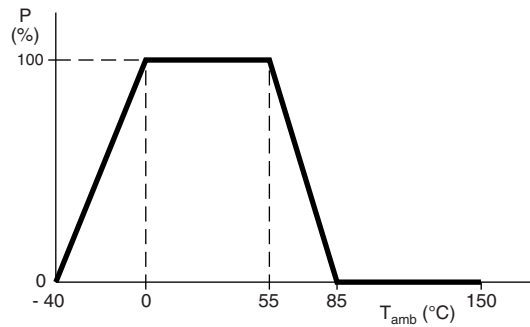
## DIMENSIONS in millimeters

Component outline for 2381 633 5.... (SOD80)



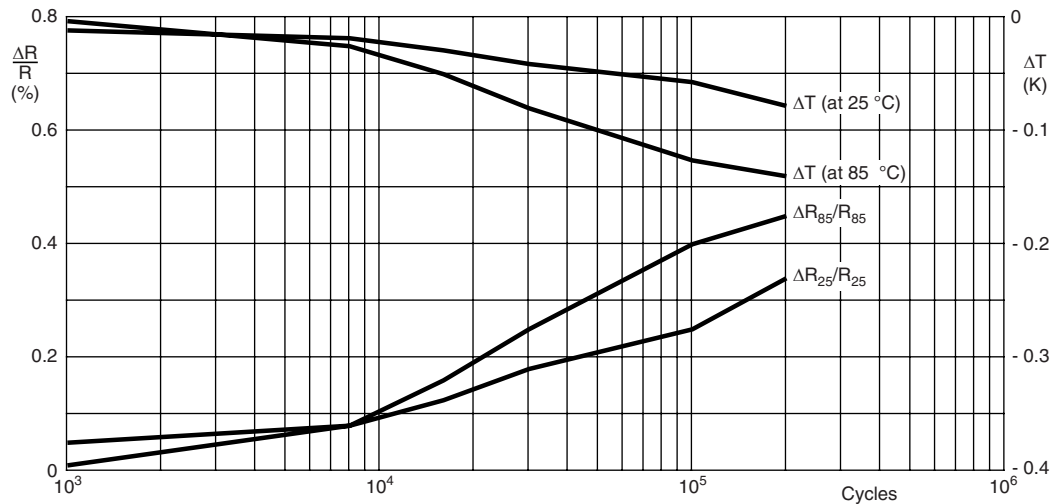
## DERATING

Derating curve for 2381 633 5.... series



## STABILITY CHARACTERISTICS

Stability of glass encapsulated NTCs in thermal shock test (200 kcycles - 40 °C/+ 200 °C)





# 2381 633 5..../NTCSMELFE3....T

SMD MELF SOD80, Glass Encapsulated  
NTC Thermistor

Vishay BCcomponents

For complete Curve Computation, visit: [www.vishay.com/thermistors/curve-computation-list/](http://www.vishay.com/thermistors/curve-computation-list/)

<b>RESISTANCE VALUES AT INTERMEDIATE TEMPERATURES FOR 2381 633 5..../NTCSMELFE3....</b>								
TEMPERATURE (°C)	$R_T/R_{25}$	R for 10 kΩ	R for 20 kΩ	R for 30 kΩ	R for 100 kΩ	$\Delta R/R$ (± %)	$\alpha$ (%/K)	$\Delta T$ (± K)
- 40	33.21	332 094	664 187	996 281	3 320 936	10.08	- 6.62	1.52
- 35	23.99	239 900	479 799	719 699	2 398 996	9.59	- 6.39	1.50
- 30	17.52	175 200	350 399	525 599	1 751 996	9.12	- 6.18	1.48
- 25	12.93	129 287	258 574	387 861	1 292 869	8.67	- 5.98	1.45
- 20	9.636	96 358	192 716	289 074	963 582	8.24	- 5.78	1.42
- 15	7.250	72 500	145 001	217 501	725 004	7.82	- 5.60	1.40
- 10	5.505	55 046	110 092	165 138	550 459	7.42	- 5.42	1.37
- 5	4.216	42 157	84 314	126 471	421 570	7.04	- 5.25	1.34
0	3.255	32 554	65 108	97 663	325 542	6.67	- 5.09	1.31
5	2.534	25 339	50 677	76 016	253 386	6.31	- 4.93	1.28
10	1.987	19 872	39 744	59 617	198 722	5.96	- 4.79	1.25
15	1.570	15 698	31 397	47 095	156 985	5.63	- 4.64	1.21
20	1.249	12 488	24 975	37 463	124 877	5.31	- 4.51	1.18
25	1.000	10 000	20 000	30 000	100 000	5.00	- 4.38	1.14
30	0.8059	8059	16118	24 177	80 591	5.30	- 4.25	1.25
35	0.6535	6535	13069	19 604	65 347	5.59	- 4.13	1.35
40	0.5330	5330	10660	15 990	53 299	5.87	- 4.02	1.46
45	0.4372	4372	8743	13 115	43 717	6.14	- 3.91	1.57
50	0.3605	3605	7211	10 816	36 053	6.41	- 3.80	1.69
55	0.2989	2989	5977	8966	29887	6.66	- 3.70	1.80
60	0.2490	2490	4980	7470	24900	6.91	- 3.60	1.92
65	0.2084	2084	4169	6253	20844	7.15	- 3.51	2.04
70	0.1753	1753	3506	5259	17530	7.39	- 3.42	2.16
75	0.1481	1481	2962	4443	14809	7.61	- 3.33	2.29
80	0.1256	1256	2513	3769	12564	7.84	- 3.25	2.41
85	0.1070	1070	2141	3211	10703	8.05	- 3.17	2.54
90	0.09154	915.4	1831	2746	9154	8.26	- 3.09	2.67
95	0.07860	786.0	1572	2358	7860	8.46	- 3.01	2.81
100	0.06773	677.3	1355	2032	6773	8.66	- 2.94	2.95
105	0.05857	585.7	1171	1757	5857	8.85	- 2.87	3.08
110	0.05083	508.3	1017	1525	5083	9.04	- 2.80	3.23
115	0.04426	442.6	885.2	1328	4426	9.22	- 2.74	3.37
120	0.03866	386.6	773.2	1160	3866	9.40	- 2.67	3.52
125	0.03387	338.7	677.5	1016	3387	9.57	- 2.61	3.66
130	0.02977	297.7	595.4	893.1	2977	9.74	- 2.55	3.81
135	0.02624	262.4	524.8	787.2	2624	9.91	- 2.50	3.97
140	0.02319	231.9	463.8	695.7	2319	10.07	- 2.44	4.12
145	0.02055	205.5	411.1	616.6	2055	10.23	- 2.39	4.28
150	0.01826	182.6	365.3	547.9	1826	10.38	- 2.34	4.44

# 2381 633 5..../NTCSMELFE3....T



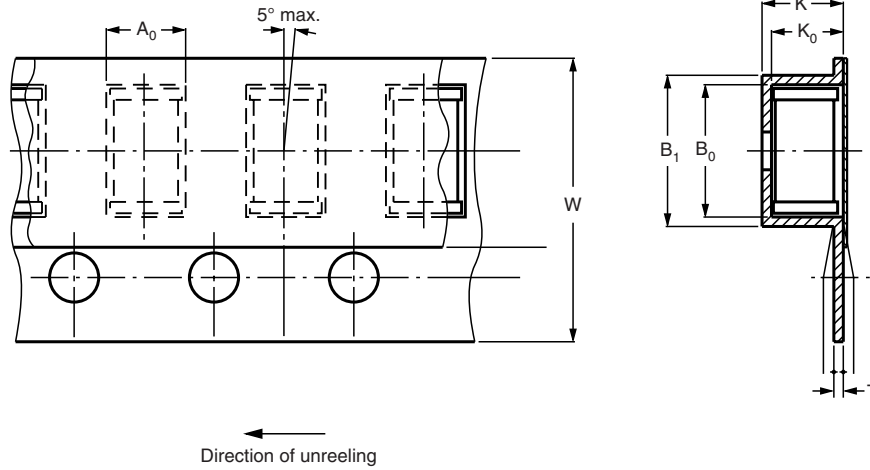
Vishay BCcomponents

SMD MELF SOD80, Glass Encapsulated  
NTC Thermistor

## PACKAGING

### BLISTER TAPE AND REEL (2381 633 5....)

Packed in an 8 mm wide blister tape, according to IEC60286-3



BLISTER TAPE AND REEL DIMENSIONS				
SYMBOL	PARAMETER	NOMINAL DIMENSIONS	TOLERANCE	UNIT
<b>Blister tape</b>				
K	Overall thickness	< 2.5	-	mm
<b>POCKET</b>				
$A_0$	Length	2.1	+ 0.3	mm
$B_0$	Width	> 3.8	-	mm
$K_0$	Depth	2.1	+ 0.3	mm
$B_1$	Outside width	< 4.5	-	mm
<b>TAPE</b>				
T	Tape thickness	< 0.4	-	mm
W	Tape width	8.0	$\pm 0.2$	mm



## Disclaimer

All product specifications and data are subject to change without notice.

Vishay Intertechnology, Inc., its affiliates, agents, and employees, and all persons acting on its or their behalf (collectively, "Vishay"), disclaim any and all liability for any errors, inaccuracies or incompleteness contained herein or in any other disclosure relating to any product.

Vishay disclaims any and all liability arising out of the use or application of any product described herein or of any information provided herein to the maximum extent permitted by law. The product specifications do not expand or otherwise modify Vishay's terms and conditions of purchase, including but not limited to the warranty expressed therein, which apply to these products.

No license, express or implied, by estoppel or otherwise, to any intellectual property rights is granted by this document or by any conduct of Vishay.

The products shown herein are not designed for use in medical, life-saving, or life-sustaining applications unless otherwise expressly indicated. Customers using or selling Vishay products not expressly indicated for use in such applications do so entirely at their own risk and agree to fully indemnify Vishay for any damages arising or resulting from such use or sale. Please contact authorized Vishay personnel to obtain written terms and conditions regarding products designed for such applications.

Product names and markings noted herein may be trademarks of their respective owners.